

# A Motion Cue of a Robot Shopping Cart as a Low-level Gesture together with Speech Output

Hermann Kaindl, Dominik Ertl, Jürgen Falb  
Vienna University of Technology, Institute of Computer Technology  
A-1040 Vienna, Austria  
{kaindl, ertl, falb}@ict.tuwien.ac.at

Cristian Bogdan, Kerstin Severinson Eklundh  
Royal Institute of Technology, School of Computer Science and Communication  
S-100 44 Stockholm, Sweden  
{cristi, kse}@csc.kth.se

Helge Hüttenrauch  
Södertörn University, School of Communication, Media, and IT  
S-141 89 Huddinge, Sweden  
helge.huttenrauch@sh.se

## ABSTRACT

Current communication between humans and robots does not sufficiently involve robot movements, although ‘arm’ or ‘hand’ gestures of robots have been studied and used. Therefore, we present an approach to multimodal output of semi-autonomous robots, which includes a motion cue of a robot body. It is enacted by a slow-down while approaching a particular location that is synchronized with output through GUI and speech. Results from an experiment indicate statistically significant effects of the additional motion cue. We interpret this motion cue as a low-level gesture, even though it is most often not consciously recognized as such by users while still reacting to it. Finally, we found that enacting it together with speech output also means acting in a ‘socially acceptable’ way.

## Keywords

Motion cue, low-level gesture, multimodal robot output, social robots.

## 1. INTRODUCTION

For the environmental context of a supermarket, we designed and implemented prototypical robot shopping carts. In a specific situation when incidentally passing by a product on the shopping list, such a robot takes the initiative to point this out to the human user walking nearby. It does so using GUI and speech output and by a synchronized slow-down while approaching the location of the product. The human user generally reacts to this slow-down (most often even non-consciously) as a reinforcement of the message.

This *Motion Cue* (MoC) was inspired by human-human communi-

Permission to make digital or hard copies of all or part of this work for personal or classroom use is granted without fee provided that copies are not made or distributed for profit or commercial advantage and that copies bear this notice and the full citation on the first page. To copy otherwise, or republish, to post on servers or to redistribute to lists, requires prior specific permission and/or a fee. ICMI 2012 Workshop on Speech and Gesture Production in Virtually and Physically Embodied Conversational Agents, October 26, 2012, Santa Monica, CA, USA. Copyright 2012 ACM 978-1-4503-1514-2/12/10...\$15.00.

cation and based on [2]. The robot implementing it was built on the platform FZI-InBOT (Interactive Behaviour-Operated Trolley) [1]. Since this robot lacks any ‘arms’ or ‘hands’, its only possible movements are ‘body’ movements, including speed changes. We interpret the synchronized slow-down as a very specific low-level gesture.

For studying the effects of this Motion Cue, we designed an experiment, with and without MoC. We performed this experiment in a laboratory that simulates a small part of a supermarket, sufficient for enacting a shopping scenario with human participants. Our statistical analysis of the experimental results includes both quantitative measurements and subjective statements from the participants.

The moving of such an embodied agent is primarily a means to perform its tasks, e.g., of guiding a human to some product while transporting products already taken. Communication involving interaction between the robot and the human is also necessary while on the move. This creates the specific context of this Motion Cue, which otherwise would not be possible. We found that enacting it together with speech output also means acting in a ‘socially acceptable’ way. When two humans are walking together, the one pointing out something at a given location would typically slow down and possibly stop, so this behavior may be expected from a robot as well. Therefore, we also discuss in this paper the situatedness within the social context of a dialogue between a human and an embodied conversational agent while on the move.

The remainder of this paper is organized in the following manner. First, we sketch related work. Then we explain MoC as a form of communication and its specific implementation. After that, we report on an experiment about this approach in a laboratory and present experimental results based on statistical analysis. Finally, we discuss the situatedness of MoC within the social context of a dialogue while on the move.

## 2. RELATED WORK

User interfaces of semi-autonomous robots are typically multimodal, including speech output and a graphical user interface

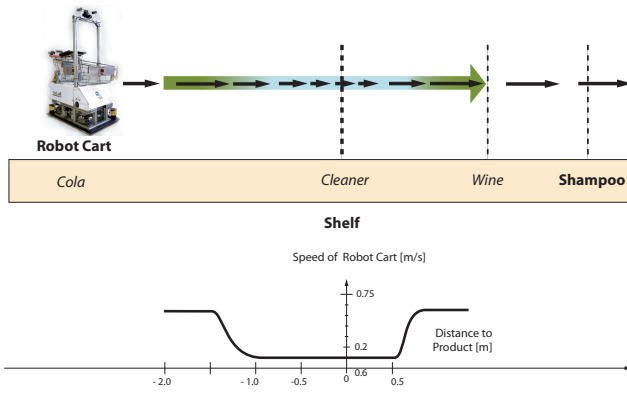


Figure 1: Motion cue experiment setup in our laboratory.

(GUI), see, e.g., [4]. A few such robots can also communicate with ‘arm’ or ‘hand’ gestures, see, e.g., [6]. In analogy to communication between humans, however, the embodiment of such a robot should include body movements in 2D-space. E.g., motion cues are included into communication with a human, a part of the robot’s body language.

Other work [3] discusses humanoid robot body orientation for re-configuring spatial formation arrangements with people. The authors show that a humanoid robot that interacts with a person can reconfigure the spatial formation of the user with rotating the robot’s body. In contrast to our work, the authors do not consider a moving semi-autonomous shopping cart but a humanoid robot with a different morphology, thus a different physical embodiment.

People do not only interpret motion cues of humans, but also motion cues of devices such as robots. Saerbeck et al. [5] studied the relationship between motion characteristics of a robot and the perceived affect. The authors suggest that acceleration and curvature appear to be most influential for how motion is perceived. However, their work does not involve a cooperative task that the human and the robot fulfill jointly.

### 3. THE MOTION CUE THROUGH SPEED CHANGE

MoC is a low-level gesture through autonomous robot behavior. The physical representation of MoC in our current approach is acceleration and deceleration of a robot with a given cruising speed. Moreover, the user does not actively accelerate or decelerate the robot while it performs MoC. It is based on two quantities, *velocity* and *displacement*. Velocity is the rate of change of displacement with time. Acceleration and deceleration, respectively, are changes in velocity over time.

We implemented MoC prototypically on a robot cart. It drives from one place to another with a speed of 50cm/sec. Once its distance to the product position is 1.5m, it triggers the beginning of MoC.

MoC involves slowing down first, speech output and GUI output. These had to be synchronized in a way, so that the user realizes them to be connected and to understand the message from the robot cart. Slowing down is intended to physically make the user aware of something happening, while speech output is intended to explain what happens. Therefore, we start both modalities at the same time. Speech output has the content “Here is *productname* from your shopping list.” With a short delay, the robot presents a ded-



Figure 2: Participant stopping the robot via GUI after a motion cue.

icated GUI screen. We implemented this small delay, so that the user could first listen to the speech output, without too much distraction from the additional visual output on the screen. After this delay, the GUI output is intended to make clear what this speech statement was all about, especially when noise in the environment may distort it. More technically, the robot decelerates to 10cm/sec in order to reinforce the speech output happening at the same time, and it drives with this speed for about 1.5m.

While the robot moves more slowly, the user may stop it with a stop button on the GUI. If it is stopped, pressing a continue button makes the robot resume and it accelerates to 50cm/sec again. If the user does not stop the robot, it automatically accelerates again to 50cm/sec when the product is left 50cm behind, and drives to the original target location.

Figure 1 visualizes MoC, where the dark (green) part of the line shows the robot moving at 50cm/sec and the light (blue) part indicates the MoC behavior without a stop.

### 4. EXPERIMENT WITH A SEMI-AUTONOMOUS ROBOT

We designed and executed an experiment with our semi-autonomous robot in a laboratory to evaluate the effect of MoC. The basic scenario was to have the robot guide the participant to some product. On the way, both the participant and the robot would pass by three other products from the participant’s shopping list. Both the participant and the robot know the items on the shopping list, however, only the robot has full information about the products’ positions. So, it would try to inform the participant when approaching such a product. This communicative act of informing is always done through the GUI and speech output. In addition, the robot slows down when MoC (as described above) is enabled.

We wanted to find out whether GUI, speech and MoC together convey the communication message *here is something interesting for you* better than GUI and speech only. So, we compared trials with MoC enabled with other trials, where only GUI and speech were used but MoC disabled.

We designed and built the laboratory setting for the experiment as sketched in Figure 1 and as depicted in Figure 2. It simulates a small part of a supermarket, more precisely a 10 meter aisle. The

shelf contained about 10 different products that the robot had stored in its product database (including their position).

We gave the participants a print-out of a shopping list with four items: Cola, Cleaner, Wine, and Shampoo. We asked the participants to assume that this was their own shopping list. This was supposed to motivate them to ‘buy’, much as one would usually be motivated to buy items from one’s own shopping list. There were no explicit instructions given to the participant what ‘buying’ something from this list means in this context, like taking a product, scanning it and putting it into the cart. The list had to be entered in such a way that the robot had Shampoo as the first target location. The last instruction was to let oneself being guided to the first target’s location (Shampoo).

After that, the robot was supposed to take the initiative and to guide the participant first. When passing one of the products on the shopping list, the robot would initiate a dialogue about the fact that there is a product of interest nearby. That is, there were *no* other explicit tasks given to the participants.

We hired 20 participants of about the same age (between 20 and 30 years old, with an average of 24.1 years) and of about the same level of education (students). Then we assigned them to two groups, one dedicated to be ‘treated’ with MoC first and one without. Each group consisted of 8 men and 2 women, so both groups had the same gender distribution.

In addition, we wanted each of them experience both ‘treatments’, so that we might have them better explain their user experience with MoC. So, in the sense of a within-subject design, we let each participant repeat the same trial a second time, but this time receiving the other ‘treatment’. It was clear that there would be a learning effect, so that comparisons of data from the first and the second trials could, of course, not be made for testing our null hypothesis. Still, we found it interesting to get data for better understanding the learning effect through comparing the data from the (repeated) second trials.

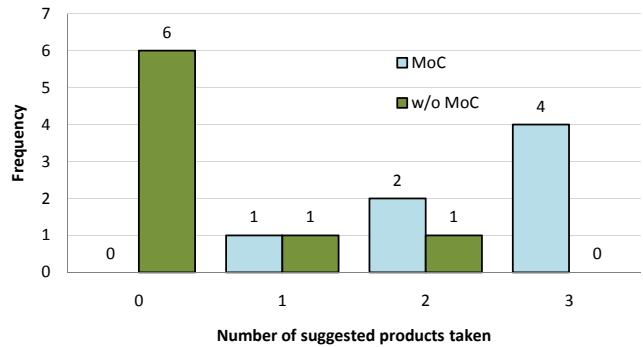
In order to get more information from the participants about their user experience, we actually let them receive the MoC ‘treatment’ once again after these two formal trials. This time, however, we did not evaluate any measurable results but asked them to verbalize their experience through thinking-aloud. In addition, the test leader asked them to reflect in detail on the robots’ behavior when it was slowing down at a product from the shopping list.

We defined the *null hypothesis* as follows:  
*With or without employing MoC on the multimodal UI, the same numbers of products are taken and put into the cart.*

The underlying metric is *number of products taken and put into cart that are passed by*. So, in this metric we did not consider if or if not participants took Shampoo, e.g., at their destination.

Before these trials, the robot’s basic functionality was introduced to each of the participants, including how to make it guide one to a given product and how to stop it. During this introduction, the participants got acquainted with the touchscreen.

Of course, however, they were neither shown the feature of indicating a product from the shopping list nor told about it. And they were not shown or told anything about a difference in behavior



**Figure 3: Frequencies of the number of suggested products taken in the first trial.**

(slowing down or not).

Then the task was explained to the participant. So far, everything was identical to all participants. Depending on the group they had been assigned to, they were given ‘treatment’ with MoC first and then without, or the other way round.

We asked the participants to fill out various questionnaires before the introduction to the robot, in between the two trials, as well as in the end. In particular, we were interested in the subjective opinion of each participant on a few issues. Especially, we wanted to know whether the participants felt that the robot influenced the execution of their planned action (going to Shampoo) by the suggestions for interleaved actions (such as taking Cola en passant).

## 5. EXPERIMENTAL RESULTS

The statistical analysis of the experiment’s results includes data of 15 participants that have completed both trials of the experiment. (5 participants encountered technical problems with the robot, so that their data could not be included.) For each participant, we measured the number of products taken. Each of them may have taken between 0 and 3 suggested products (Cola, Cleaner, and Wine) before they arrived at the originally targeted product (Shampoo). So, a participant could have taken up to four products in total (including Shampoo).

The frequencies of the number of suggested products taken in the first trial are shown in Figure 3. It illustrates how many participants (drawn at the ordinate) have taken how many of the suggested products (drawn on the abscissa). The left light (blue) bars illustrate this for the participants treated with MoC and the right dark (green) bars for the ones treated without MoC. Figure 3 shows that participants using the robot with the MoC behavior activated have taken more products in the first trial than participants using the robot without. The contrary trends of the dark (green) and light (blue) bars in Figure 3 show that the number of products taken correlates with the behavior of the robot. The strong correlation at 0.821 is highly statistically significant at the 0.01 level. (The correlation value represents the Pearson correlation of a point-biserial correlation.) Since the situation in the first trial has been identical for all participants besides the activation or non-activation of MoC, we are safe to assume that the strong correlation is caused by the robot’s behavior.

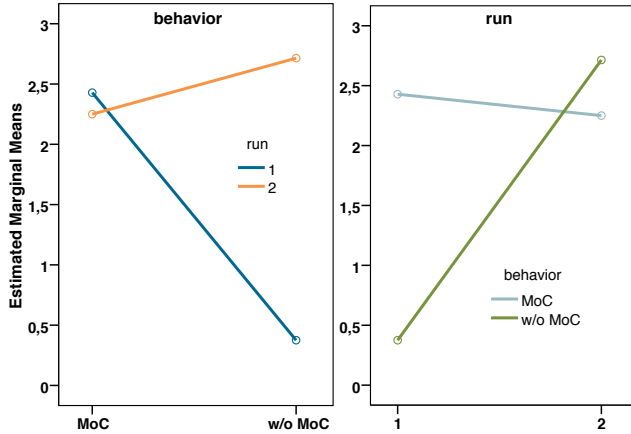
In the second trial, participants using the robot with MoC behavior have taken approximately the same number of products as partici-

**Table 1: Effects of behavior, trial and behavior \* trial on the participants' actions with effect size  $F$  and significance level  $sig.$**

Factor	Mean Square	F	Sig.
behavior	4.715	5.975	0.022
trial	8.715	11.043	0.003
behavior * trial	11.834	14.996	0.001

pants using the robot without.

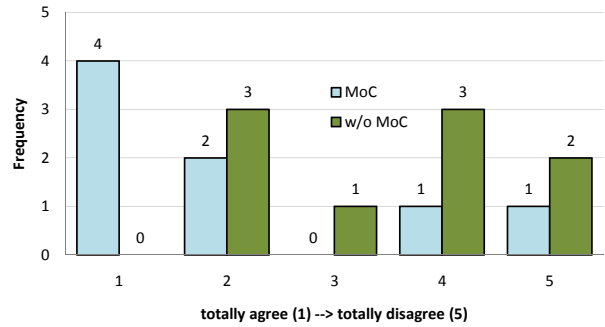
Due to the different results in both trials, we calculated a two-factorial ANOVA (analysis of variances) with the robot's behavior (with MoC and without MoC) and the trial (first and second) as independent fixed factors to see how these factors interact. Thus, we wanted to know if the means of the suggested products taken differ between the four groups and, therefore, we analyzed if the variance between the groups is greater than the variance within the groups. Table 1 shows the ANOVA results, which are visualized in the interaction graph shown in Figure 4.



**Figure 4: Interaction graph of robot's behavior and trial.**

The significance levels in Table 1 show that both factors, the robot's behavior as well as the trial, and additionally an interaction between the robot's behavior and the trial have significant effects on the participant's actions. In the first trial, the different behaviors lead to a significant difference in the means of the numbers of products taken. Looking at the sequence of both trials, we see that in the second trial this difference disappears and thus the number of trials also has an effect, which is even stronger than the robot's behavior (comparing the effect sizes  $F$  in Table 1). We assume that the effect of the trial number is caused by a high learning effect that superimposes all other effects. Thus, we cannot say if an effect of the robot's behavior is present by looking only at the second trial's data. The results in Table 1 regarding the interaction effect of both factors (behavior \* trial) confirm that the effect of the robot's behavior changes (decreases) significantly with the participant's learning effect. The interaction effect shows that, if MoC is activated in the beginning, less learning is required by the participant to act in the same way (take as many suggested products as possible) in the second trial. Overall, MoC improves the communication of the robot with new users.

For excluding any learning effect in the analysis (even learning ef-



**Figure 5: Rating frequencies of the statement "The robot cart got me to execute my planned actions only after the suggested actions" from 'totally agree' (= 1) to 'totally disagree' (= 5).**

fects within the first trial), we also analyzed the participants' actions on the very first product (Cola) in their first trial separately, including 15 participants who completed the first and second trial successfully. The results show a similar and highly significant effect at the 0.01 level of the robot's behavior on the participants' actions, with 6 of 7 participants having taken Cola in the MoC condition and only 1 of 8 in the condition without MoC.

We further calculated crosstabs between the numbers of products taken in the first and second trial to verify that the participants have consistent behavior in taking products in both trials. In fact, participant-specific effects appear in the same way in both trials, e.g., a participant who did not take wine, acted consistently in both trials.

After the first trial we asked the participants for a rating of the statement "The robot cart got me to execute my planned actions only after the suggested actions", to see if the suggestions by the robot influenced their actions. The participants had to answer on a 5-point Likert scale from 'totally agree' to 'totally disagree'. The frequency distribution of the answers after the first trial is shown in Figure 5. After the MoC 'treatment', most participants agreed (median  $\tilde{x} = 1.5$ ), whereas after the other 'treatment' more participants disagreed ( $\tilde{x} = 4$ ). A univariate analysis of variance with the robot's behavior as factor shows that around 25% ( $partial\eta^2 = 0.252, sig = 0.048$ ) of the variance can be explained by the robot's behavior. These results indicate that the MoC behavior draws more attention to the robot and the message it tries to communicate, primarily for new users.

## 6. DISCUSSION

### 6.1 Social importance of this robotic body gesture

We interpret MoC as a low-level robotic full-body gesture and discuss its social importance. Throughout our work of designing movements as full-body gestures that would properly accompany other robot communication, we have reflected on the details of how designed movement patterns can make robots more socially interactive.

When a human makes a deictic reference, a spatial relation needs to be established in order for the conversation partner to understand the reference made. We assume that the human behavior corresponding to what the robot does in the slowing-down phase of the study involves a deictic component of interaction that is both tem-

poral and indicative. If a human would not accompany an utterance containing a deictic reference, with adjustments of their movement, i.e., keep the same walking speed and body orientation while referencing something in the surroundings, they may be perceived as non-collaborative (or even rude).

Some of our observations in the study can be better understood using this assumption as a backdrop. Some users in the condition without slowing down body gesture qualified the robot behavior negatively, such as “unfair”, “I felt like a dog on a leash”, or “I had to pay attention – stressful!”.

Users who first received the condition without the slowing-down gesture were more “on their watch” in their second run and stopped the robot more than the users who got the presumably more usable slowing down condition first. This suggests that users adapt to overcome flaws in the design.

Perception and execution of gesture in human-human conversation is sometimes carried out in what can be understood as the periphery of awareness, i.e., information which is being absorbed and understood without being in the focus of attention [7]. Human language users do not (need to) pay attention to their specific body postures and gestures during communication. We perceive and adapt to body posture and gesture with little effort. In conversation we expect this adaptation to be performed by our conversation partners. It is part of the fabric of our social expectations and we rarely pay attention to them. We do, however notice when they are missing.

This can explain what we regard as an interesting finding from our experiment: few of our users noticed the robot’s movement adaptation even during the reconstruction runs.

## 6.2 Beyond making the first step

Our reflections on the role of movement in communication made us understand that MoC as the robot full-body gesture is only the first step in a more complex chain of events. It is not enough to simply slow down to offer a product in order for the robot to appear socially competent; the robot also needs to be able to follow this up by detecting the user reaction to the offer and so on. This suggested to us the drawing of a chronological design space for robotic body movements, based on the notion of initiative. We present below these chronological aspects of the design space: machine initiative, human perception of the machine initiative, and human response. We use the case of slowing down as part of product suggestion as an example, yet many other examples of movement-accompanied utterances can be treated in a similar fashion.

**Machine initiative** is the first phase of the process. The design considerations for this phase are depending on the application, i.e. what the initiative is taken about. We have exemplified above the case of slowing down while taking the initiative (suggesting a product).

**Human perception of the machine initiative** follows, after a certain time, the initial initiative. The time needed for the user to notice the initiative, as well as other aspects of the human perception are important factors to consider in a human-robot interaction setup where human attention may be directed to other artifacts in the environment.

**Human response to the machine initiative** can be of different nature. For example, for a product suggestion of our cart, the user

can acknowledge by slowing down, and/or by looking at the product, without explicitly interacting with the cart, yet both such acknowledging cues can help the cart in shaping its further actions. An interaction response would occur, for example when the user utters a command to stop the cart. This is different from just an acknowledgement in that the user takes an explicit action by uttering the command.

Design plays a role also in facilitating interaction response. Not only the launching of the initiative can be designed but also the levers offered to the user for responding to it can be made more available. In the case of a product offering, the user can not only respond by speech or touchscreen GUI interaction, but also by scanning the offered product with a portable scanner, which is more handy than reaching for the touchscreen. To reject an offer, the user can simply ignore it, or use a speech command to continue with the original task.

Our motion cue ideas can be extended beyond the shopping trolley application. The sequence of steps above can be imagined also for, e.g., a humanoid robot that requests an object from the user. A relevant motion cue by the robot is here to extend its hand to the user before being given the object. Hypothetically, this would influence users to give more objects to the robot. As in our discussion above, timing is crucial. Extending a hand much earlier than, e.g., a speech utterance would be a proactive gesture, or even a ceremonious request. Extending the hand too late or not extending it at all would imply rudeness, just like in our case. As in the case of slowing down in our implemented MoC, the design of the hand-extending motion cue needs a careful design process, which can be structured and guided by the chronological steps we discussed.

## 7. CONCLUSION

This simple motion cue of slowing down in such a situation may seem a small enhancement of the communication involving GUI and speech output, yet it works well to improve this communication. The message issued gets across significantly better when this motion cue is included as a full-body gesture. So, there seems to be potential for improving human-robot communication through involving the embodiment of the robot.

However, without speech or GUI output, slowing down would not get across the full message. So, this indicates that our motion cue is a co-verbal gesture synchronized with speech (and also GUI output in our implementation).

Actually, this motion cue was also found to be important for acting in a ‘socially acceptable’ way. In its absence, its behavior may be perceived as non-collaborative by the human users.

## 8. ACKNOWLEDGMENTS

This research has been carried out in the CommRob project (<http://www.commrob.eu>), partially funded by the EU (contract number IST-045441 under the 6th framework programme), where also Anders Green and Michael Göller were involved in this experiment. We also thank Andreas Pfaffel for help with statistical analysis.

## 9. REFERENCES

- [1] M. Göller, T. Kerscher, J. Zollner, R. Dillmann, M. Devy, T. Germa, and F. Lerasle. Setup and control architecture for an interactive shopping cart in human all day environments. In

- Proceedings of International Conference on Advanced Robotics (ICAR '09)*, pages 1–6, June 2009.
- [2] H. Kaindl, J. Falb, and C. Bogdan. Multimodal communication involving movements of a robot. In *CHI '08 extended abstracts on Human factors in computing systems*, pages 3213–3218, New York, NY, USA, 2008. ACM.
- [3] H. Kuzuoka, Y. Suzuki, J. Yamashita, and K. Yamazaki. Reconfiguring spatial formation arrangement by robot body orientation. In *Proceedings of the 5th ACM/IEEE international conference on Human-robot interaction (HRI '10)*, New York, NY, USA, 2010. ACM.
- [4] D. Perzanowski, A. Schultz, W. Adams, E. Marsh, and M. Bugajska. Building a multimodal human-robot interface. *Intelligent Systems, IEEE*, 16(1):16–21, Jan-Feb 2001.
- [5] M. Saerbeck and C. Bartneck. Perception of affect elicited by robot motion. In *Proceedings of the 5th ACM/IEEE international conference on Human-robot interaction (HRI '10)*, pages 53–60, New York, NY, USA, 2010. ACM.
- [6] R. Stiefelhagen, C. Fügen, P. Gieselmann, H. Holzapfel, K. Nickel, and A. Waibel. Natural human-robot interaction using speech head pose and gestures. In *Proceedings of International Conference on Intelligent Robots and Systems (IROS'04)*, Sendai, Japan, October 2004.
- [7] M. Weiser. The computer for the 21st century. *SIGMOBILE Mob. Comput. Commun. Rev.*, 3(3):3–11, July 1999.