

Introductory Robotics Unit

Marianna O'Brien
Lincoln Middle School
Spring 2004

Day 1 – 3

Objective: Stimulate student interest in robots and assess prior knowledge.

Materials:

- One large class KWL chart (See Images 7-9)
- 3 - Sticky Notes/ student
- Robotics Revolution* ISBN 1-888424-04-4 (27 minutes) or other interesting robotics video
- *Individual handouts, if not doing as a class




Lesson:

- 1) Introduce the class KWL chart, if you have not used one before
- 2) Complete “K” column (Image 7)
 - Students share what they “know” about robots in pairs
 - Students record what they “know” about robots on a Sticky Note
 - Students share “knowledge” with the whole class
 - Each student posts Sticky note on the chart
- 3) Begin the video *Robotics Revolution* ISBN 1-888424-04-4 (27 minutes)
 - While students are watching the video they are to record 15 examples of robots and/or interesting facts.
 - Students share one item recorded from the video with partner, group or class
- 4) Complete “W” column (Image 8)
 - Students write one question they have from the video on a Sticky note
 - Students post this Sticky note on the “W” column of the chart.

Assessment (formative and continual): Update errors in “K” column and add Sticky notes to the “L” column (Image 9) at least once a day as a class and/or individually 1 – 3 times/ week.

Note: The above lesson can be done individually, rather than as a class.

Key: *sample handout provided

Image 7 “K” column	Image 8 “W” column	Image 9 – “L” column visible, but taped up until needed
		
		Name _____ Per _____ Date _____

KWL Chart - Robotics

- Directions:
1. Complete the "K" and "W" portion of your chart as directed.
 2. Update the "L" column as you progress.
 3. Correct any errors in the "K" column.
 4. Find answers to "W" column.

K What do you KNOW about robotics?	W What do you WANT to know about robotics?	L What have you LEARNED about robotics?