

CS 545 Introduction to Robotics

Lecture XI

Newton-Euler Formulation

- Newton's Equation
- Euler's Equation
- Newton-Euler Formulation

<http://robotics.usc.edu/~aatrash/cs545>

Lagrangian Method



- Lagrangian (potential function): $L=T-U$
- Generalized Coordinates, Generalized Forces
- Kinetic Energy

$$T = \frac{1}{2} m_i \dot{p}_{li}^T \dot{p}_{li} + \frac{1}{2} \omega_i^T I_i \omega_i$$

- Potential Energy

$$U = m_i g p_i(\theta)$$

- Solve entire system at once

Newton's and Euler's Equations



- Newton's Equation

- Express the force acting at the center of mass for accelerating body

$$F = m\ddot{p}_{cm}$$

- Euler's Equation

- Expresses the torque acting on a rigid body given an angular velocity and angular acceleration

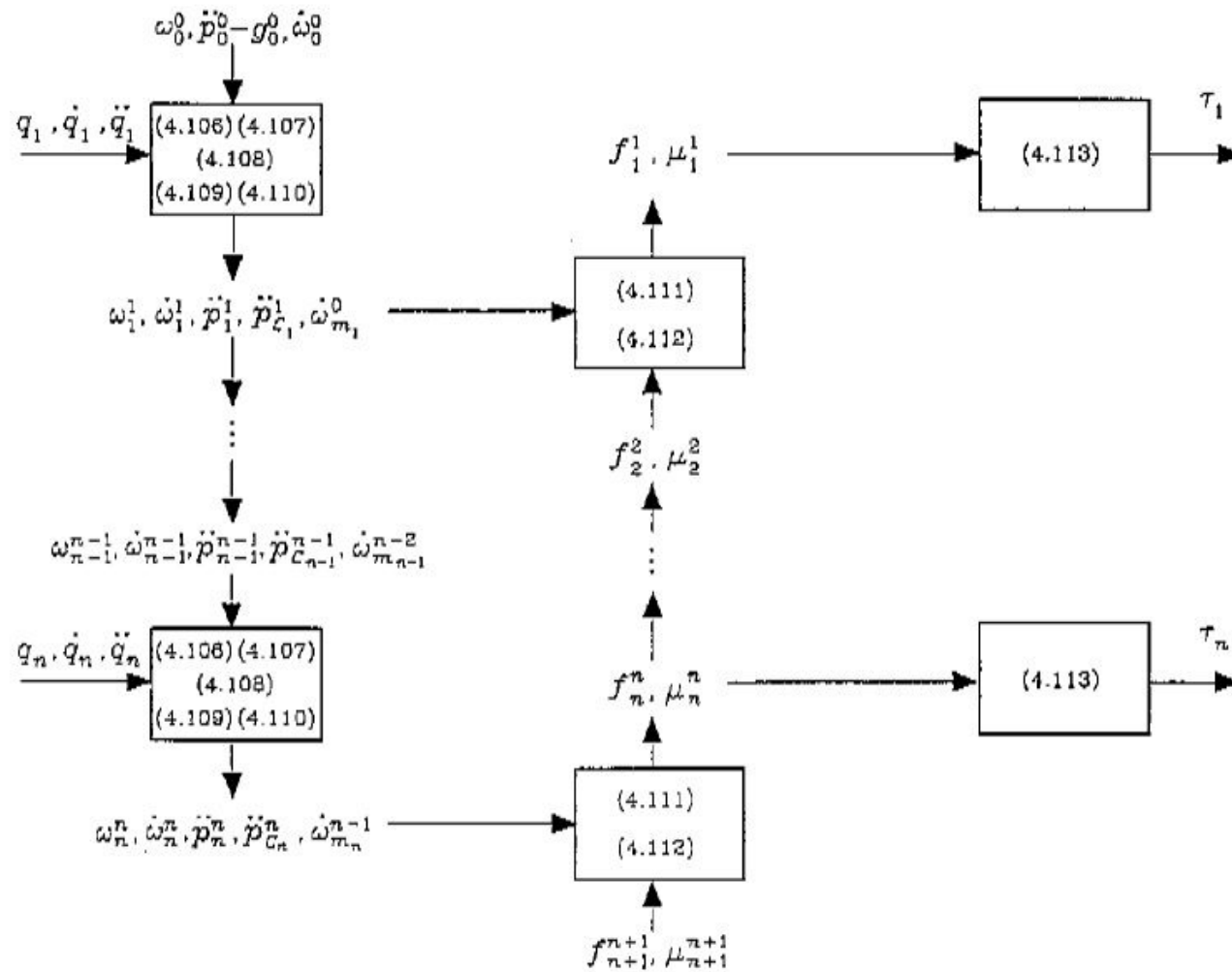
$$\tau = I_{cm}\dot{\omega} + \omega \times I_{cm} \omega$$

Newton-Euler Formulation



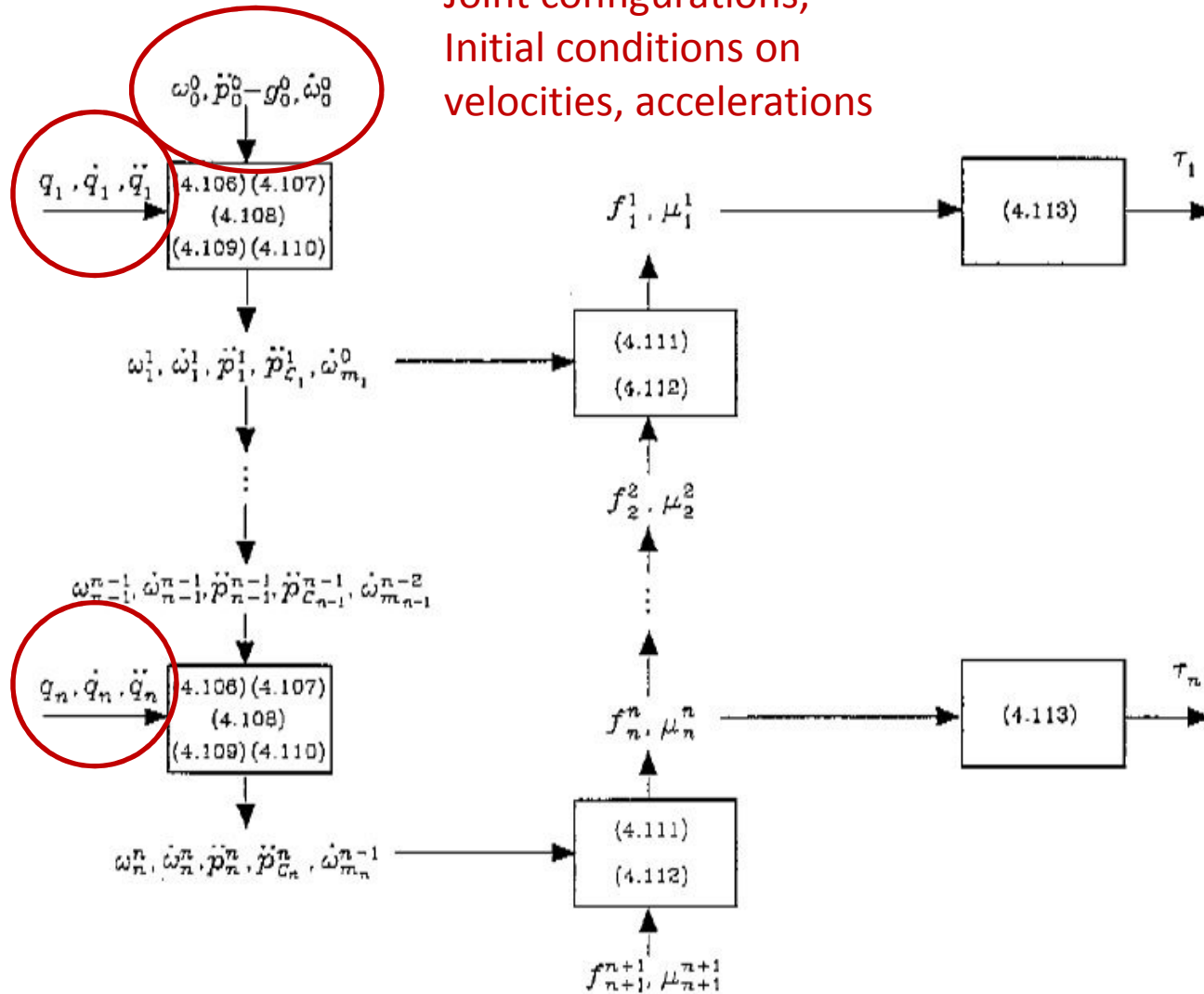
- Lagrange – Start with Lagrangian of entire system
- Idea of Newton-Euler
 - **Goal:** Force and torque balance at every link
 - Examine each individual link
 - Recursion through all links
- What do we need?
 - Angular velocities and accelerations of each link
 - Linear velocities at each link

Approach



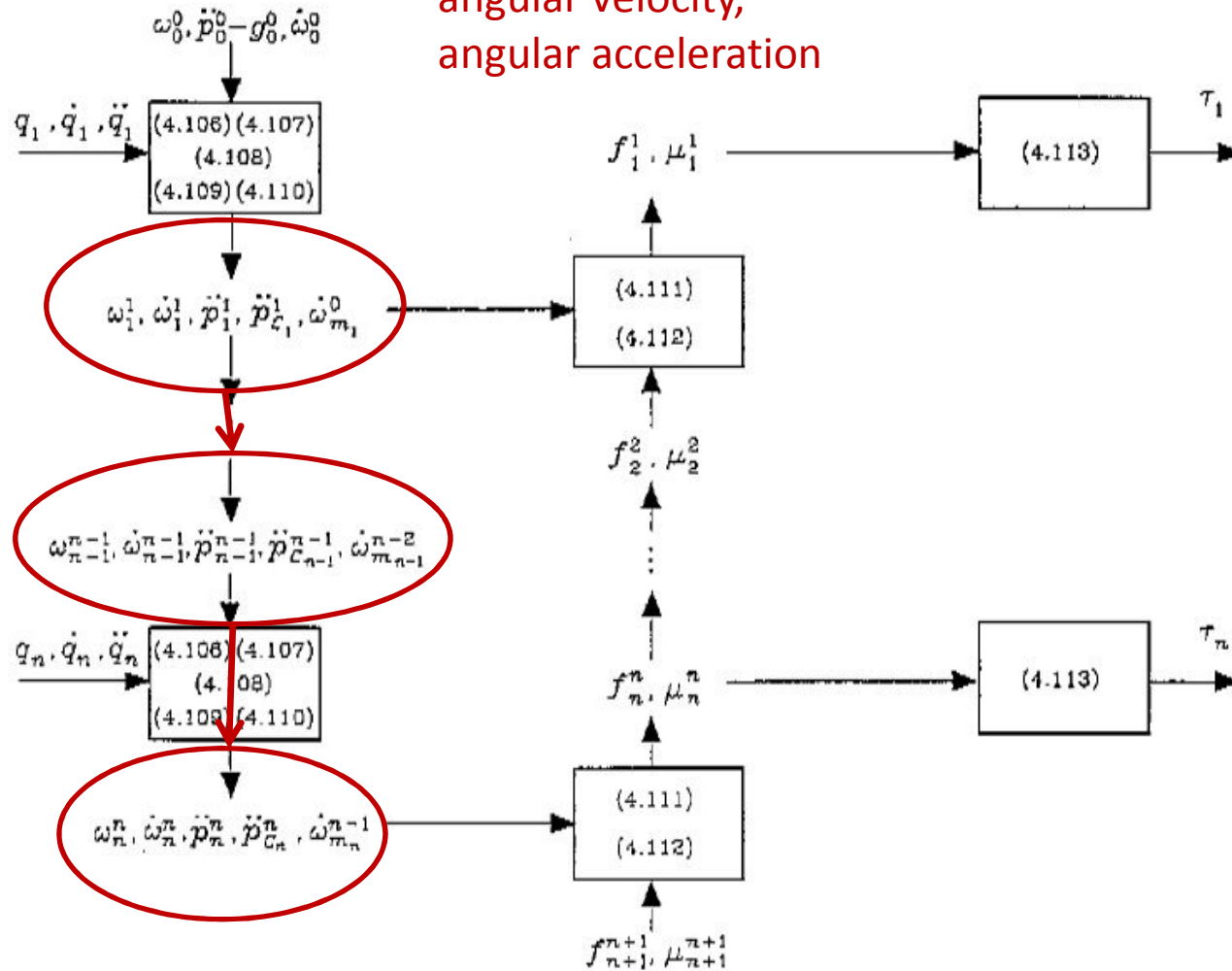
Approach

Input:
Joint configurations,
Initial conditions on
velocities, accelerations



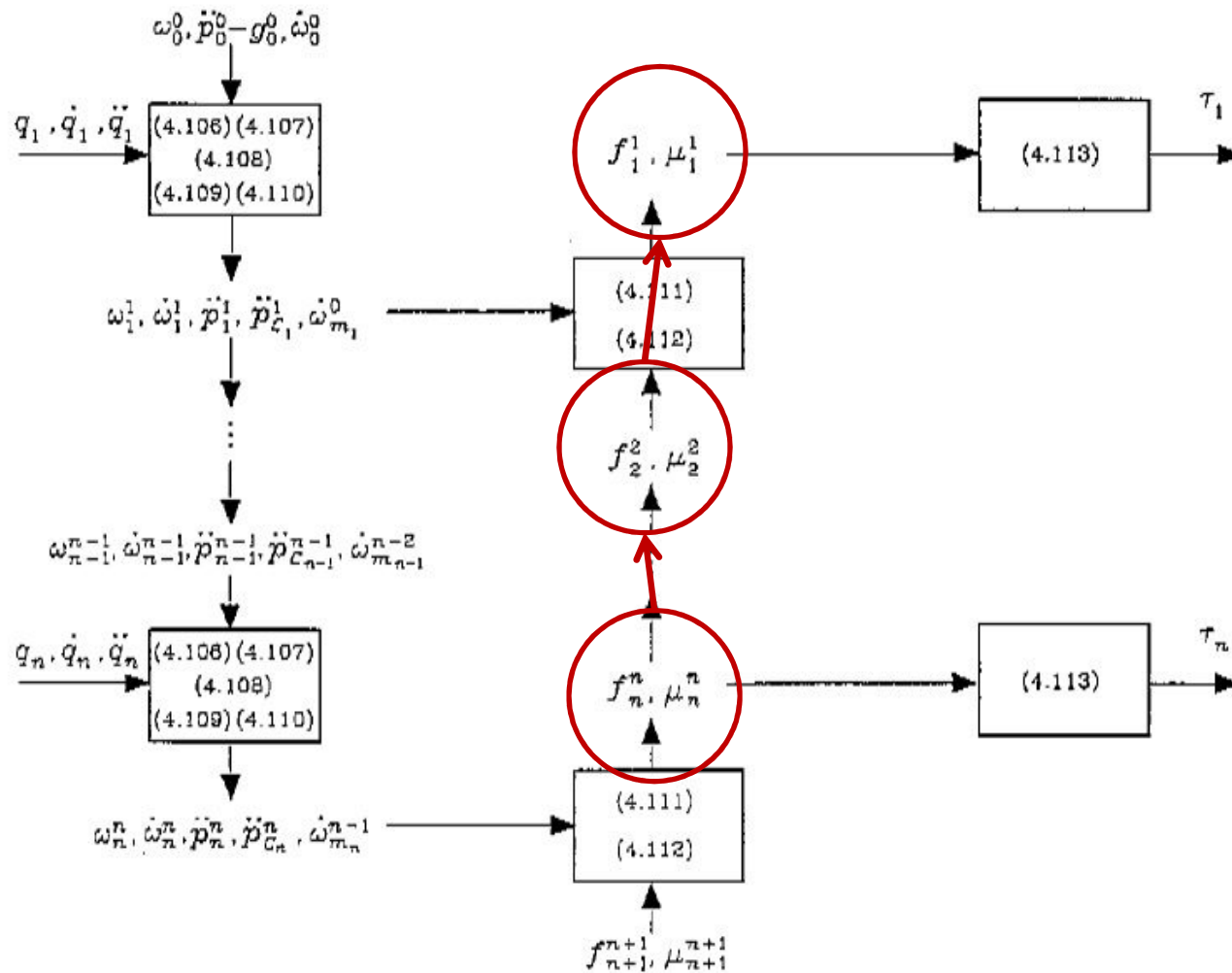
Approach

Forward Recursion:
 Determine linear acceleration,
 angular velocity,
 angular acceleration



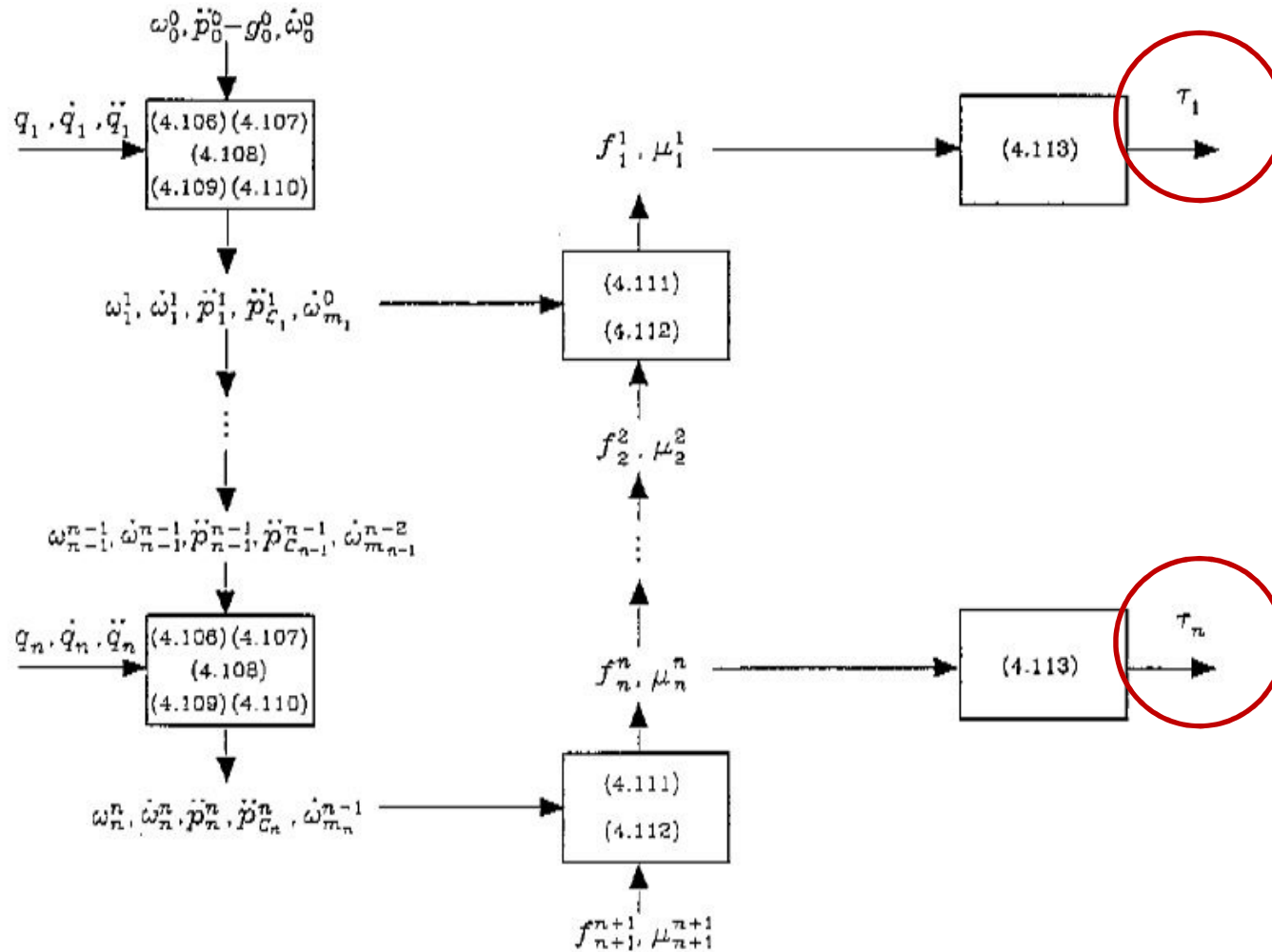
Approach

Backward Recursion:
Determine force and moments



Approach

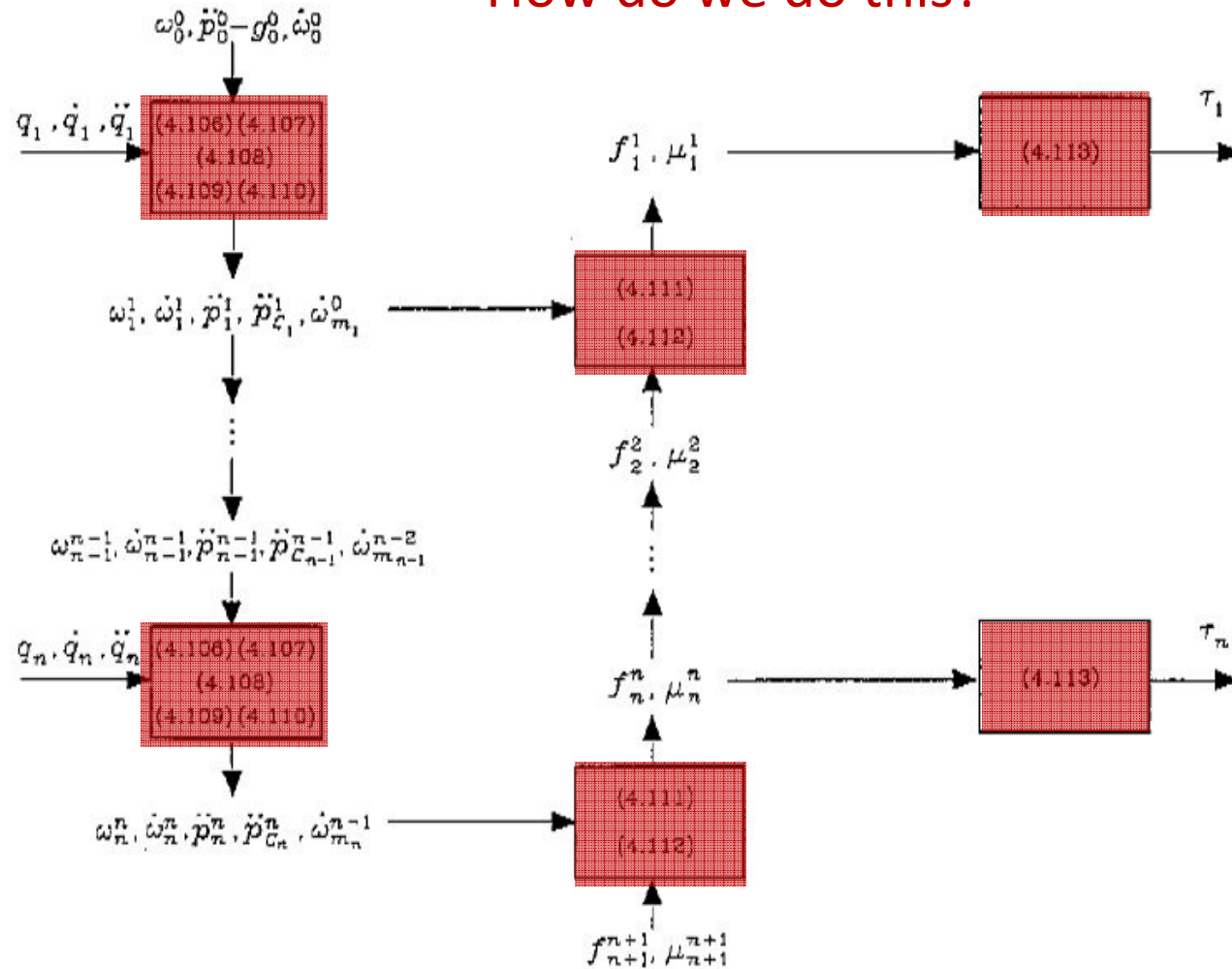
Final: Compute torque



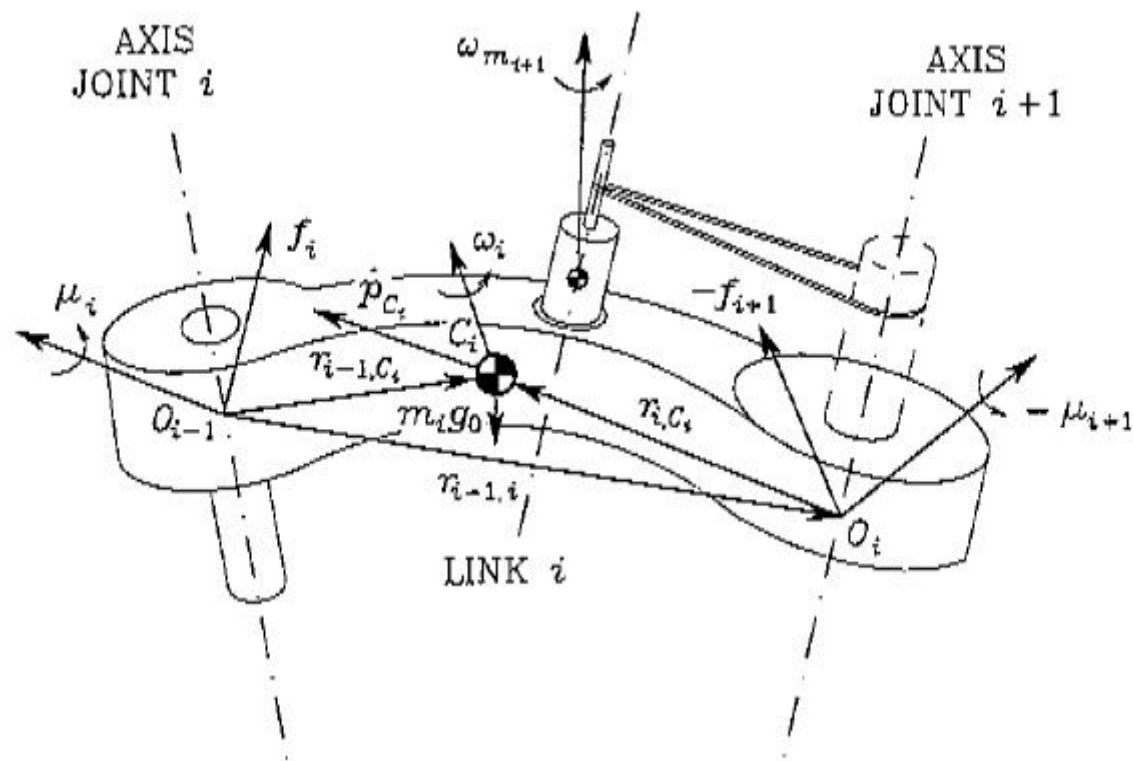
Approach



How do we do this?



Setup



Parameters



m_i mass of augmented link,

\bar{I}_i inertia tensor of augmented link,

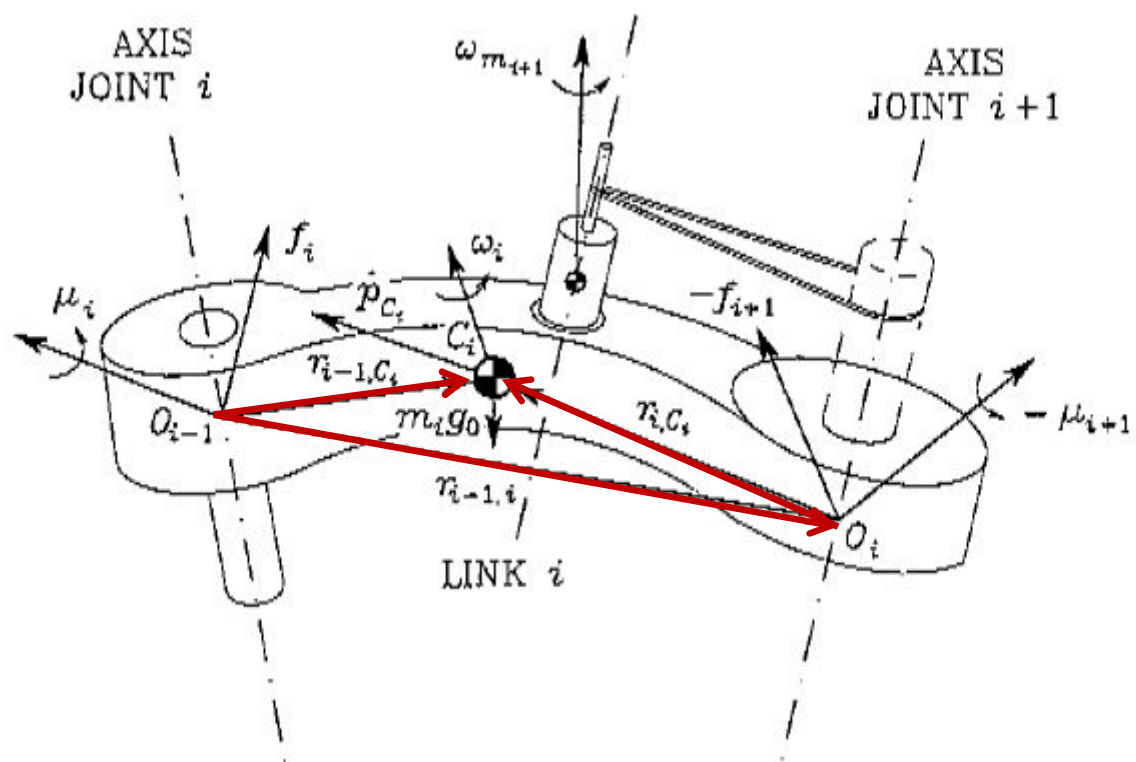
I_{m_i} moment of inertia of rotor,

r_{i-1,C_i} vector from origin of frame $(i - 1)$ to center of mass C_i ,

r_{i,C_i} vector from origin of frame i to center of mass C_i ,

$r_{i-1,i}$ vector from origin of frame $(i - 1)$ to origin of frame i .

Parameters



Velocities and Accelerations



\dot{p}_{C_i} linear velocity of center of mass C_i ,

\dot{p}_i linear velocity of origin of frame i ,

ω_i angular velocity of link,

ω_{m_i} angular velocity of rotor,

\ddot{p}_{C_i} linear acceleration of center of mass C_i ,

\ddot{p}_i linear acceleration of origin of frame i ,

$\dot{\omega}_i$ angular acceleration of link,

$\dot{\omega}_{m_i}$ angular acceleration of rotor,

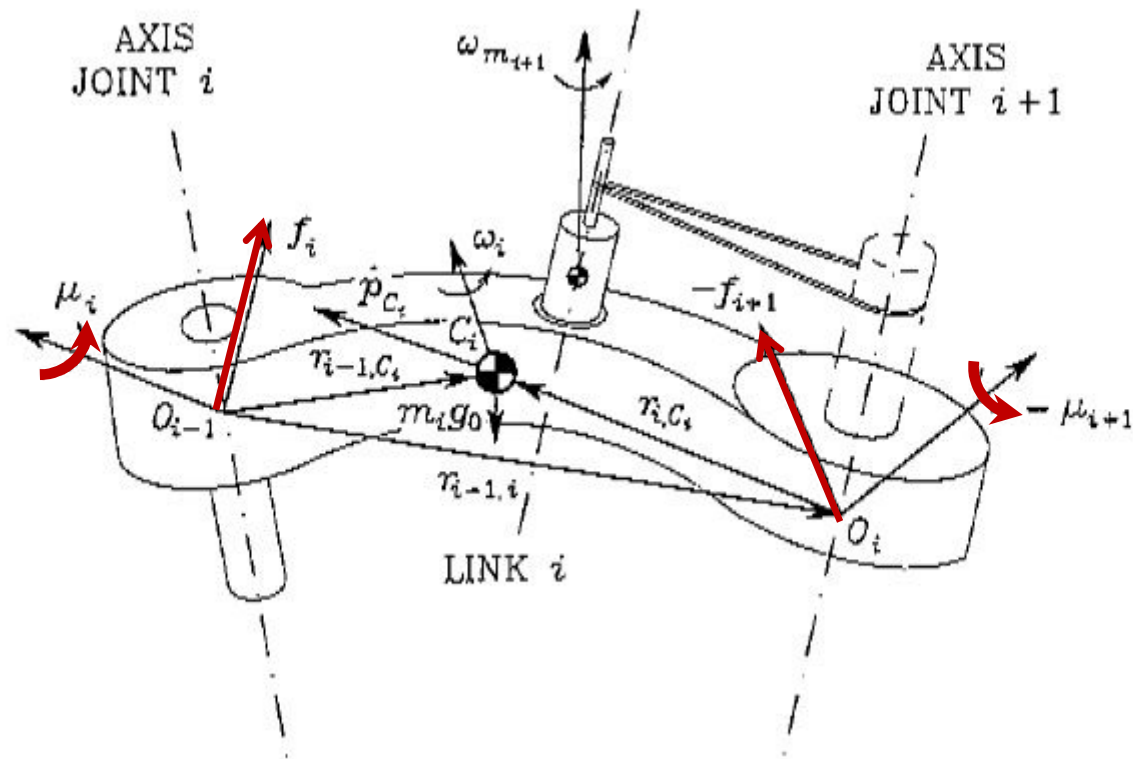
g_0 gravity acceleration.

Forces and Moments



- f_i force exerted by link $i - 1$ on link i ,
- $-f_{i+1}$ force exerted by link $i + 1$ on link i ,
- μ_i moment exerted by link $i - 1$ on link i with respect to origin of frame $i - 1$,
- $-\mu_{i+1}$ moment exerted by link $i + 1$ on link i with respect to origin of frame i .

Forces and Moments



Velocities and Accelerations



$$\dot{\omega}_i = \begin{cases} \dot{\omega}_{i-1} & \text{for a } \textit{prismatic} \text{ joint} \\ \dot{\omega}_{i-1} + \dot{\vartheta}_i z_{i-1} & \text{for a } \textit{revolute} \text{ joint} \end{cases}$$

for a *prismatic* joint
for a *revolute* joint

$$\dot{p}_i = \begin{cases} \dot{p}_{i-1} + \dot{d}_i z_{i-1} + \omega_i \times r_{i-1,i} & \text{for a } \textit{prismatic} \text{ joint} \\ \dot{p}_{i-1} + \omega_i \times r_{i-1,i} & \text{for a } \textit{revolute} \text{ joint.} \end{cases}$$

$$\ddot{p}_i = \begin{cases} \ddot{p}_{i-1} + \ddot{d}_i z_{i-1} + 2\dot{d}_i \omega_i \times z_{i-1} \\ \quad + \dot{\omega}_i \times r_{i-1,i} + \omega_i \times (\omega_i \times r_{i-1,i}) & \text{for a } \textit{prismatic} \text{ joint} \\ \ddot{p}_{i-1} + \dot{\omega}_i \times r_{i-1,i} \\ \quad + \omega_i \times (\omega_i \times r_{i-1,i}) & \text{for a } \textit{revolute} \text{ joint.} \end{cases}$$

for a *prismatic* joint

for a *revolute* joint.

Final Calculations



$$\omega_i^i = \begin{cases} R_i^{i-1T} \omega_{i-1}^{i-1} & \text{for a } \textit{prismatic} \text{ joint} \\ R_i^{i-1T} (\omega_{i-1}^{i-1} + \dot{\vartheta}_i z_0) & \text{for a } \textit{revolute} \text{ joint} \end{cases} \quad (4.106)$$

$$\dot{\omega}_i^i = \begin{cases} R_i^{i-1T} \dot{\omega}_{i-1}^{i-1} & \text{for a } \textit{prismatic} \text{ joint} \\ R_i^{i-1T} (\dot{\omega}_{i-1}^{i-1} + \ddot{\vartheta}_i z_0 + \dot{\vartheta}_i \omega_{i-1}^{i-1} \times z_0) & \text{for a } \textit{revolute} \text{ joint} \end{cases} \quad (4.107)$$

$$\ddot{p}_i^i = \begin{cases} R_i^{i-1T} (\ddot{p}_{i-1}^{i-1} + \ddot{d}_i z_0) + 2\dot{d}_i \omega_i^i \times R_i^{i-1T} z_0 \\ \quad + \dot{\omega}_i^i \times r_{i-1,i}^i + \omega_i^i \times (\omega_i^i \times r_{i-1,i}^i) & \text{for a } \textit{prismatic} \text{ joint} \\ R_i^{i-1T} \ddot{p}_{i-1}^{i-1} + \dot{\omega}_i^i \times r_{i-1,i}^i \\ \quad + \omega_i^i \times (\omega_i^i \times r_{i-1,i}^i) & \text{for a } \textit{revolute} \text{ joint} \end{cases} \quad (4.108)$$

Final Calculations



$$\ddot{\mathbf{p}}_{C_i}^i = \ddot{\mathbf{p}}_i^i + \dot{\boldsymbol{\omega}}_i^i \times \mathbf{r}_{i,C_i}^i + \boldsymbol{\omega}_i^i \times (\boldsymbol{\omega}_i^i \times \mathbf{r}_{i,C_i}^i) \quad (4.109)$$

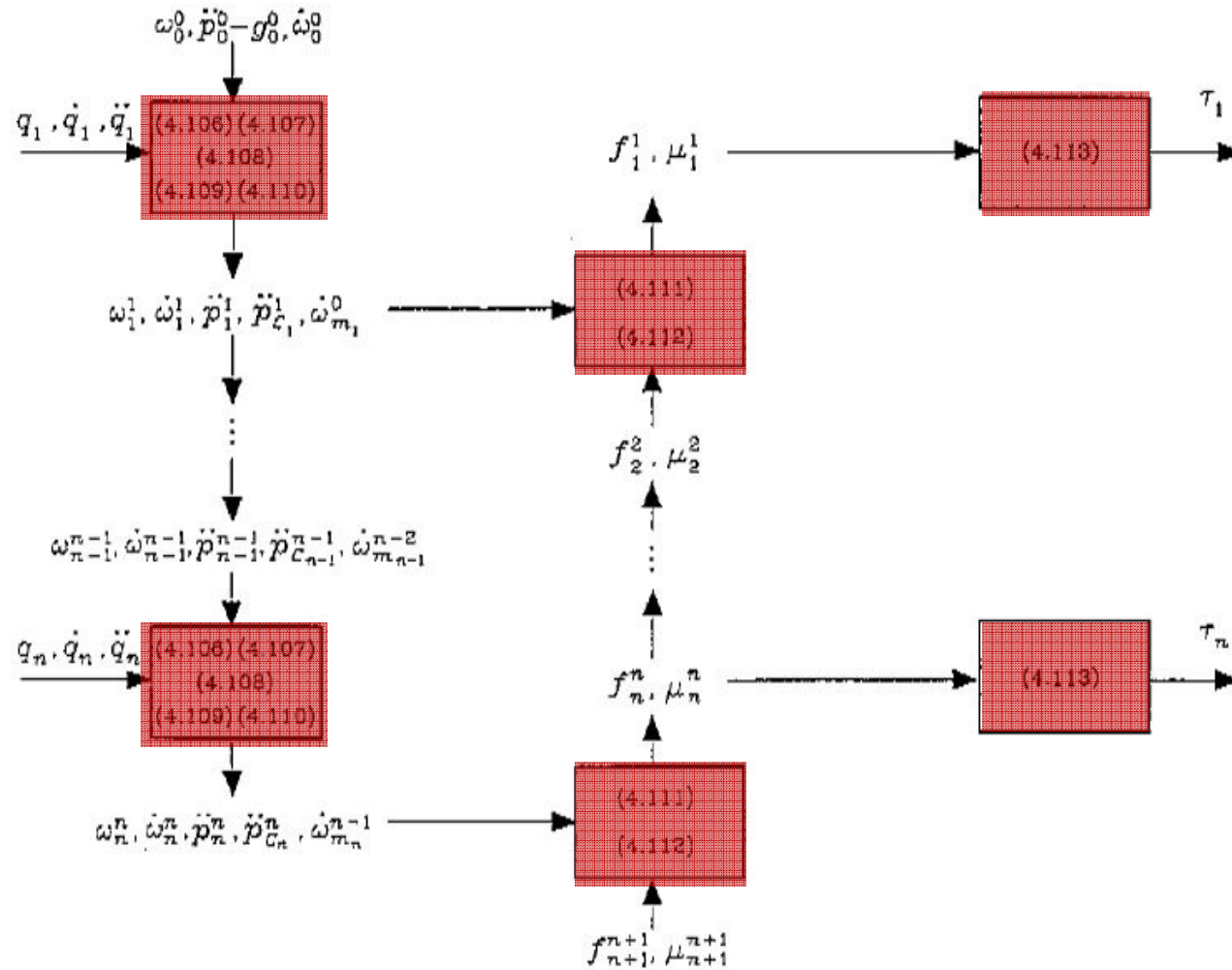
$$\dot{\boldsymbol{\omega}}_{m_i}^{i-1} = \dot{\boldsymbol{\omega}}_{i-1}^{i-1} + k_{r_i} \ddot{q}_i \mathbf{z}_{m_i}^{i-1} + k_{r_i} \dot{q}_i \boldsymbol{\omega}_{i-1}^{i-1} \times \mathbf{z}_{m_i}^{i-1} \quad (4.110)$$

$$\mathbf{f}_i^i = \mathbf{R}_{i+1}^i \mathbf{f}_{i+1}^{i+1} + m_i \ddot{\mathbf{p}}_{C_i}^i \quad (4.111)$$

$$\begin{aligned} \boldsymbol{\mu}_i^i = & -\mathbf{f}_i^i \times (\mathbf{r}_{i-1,i}^i + \mathbf{r}_{i,C_i}^i) + \mathbf{R}_{i+1}^i \boldsymbol{\mu}_{i+1}^{i+1} + \mathbf{R}_{i+1}^i \mathbf{f}_{i+1}^{i+1} \times \mathbf{r}_{i,C_i}^i + \bar{\mathbf{I}}_i^i \dot{\boldsymbol{\omega}}_i^i \\ & + \boldsymbol{\omega}_i^i \times (\bar{\mathbf{I}}_i^i \boldsymbol{\omega}_i^i) + k_{r,i+1} \ddot{q}_{i+1} I_{m_{i+1}} \mathbf{z}_{m_{i+1}}^i + k_{r,i+1} \dot{q}_{i+1} I_{m_{i+1}} \boldsymbol{\omega}_i^i \times \mathbf{z}_{m_{i+1}}^i \end{aligned} \quad (4.112)$$

$$\tau_i = \begin{cases} \mathbf{f}_i^{iT} \mathbf{R}_i^{i-1T} \mathbf{z}_0 + k_{r_i} I_{m_i} \dot{\boldsymbol{\omega}}_{m_i}^{i-1T} \mathbf{z}_{m_i}^{i-1} \\ \quad + F_{v_i} \dot{d}_i + F_{s_i} \operatorname{sgn}(\dot{d}_i) & \text{for a } \textit{prismatic} \text{ joint} \\ \boldsymbol{\mu}_i^{iT} \mathbf{R}_i^{i-1T} \mathbf{z}_0 + k_{r_i} I_{m_i} \dot{\boldsymbol{\omega}}_{m_i}^{i-1T} \mathbf{z}_{m_i}^{i-1} \\ \quad + F_{v_i} \dot{\vartheta}_i + F_{s_i} \operatorname{sgn}(\dot{\vartheta}_i) & \text{for a } \textit{revolute} \text{ joint.} \end{cases} \quad (4.113)$$

Approach



Example – Two-Link Planar Arm



- Initial

$$\ddot{p}_0^0 - g_0^0 = [0 \quad g \quad 0]^T \quad \omega_0^0 = \dot{\omega}_0^0 = 0,$$

$$f_3^3 = 0 \quad \mu_3^3 = 0.$$

$$r_{1,C_1}^1 = \begin{bmatrix} l_{C_1} \\ 0 \\ 0 \end{bmatrix} \quad r_{0,1}^1 = \begin{bmatrix} a_1 \\ 0 \\ 0 \end{bmatrix} \quad r_{2,C_2}^2 = \begin{bmatrix} l_{C_2} \\ 0 \\ 0 \end{bmatrix} \quad r_{1,2}^2 = \begin{bmatrix} a_2 \\ 0 \\ 0 \end{bmatrix}$$

$$R_i^{i-1} = \begin{bmatrix} c_i & -s_i & 0 \\ s_i & c_i & 0 \\ 0 & 0 & 1 \end{bmatrix}, \quad i = 1, 2 \quad R_3^2 = I.$$

Example – Two-Link Planar Arm



- Forward Recursion: link 1

$$\omega_1^1 = \begin{bmatrix} 0 \\ 0 \\ \dot{\vartheta}_1 \end{bmatrix}$$

$$\dot{\omega}_1^1 = \begin{bmatrix} 0 \\ 0 \\ \ddot{\vartheta}_1 \end{bmatrix}$$

$$\ddot{p}_1^1 = \begin{bmatrix} -a_1 \dot{\vartheta}_1^2 + g s_1 \\ a_1 \ddot{\vartheta}_1 + g c_1 \\ 0 \end{bmatrix}$$

$$\ddot{p}_{C_1}^1 = \begin{bmatrix} -(l_{C_1} + a_1) \dot{\vartheta}_1^2 + g s_1 \\ (l_{C_1} + a_1) \ddot{\vartheta}_1 + g c_1 \\ 0 \end{bmatrix}$$

$$\dot{\omega}_{m_1}^0 = \begin{bmatrix} 0 \\ 0 \\ k_{r1} \ddot{\vartheta}_1 \end{bmatrix}$$

Example – Two-Link Planar Arm



- Forward Recursion: link 2

$$\omega_2^2 = \begin{bmatrix} 0 \\ 0 \\ \dot{\vartheta}_1 + \dot{\vartheta}_2 \end{bmatrix} \quad \ddot{p}_{C_2}^2 = \begin{bmatrix} a_1 s_2 \ddot{\vartheta}_1 - a_1 c_2 \dot{\vartheta}_1^2 - (l_{C_2} + a_2)(\dot{\vartheta}_1 + \dot{\vartheta}_2)^2 + g s_{12} \\ a_1 c_2 \ddot{\vartheta}_1 + (l_{C_2} + a_2)(\ddot{\vartheta}_1 + \ddot{\vartheta}_2) + a_1 s_2 \dot{\vartheta}_1^2 + g c_{12} \\ 0 \end{bmatrix}$$

$$\dot{\omega}_2^2 = \begin{bmatrix} 0 \\ 0 \\ \ddot{\vartheta}_1 + \ddot{\vartheta}_2 \end{bmatrix} \quad \dot{\omega}_{m_2}^1 = \begin{bmatrix} 0 \\ 0 \\ \ddot{\vartheta}_1 + k_{\tau 2} \ddot{\vartheta}_2 \end{bmatrix}$$

$$\ddot{p}_2^2 = \begin{bmatrix} a_1 s_2 \ddot{\vartheta}_1 - a_1 c_2 \dot{\vartheta}_1^2 - a_2(\dot{\vartheta}_1 + \dot{\vartheta}_2)^2 + g s_{12} \\ a_1 c_2 \ddot{\vartheta}_1 + a_2(\ddot{\vartheta}_1 + \ddot{\vartheta}_2) + a_1 s_2 \dot{\vartheta}_1^2 + g c_{12} \\ 0 \end{bmatrix}$$

Example – Two-Link Planar Arm



- Backward Recursion: link 2

$$f_2^2 = \begin{bmatrix} m_2(a_1 s_2 \ddot{\vartheta}_1 - a_1 c_2 \dot{\vartheta}_1^2 - (\ell_{C_2} + a_2)(\dot{\vartheta}_1 + \dot{\vartheta}_2)^2 + g s_{12}) \\ m_2(a_1 c_2 \ddot{\vartheta}_1 + (\ell_{C_2} + a_2)(\ddot{\vartheta}_1 + \ddot{\vartheta}_2) + a_1 s_2 \dot{\vartheta}_1^2 + g c_{12}) \\ 0 \end{bmatrix}$$

$$\mu_2^2 = \begin{bmatrix} * \\ * \\ \bar{I}_{2zz}(\ddot{\vartheta}_1 + \ddot{\vartheta}_2) + m_2(\ell_{C_2} + a_2)^2(\ddot{\vartheta}_1 + \ddot{\vartheta}_2) + m_2 a_1(\ell_{C_2} + a_2)c_2 \ddot{\vartheta}_1 \\ + m_2 a_1(\ell_{C_2} + a_2)s_2 \dot{\vartheta}_1^2 + m_2(\ell_{C_2} + a_2)g c_{12} \end{bmatrix}$$

$$\begin{aligned} \tau_2 = & (\bar{I}_{2zz} + m_2((\ell_{C_2} + a_2)^2 + a_1(\ell_{C_2} + a_2)c_2) + k_{r2}I_{m_2})\ddot{\vartheta}_1 \\ & + (\bar{I}_{2zz} + m_2(\ell_{C_2} + a_2)^2 + k_{r2}^2 I_{m_2})\ddot{\vartheta}_2 \\ & + m_2 a_1(\ell_{C_2} + a_2)s_2 \dot{\vartheta}_1^2 + m_2(\ell_{C_2} + a_2)g c_{12}. \end{aligned}$$

Example – Two-Link Planar Arm



- Backward Recursion: link 1

$$f_1^1 = \begin{bmatrix} -m_2(\ell_{C_2} + a_2)s_2(\ddot{\vartheta}_1 + \ddot{\vartheta}_2) - m_1(\ell_{C_1} + a_1)\dot{\vartheta}_1^2 - m_2a_1\dot{\vartheta}_1^2 \\ -m_2(\ell_{C_2} + a_2)c_2(\dot{\vartheta}_1 + \dot{\vartheta}_2)^2 + (m_1 + m_2)gs_1 \\ m_1(\ell_{C_1} + a_1)\ddot{\vartheta}_1 + m_2a_1\ddot{\vartheta}_1 + m_2(\ell_{C_2} + a_2)c_2(\ddot{\vartheta}_1 + \ddot{\vartheta}_2) \\ -m_2(\ell_{C_2} + a_2)s_2(\dot{\vartheta}_1 + \dot{\vartheta}_2)^2 + (m_1 + m_2)gc_1 \\ 0 \end{bmatrix}$$

$$\mu_1^1 = \begin{bmatrix} * \\ * \\ \bar{I}_{1zz}\ddot{\vartheta}_1 + m_2a_1^2\ddot{\vartheta}_1 + m_1(\ell_{C_1} + a_1)^2\ddot{\vartheta}_1 + m_2a_1(\ell_{C_2} + a_2)c_2\ddot{\vartheta}_1 \\ + \bar{I}_{2zz}(\ddot{\vartheta}_1 + \ddot{\vartheta}_2) + m_2a_1(\ell_{C_2} + a_2)c_2(\ddot{\vartheta}_1 + \ddot{\vartheta}_2) \\ + m_2(\ell_{C_2} + a_2)^2(\ddot{\vartheta}_1 + \ddot{\vartheta}_2) + k_{r2}I_{m_2}\ddot{\vartheta}_2 \\ + m_2a_1(\ell_{C_2} + a_2)s_2\dot{\vartheta}_1^2 - m_2a_1(\ell_{C_2} + a_2)s_2(\dot{\vartheta}_1 + \dot{\vartheta}_2)^2 \\ + m_1(\ell_{C_1} + a_1)gc_1 + m_2a_1gc_1 + m_2(\ell_{C_2} + a_2)gc_{12} \end{bmatrix}$$

$$\begin{aligned} \tau_1 = & \left(\bar{I}_{1zz} + m_1(\ell_{C_1} + a_1)^2 + k_{r1}^2 I_{m_1} + \bar{I}_{2zz} \right. \\ & \left. + m_2(a_1^2 + (\ell_{C_2} + a_2)^2 + 2a_1(\ell_{C_2} + a_2)c_2) \right) \ddot{\vartheta}_1 \\ & + \left(\bar{I}_{2zz} + m_2((\ell_{C_2} + a_2)^2 + a_1(\ell_{C_2} + a_2)c_2) + k_{r2} I_{m_2} \right) \ddot{\vartheta}_2 \\ & - 2m_2a_1(\ell_{C_2} + a_2)s_2\dot{\vartheta}_1\dot{\vartheta}_2 - m_2a_1(\ell_{C_2} + a_2)s_2\dot{\vartheta}_2^2 \\ & + (m_1(\ell_{C_1} + a_1) + m_2a_1)gc_1 + m_2(\ell_{C_2} + a_2)gc_{12}. \end{aligned}$$

Lagrange vs. Newton-Euler



- Lagrange
 - Systematic
 - Analytic form. Good for control design
 - Allows for more complex mechanics (deformation)
- Newton-Euler
 - Recursive
 - Computational efficient