

Improving Robot Tutoring Interactions Through Help-Seeking Behaviors

Kristin S. Jordan, Roxanna Pakkar, and Maja J Matarić

Abstract—Robot tutors have great potential for supporting personalized learning, in both home and classroom settings. To be effective, robot tutors must encourage users to seek help as needed during the learning process. We conducted a between-subjects study with $N = 45$ participants to compare different types of learner help-seeking behaviors—pressing an on-screen button, pressing a physical button, and raising a hand— and assess how help-seeking behavior preferences relate to perceptions of the robot tutor. The results indicate that hand raising was seen as the hardest method for a user to perform but the most useful and beneficial, with positive trends in students’ intention to use a robot.

I. INTRODUCTION

Personalized learning has been shown to increase student academic and social learning achievements [18]. Socially assistive robot (SAR) tutors have shown potential for helping teachers to personalize in-classroom instruction to students with a range of learning abilities [4]. Past work has demonstrated that students learn more when working with a physical robot compared to a web-based tutoring system [14]. Robot tutors must be seen as useful and interactions with them must feel comfortable, so students have the desire to ask for help during the learning process.

Previous studies have indicated that the way students choose to interact with tutoring technology can have a large impact on what they learn [3]. The phenomenon of “gaming the system” refers to students manipulating a system’s feedback to get the right answers and finish their task, rather than engaging with and learning the subject matter as intended. A study conducted on recent high school graduates determined that many felt that they were expected to just “get by” instead of meaningfully learning [8]. Based on these findings, we chose to address the way students ask for help as a means of improving the learning experience.

In this study, we randomly assigned students to one of three help-seeking behaviors and had them complete a ten-question quiz with a SAR tutor. Participants were given three behavioral questionnaires: the first asked about perceived usefulness of the robot; the second about negative attitudes towards robots (NARS); and the third questioned the intent to use the robot based on certain subscores (Almere) in pre- and post-assessments.

The results of the study show that students’ learning experiences correlate with their help-seeking preferences. For the hand raising help-seeking behavior in particular, our

findings show that there is a self-perceived relative advantage to using the robot, a decrease in user anxiety levels, and improved attitudes towards the social influence of robots. Additionally, our results indicate that the change in perceived relative advantage increases when refining the results based on trust, a contributing factor in user receptiveness toward a robot [10].

II. BACKGROUND AND RELATED WORK

A. SAR and Virtual Tutoring Systems

The utility of intelligent tutoring systems (ITS) has been studied extensively, and the systems have been shown to be more effective with the inclusion of a physically embodied robot. Social presence is a demonstrated contributor to establishing a stronger relationship between a student and a robot tutor [13]. Previous studies have shown that although students learn more with human tutors, they also achieve significant learning gains with robot tutors and enjoy working with them [15][16][27].

The use of ITS and robot tutors can present some of the same challenges in learning outcomes as human tutors. Online help-seeking with social, anthropomorphic virtual agents has been demonstrated to have potential negative effects particularly in learning environments. By making the interaction between the user and the virtual agent more social and therefore realistic, the interaction also introduces the social challenges of peer to peer learning, where help-seeking might imply inadequacy and dependence [17]. The demographic and background of the student may also affect a users preferred help-seeking behavior [2] and social pressures can lead to users ineffectively utilizing the help facilities available to them in an interactive learning environment [1].

Another consideration in the implementation of robot or virtual tutor systems is when participants start gaming the system. This entails a user recognizing a robot’s specific response patterns and taking advantage of that to get correct answers, without actually trying to learn concepts. This behavior has been expressed as one of the most harmful off-task behaviors in a robot-tutor interaction to the participants learning. Students that game the system all have low pre-test scores and significantly lower post-test scores than those who do not game the system [3].

Despite these challenges, the physical presence of a robot and personalized learning strategies have been demonstrated to improve academic achievements in classroom environments [19][20]. A study by Leyzberg et al. of teenagers engaging with a social humanoid robot while taking an algebra exam shows the effectiveness of social interaction in

Kristin S. Jordan, Roxanna Pakkar, and Maja J Matarić are with the Interaction Lab, Department of Computer Science, University of Southern California, Los Angeles, CA 90089, USA ksjordan@usc.edu, pakkar@usc.edu, matariac@usc.edu

increasing academic performance [6]. Furthermore, a study by Fridin of a robot tutor storytelling in a kindergarten classroom concluded that students are willing to accept the authority of a robot tutor. [9]. Similarly, fifth grade students practicing math with a robot tutor demonstrated that a positive perception of the system increased students' motivations to learn and accept the technology [21].

B. Help-Seeking in Learning Environments

Learning outcomes are strongly correlated to the use of help-seeking behaviors. Previous studies show that the adaptive use of help-seeking has resulted in better academic achievement than avoidance of help-seeking [25]. This has also been studied with robot tutors, supporting the positive correlation between learning outcomes with social robot interactions and users' help-seeking behavior [12][24]. This evidence is the motivation for our work on help-seeking with robot tutors; to the best of our knowledge, no previous work has compared how different interaction modalities may improve user perceptions of the robot in an HRI learning environment.

III. HYPOTHESES

H1. User perceptions of the robot tutor and interaction based on help-seeking behaviors: Of the three studied help-seeking methods, hand raising will create the best user perception of the robot tutor and the interaction with that robot. This hypothesis is based on the fact that hand raising is the commonly used classroom help-seeking behavior.

H2. Most used help-seeking behavior: Of the three studied help-seeking methods, hand raising will be used the most preferred method, then the physical button press, and finally the on-screen button press. This hypothesis is based on the relative familiarity of these methods from traditional classroom settings.

IV. EXPERIMENT DESIGN

We conducted a single-session between subjects study with non-engineering undergraduate students from the University of Southern California. In the study, participants completed 10 standard SAT mathematics questions presented on a computer screen. At any point, participants could ask the robot tutor for help by using a help-seeking behavior. Participants were randomly assigned to one of the three help-seeking behavior conditions: 1) pushing an on-screen button; 2) pushing a physical button located next to the computer; and 3) raising one's right hand. The on-screen button and physical button were chosen because of their prevalence in most gaming systems and virtual agents. The hand raising method was chosen because of its use in traditional classroom environments and its demonstrated success in acquiring student participation [26].

Each question had a fixed number of available hints that the robot could provide in response to a help-seeking behavior. All participants in all conditions experienced the same environment, instruction delivery, math questions, and

robot tutor responses. The only difference in the participants' experiences was the help-seeking behavior condition to which they were assigned.

A. Robot System Setup



Fig. 1. SAR system used as the robot tutor: a SPRITE with the Kiwi skin.

We used the Stewart Platform Robot for Interactive Table-top Engagement (SPRITE) platform developed for SAR research [28], with the owl-like skin called Kiwi, shown in Figure 1. Kiwi has been validated in multiple SAR studies [7]. The robots face was displayed on a screen using a browser-based system.

1) *On-Screen Button:* The on-screen button condition setup, as seen in Figure 2, consisted of a virtual button displayed under the math questions. The size of the displayed button was designed to match the physical button from the other condition. To ask for help in this condition, participants used the mouse to click on the button when they wanted a hint for the question displayed on the screen. In response to the click of the button, Kiwi immediately began to move and state the hint for the given problem.

2) *Physical Button:* The physical button condition setup, depicted in Figure 3, consisted of a large button with electronics enclosed in a small box. The button had a similar appearance and size as the on-screen button of the other condition. To ask for help in this condition, participants used their hand to press the button when they wanted a hint for the question displayed on the screen. As with the other conditions, in response to the push of the button, Kiwi

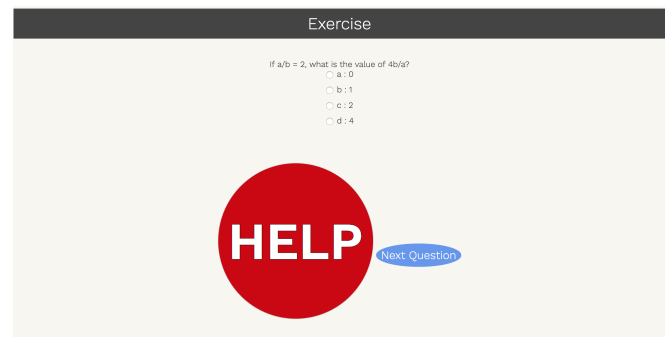


Fig. 2. The study setup with the on-screen button.




Fig. 3. The study setup with the SPRITE robot with the Kiwi skin, laptop user interface and physical button

immediately began to move and state the hint for the given problem.

3) *Hand Raising*: The hand raising condition utilized a laptop camera and OpenCV software [5] with the same user interface as in Figure 3. In this condition, participants were instructed to raise their right hand to a particular height when they wanted a hint. When the software detected the hand raise and lowering at the correct position, the image processing software recognized this as a signal to Kiwi. After receiving the signal, Kiwi immediately began to move and state the hint for the given problem.

B. Task

In designing the study, the difficulty level of the task was a crucial consideration: we aimed for a task that was familiar yet challenging enough to involve help-seeking. We chose to use SAT mathematics questions because most US university students are very familiar with such questions, but had not taken the SAT test recently, as the test is taken during the year before entering the university, and the study was performed with university students. We selected the most challenging questions from official SAT practice exams for the study, to ensure most participants would need helpful hints at some point during the session.

C. Procedure

The study was approved by USC IRB UP-17-00226. After the participants signed the consent form, they were given a demographics form and four questionnaires: Big 5 Personality, the Almere model on acceptance of social robots [11], Negative Attitudes Towards Robots (NARS) [23], and Perceived Usefulness [22]. These questionnaires addressed participant exposure to socially assistive robots and feelings regarding them before the exposure to the study. Next, the participants received an explanation of the math task, and were instructed to complete the questions.

After completing the task, the participants were given three more questionnaires: Almere, NARS, and Perceived Usefulness. Lastly, a semi-structured interview was administered, giving participants an opportunity to explain their

experiences and answer questions not addressed by the questionnaires.

D. Manipulated Variables

The help-seeking behavior method was the manipulated variable in this study. The three groups of participants interacted with a different help-seeking method each changing their human-robot interaction experience by manipulating the method of nonverbal help-seeking.

E. Participants

A total of 45 non-engineering students between the ages of 18 and 23 (23 female, 22 male) were recruited from our university to participate in the study. We chose to recruit non-engineering students expecting comparatively lower math proficiency and therefore a more likely need for help-seeking. The study utilized a between-subjects design to enable independent interactions with each help-seeking behavior. Participants were randomly assigned to a help-seeking behavior condition.

F. Dependent Measures

The dependent measures were the impact of each help-seeking behavior. Objective measures consisted of question scores and the number of hints requested. Subjective measures consisted of 5-point Likert-scale ratings for the Big 5 Personality questionnaire and 4-point Likert-scale ratings for the Almere, Perceived Usefulness, and Negative Attitude Towards Robots (NARS) questionnaires. Not all of the questions from the Almere model were relevant to the study; we used the subset shown in Table I.

ANX	If I should use the robot, I would be afraid to make mistakes with it If I should use the robot, I would be afraid to break something I find the robot scary I find the robot intimidating
ATT	I think its a good idea to use the robot
FC	I know enough of the robot to make good use of it
PAD	I think the robot can be adaptive to what I need
PENJ	I enjoy the robot talking to me I find the robot enjoyable I find the robot fascinating I find the robot boring
PEOU	I find the robot easy to use
PS	I find the robot pleasant to interact with I think the robot is nice
PU	I think the robot is useful to me
SP	It would be convenient for me to have the robot I think the robot can help me with many things When interacting with the robot I felt like I'm talking to a real person It sometimes felt as if the robot was really looking at me I can imagine the robot to be a living creature I often think the robot is not a real person Sometimes the robot seems to have real feelings
Trust	I would trust the robot if it gave me advice I would follow the advice the robot gives me

TABLE I

ALMERE SUBSET USED IN PRE-AND-POST ASSESMENTS

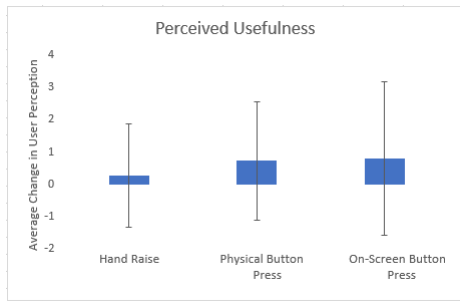


Fig. 4. The average perceived usefulness of the three methods: on-screen button, physical button, and hand raising.

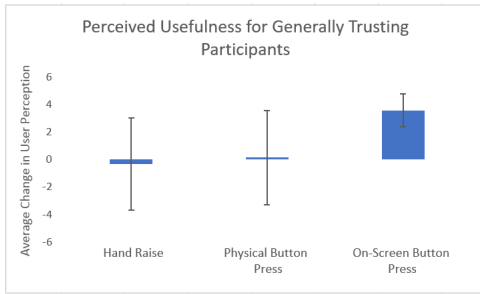


Fig. 5. The average perceived usefulness for generally trusting participants for the three methods: on-screen button, physical button, and hand raising.

V. RESULTS

We used single factor analysis of variance tests (ANOVAs) with an alpha = 0.05 significance level for the difference between pre- and post-activity subscores of the questionnaires to identify if there were trends in changed perceptions over different help-seeking methods. The significance values are between the different behaviors. The pre-test questionnaires were administered before any interaction with the robot in order to quantify participants' initial perception of the robot. Consequently, the delta scores reported in our results represent the difference between participants' perceptions prior to interacting with the robot, and after interacting with the robot.

A. H1 - User perceptions of the robot tutor and interaction based on help-seeking behaviors

The first hypothesis stated that hand raising would create the best user perception of the robot tutor and the interaction with that robot. We found that hand raising had the highest average change in user perception for relative advantage (0.667, $p = 0.973$) and overall perceived usefulness (0.80, $p = 0.920$), followed by physical button press (0.733, $p = 0.920$) and on-screen button press (0.266, $p = 0.920$), as shown in Figure 5. As described in the Introduction, trust can have an impact on perceived usefulness, so we also looked more specifically at the changes in perceived usefulness among participants who rated themselves at the highest value for being generally trusting in the Big 5 Personality questionnaire. Hand raising again had the highest average change in user perception for relative advantage (3.0, $p = 0.185$) and overall perceived usefulness (3.57, $p = 0.136$).

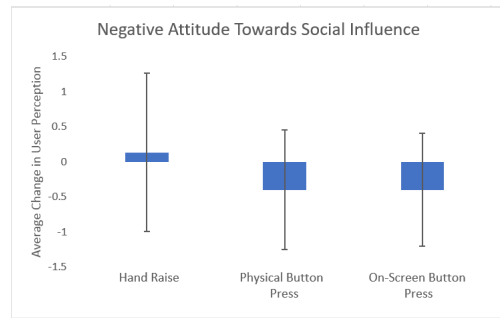


Fig. 6. The average change in opinion for NARS subscore 2 for each help-seeking behavior.

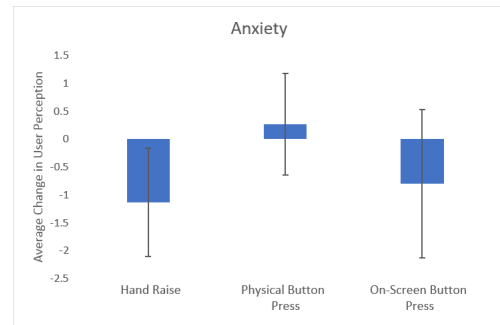


Fig. 7. Average change in anxiety with each help-seeking behavior.

These results show a greater difference compared to the physical button press (0.143, $p = 0.136$) and on-screen button press (-0.333, $p = 0.136$).

Anxiety subscores show that there was a decrease in anxiety levels, and therefore a positive improvement in anxiety for the on-screen button press (-1.13, $p = 0.187$) and hand raising (-0.8, $p = 0.187$). However, anxiety levels increased for the physical button press (0.267, $p = 0.187$), as seen in Figure 7. Results indicate that there was a positive change in opinion for NARS subscore 2, Negative Attitude toward the Social Influence of Robots for hand raising (-0.4, $p = 0.665$), as seen in Figure 6.

During the hand raising method, there were several instances (approximately 40% of the time) where the program falsely identified a shadow as a hand. As a result, the robot began to provide a hint for the given problem. When this happened, the participant asked the experiment assistant for help. To get a proper understanding of the impact this error may have had, we asked all participants who encountered this issue whether the robot spontaneously stating hints distracted them or adversely effected their experience during the post-session interview. All participants who were asked stated that the unplanned hints were not distracting, with some stating that the robot's unsolicited hints helped to speed them along their thought process and adapt to the robot more quickly. Therefore, the spontaneous help given after the false detections did not negatively impact the significance of the results and the main conclusions of the study. Additionally, during post-study interviews, every participant assigned to the hand raise condition was asked if they had any difficulties

in raising their hand. The participants reported that they had no difficulty raising their hand but some stated it took a while for them to find the exact location where they needed to position the hand.

B. H2 - Most used help-seeking behavior

The second hypothesis stated that users would be more likely to ask for help from the robot tutor with the hand raising and physical button press conditions. Results shown in Figure 6 indicate that there was a positive change in opinion on the social influence of robots for hand raising (-0.4, $p = 0.665$) and the physical button press (-0.4, $p = 0.665$). Although the values are not statistically significant, they show a positive trend that is consistent with H2.

All participants who were assigned the hand raise or physical button press condition were asked how they felt about their assigned help-seeking behavior at the end of the study. As stated in the H1 results, participants assigned to hand raise felt that the motion itself was not difficult but could be time consuming. Participants assigned to the physical button press condition stated that the motion was easy. Additionally, some stated that at times they did not press the button for long enough and had to redo the motion. We asked if this had a negative effect on their performance and overall experience and they responded that it did not.

VI. DISCUSSION

A. H1 - User perceptions of the robot tutor and interaction based on help-seeking behaviors

Anxiety often deters students from asking for help in learning environments. Even though the hand raise method of help-seeking did not have the greatest improvement in perception for anxiety, the reduction in reported anxiety levels of users with the hand raise behavior demonstrates that this method can help to foster a more effective learning environment by improving user perceptions of the robot tutor.

Although the Perceived Usefulness questionnaire results supported H1, the Almere questionnaire results for perceived usefulness were in contrast. They showed an improvement in post test scores in the following order from highest positive change to lowest positive change: physical button press, on-screen button press, hand raise. It is important to note that the questions used for the Almere perceived usefulness subscore differ from the perceived usefulness questionnaire. In the Almere questionnaire, one of the three perceived usefulness questions (Q29) asks participants to rate how convenient it would be for them to have the robot. The perceived usefulness questionnaire instead asked participants if they felt the robot would enhance their productivity, effectiveness, and performance. The falsely identified hand raises mentioned in the H1 results could explain why it was ranked the least convenient ($\Delta = 2$, $p = .17$). However, this is still notable since a robot tutoring setup with hand raising inputs implemented in the classroom would also have false positives. Our qualitative data suggest that the lack of convenience in hand raising did not negatively effect the tutoring experience. For this reason, we believe that the

results in the perceived usefulness questionnaire are more relevant.

Trust has been determined to directly correlate to users' intention to use a robot [29]. Thus, students who rated themselves more generally trusting had a higher probability of using the robot tutor. Furthermore, if those students perceived the robot tutor as useful, the possibility of them using the robot increased further. Students who had the highest rates for being generally trusting had a larger improvement in perceived usefulness with hand raising than the other help-seeking behaviors, supporting H1. This result is informative because the perceived usefulness questionnaire contains metrics that are applicable in the classroom (productivity, effectiveness, and performance).

The perceived ease of use subscores gave expected results; the order of highest improvement was: on-screen button press, physical button press, and hand raising. The click of an on-screen button has guaranteed consistency. The physical button, on the other hand, required the participant to press the button with a certain pressure for a specific length of time in order for the signal to be received. This required more effort from the user than the on-screen button. However, the physical button was still much less difficult to use than having to raise the right hand at a certain height in order for the vision system to identify it, all without the participant seeing the cameras view. Our qualitative data show that the difficulty associated with the hand raise is only time-related and does not have to do with the physical movement of the help-seeking behavior.

All subscore differences, displayed in the results, showed an improvement in user perception with hand raising except for perceived ease of use and Almeres perceived usefulness score. However, qualitative data show that the difficulty associated with hand raising may not have negatively effect participants perception of the robot tutor. Therefore, we believe that effectiveness and comfort should have priority over ease and convenience. Based on this qualitative and the quantitative data reviewed, hand raising had the best overall improvement in user perception, and therefore is likely to have the highest HRI value in a robot tutor context. The preferred help-seeking behavior will affect the participants' perception of the interaction with the robot, and their intention to use a robot tutor in the future.

B. H2 - Help-Seeking Behaviors that will be used the most

The Social Influence score for this study addressed the participant's concerns about the influence the robot will have on others. It is important that participants felt that the robot would not negatively influence students, otherwise the demand for robot tutors and their subsequent use would be negatively affected. The NARS model shows that social influence directly impacts the use of robots. Our NARS results show that there is decreased negativity towards the social influence of robots for hand raise and physical button press. This supports H2.

Additionally, as mentioned in the discussion for H1, the relative advantage and perceived usefulness subscores also

showed more improvement for hand raising and physical button press as opposed to on-screen press. However, the anxiety and perceived ease of use scores show the greatest improvement in user perception for the on-screen button press. The physical button press was the only help-seeking behavior that actually, on average, made participants' anxiety worse. This may be due to the physical button press's location. This unintentionally made the physical button press the only method where a user could possibly not see the robot tutor when completing the actual help-seeking behavior. That paired with the response time of the hints could frighten the participant. For these reasons, we cannot definitively state that H2 is true.

VII. CONCLUSIONS AND FUTURE WORK

This study compared three types of help-seeking behaviors in the context of a human-robot interaction study involving a robot tutor. The study focused on improvements in user perception of the robot and interaction in order to inform the development of robot tutors for the classroom. Additionally, we explored whether using a specific help-seeking behavior significantly impacts student's impressions of a robot tutor. Hand raising showed improvement for all subscores except for perceived ease of use and Almeres perceived usefulness. However, qualitative data show that the difficulties in the hand raising method did not take away from the overall robot tutoring experience. Therefore, implementing hand raising as the help-seeking method in robot tutor contexts may positively impact students' intention to use robot tutors. Furthermore, the results show that using a particular help-seeking behavior can dramatically change a student's experience of using a robot tutor. These insights may inform future work on robot tutors and their evaluation in studies with younger users in schools and other settings.

ACKNOWLEDGMENT

The authors thank Jessica Lupanow, Naomi Fitter, Matthew Rueben and David Becerra for their assistance and advice in preparing this paper. This research was supported by the NSF Expedition in Computing for Socially Assistive Robotics grant IIS-1139148.

REFERENCES

- [1] V. Alevan, E. Stahl, S. Schworm, F. Fischer, and R. Wallace. Help seeking and help design in interactive learning environments. *Rev. of Educational Research*, 73:277–320, 2003.
- [2] I. Arroyo, T. Murray, B. P. Woolf, and C. R. Beal. Inferring unobservable learning variables from students' help seeking behavior. In *Intelligent Tutoring Systems*, 2004.
- [3] R. S. Baker, A. T. Corbett, K. R. Koedinger, and A. Z. Wagner. Off-task behavior in the cognitive tutor classroom: When students "game the system". In *Proc. of the SIGCHI Conf. on Human Factors in Computing Systems*, CHI '04, pages 383–390, 2004.
- [4] P. Baxter, E. J. Ashurst, R. Read, J. Kennedy, and T. Belpaeme. Robot education peers in a situated primary school study: Personalisation promotes child learning. In *PLoS one*, 2017.
- [5] G. Bradski. The OpenCV Library. *Dr. Dobb's Journal of Software Tools*, 2000.
- [6] L. Brown and A. M. Howard. Engaging children in math education using a socially interactive humanoid robot. In *2013 13th IEEE-RAS Int. Conf. on Humanoid Robots*, pages 183–188, 2013.
- [7] C. Clabaugh, D. Becerra, E. Deng, G. Ragusa, and M. Mataric. Month-long, in-home case study of a socially assistive robot for children with autism spectrum disorder. In *Companion of the 2018 ACM/IEEE Int. Conf. on Human-Robot Interaction*, pages 87–88, 2018.
- [8] M. Diamant. High-school students are poorly prepared for college, survey finds. *The Chronicle of Higher Education*, 51, Feb 18 2005.
- [9] M. Fridin. Storytelling by a kindergarten social assistive robot: A tool for constructive learning in preschool education. *Computers Education*, 70:53–64, 2014.
- [10] P. A. Hancock, D. R. Billings, and K. E. Schaefer. Can you trust your robot? *Ergonomics in Design*, 19:24–29, 2011.
- [11] M. Heerink, B. Kröse, V. Evers, and B. Wielinga. Assessing acceptance of assistive social agent technology by older adults: the almere model. *Int. Journal of Social Robotics*, 2:361–375, Dec 2010.
- [12] I. Howley, T. Kanda, K. Hayashi, and C. Ros. Effects of social presence and social role on help-seeking and learning. pages 415–422, 03 2014.
- [13] T. Kanda, M. Shimada, and S. Koizumi. Children learning with a social robot. In *Proc. of the Seventh Annual ACM/IEEE Int. Conf. on Human-Robot Interaction*, pages 351–358, 2012.
- [14] J. Kennedy, P. Baxter, and T. Belpaeme. The robot who tried too hard: Social behaviour of a robot tutor can negatively affect child learning. In *Proc. of the Tenth Annual ACM/IEEE Int. Conf. on Human-Robot Interaction*, pages 67–74, 2015.
- [15] J. Kennedy, P. Baxter, E. Senft, and T. Belpaeme. Heart vs hard drive: Children learn more from a human tutor than a social robot. In *The Eleventh ACM/IEEE Int. Conf. on Human Robot Interaction*, pages 451–452, 2016.
- [16] J. Kennedy, P. Baxter, E. Senft, and T. Belpaeme. Social robot tutoring for child second language learning. *2016 11th ACM/IEEE Int. Conf. on Human-Robot Interaction*, pages 231–238, 2016.
- [17] S. Kim, K. Zhang, and D. Park. Don't want to look dumb? the role of theories of intelligence and humanlike features in online help seeking. *Psych. Science*, 29(2):171–180, 2018.
- [18] A. M. Klem and J. P. Connell. Relationships matter: Linking teacher support to student engagement and achievement. *Journal of School Health*, 74:262–273, 2004.
- [19] D. Leyzberg, S. Spaulding, and B. Scassellati. Personalizing robot tutors to individuals' learning differences. In *Proc. of the 2014 ACM/IEEE Int. Conf. on Human-robot Interaction*, pages 423–430, 2014.
- [20] D. Leyzberg, S. Spaulding, M. Toneva, and B. Scassellati. The physical presence of a robot tutor increases cognitive learning gains. In *CogSci*, 2012.
- [21] K. R. Liles, D. G. Bryant, and J. M. Beer. How can social robots motivate students to practice math? In *HRI*, 2017.
- [22] E. M. Rogers. *Diffusion Of Innovations*. 01 1995.
- [23] T. Nomura, T. Kanda, T. Suzuki, and K. Kato. Prediction of human behavior in human-robot interaction using psychological scales for anxiety and negative attitudes toward robots. *Trans. Rob.*, 24(2):442–451, April 2008.
- [24] A. Ramachandran, A. Litoiu, and B. Scassellati. Shaping productive help-seeking behavior during robot-child tutoring interactions. *2016 11th ACM/IEEE Int. Conf. on Human-Robot Interaction*, pages 247–254, 2016.
- [25] A. Ryan and H. Shin. Help-seeking tendencies during early adolescence: An examination of motivational correlates and consequences for achievement. *Learning and Instruction*, 21:247–256, 04 2011.
- [26] J. F. Sahlström. The interactional organization of hand raising in classroom interaction. *The Journal of Classroom Interaction*, 37:47–57, 2002.
- [27] E. Short, K. Swift-Spong, J. Greczek, A. Ramachandran, A. Litoiu, E. Corina Grigore, D. Feil-Seifer, S. Shuster, J. Joo Lee, S. Huang, S. Levonisova, S. Litz, J. Li, G. Ragusa, D. Spruijt-Metz, M. J. Mataric, and B. Scassellati. How to train your dragonbot: Socially assistive robots for teaching children about nutrition through play. *The 23rd IEEE Int. Symp. on Robot and Human Interactive Communication*, pages 924–929, 2014.
- [28] E. Schaertl Short, D. Short, Y. Fu, and M. J. Mataric. Sprite: Stewart platform robot for interactive tabletop engagement. 2017.
- [29] X. Yaqi, I. Prasad, D. Ong, D. Hsu, and H. Soh. Robot capability and intention in trust-based decisions across tasks. *ACM/IEEE Conf. on Human Robot Interaction*, 2019.