

Design and Evaluation of Expressive Turn-Taking Hardware for a Telepresence Robot

Naomi T. Fitter¹, Youngseok Joung², Marton Demeter², Zijian Hu², and Maja J. Matarić²

Abstract—Although nonverbal expressive abilities are an essential element of human-to-human communication, telepresence robots support only select nonverbal behaviors. As a result, telepresence users can experience difficulties taking turns in conversation and using various cues to obtain the attention of others. To expand telepresence robot users’ abilities to hold the floor during conversation, this work proposes and evaluates new types of expressive telepresence robot hardware. The described within-subjects study compared robot user and co-present person experiences during teamwork activity conditions involving basic robot functions, expressive LED lights, and an expressive robot arm. We found that among participants who preferred the arm-based expressiveness, individuals in both study roles felt the robot operator to be more in control of the robot during the arm condition, and participants co-located with the robot felt closer to their teammate during the arm phase. Participants also noted advantages of the LED lights for notification-type information and advantages of the arm for increasing perceptions of the robot as a human-like entity. Overall, these findings can inform future work on augmenting the nonverbal expressiveness of telepresence robots.

I. INTRODUCTION

Nonverbal expressive abilities are a key facet of human communication. Although the videoconferencing feature of telepresence robots can convey certain types of nonverbal communication, such as voice inflection and facial expressions, other aspects, such as gesture with the rest of the body, are typically lost. This deficit can prove to be a shortcoming; various gestures are part of human-human turn-taking strategies [1], and gesturing can help robots to communicate more effectively [2]. Especially in scenarios involving interjection and obtaining attention, remote telepresence robot users often experience difficulties [3]. Accordingly, this work focuses on introducing new types of expressive telepresence hardware specifically designed to gain and maintain attention during remote conversation.

LED light signals have shown promise as a signaling modality to help robots communicate with nearby people [4]. Signaling modalities with the arm of a robot, such as beat gesturing, can help robots to emphasize points or hold the floor [2]. Thus, in this initial work on expressive turn-taking assistance hardware for telepresence robots, we focused on equipping these systems with expressive signaling modalities

¹Naomi T. Fitter is with the Collaborative Robotics and Intelligent Systems Institute, Oregon State University, Corvallis, OR, USA. She was previously a postdoctoral fellow at the University of Southern California naomi.fitter@oregonstate.edu

²Youngseok Joung, Zijian Hu, Marton Demeter, and Maja J. Matarić are with the Department of Computer Science, University of Southern California, Los Angeles, CA, USA {yjoung, martonde, zijianhu, mataric}@usc.edu




Fig. 1. Example telepresence robot-mediated communication between a remote robot operator (left) and local person (right) in our study.

using LED light signaling and arm-based beat gestures. We designed an LED light frame and an expressive light holding pattern based on past work in which a humanoid robot used lights to better participate in conversation [5]. With input from a communications faculty member at our university, we also developed a robot arm motion pattern indicative of human beat gesturing. To determine the effectiveness and implications of each expressive hardware strategy, we performed a within-subjects study that brought pairs of participants in to complete a team activity together, as shown in Fig. 1.

In this paper, we outline related work (Section II), system details for the expressive telepresence robot (Section III), methods for our team activity-based study (Section IV), results of this study (Section V), and a discussion of the findings and their implications (Section VI).

II. RELATED WORK

In general, telepresence robots are systems that allow a person to perform two-way videoconferencing and navigation in a far-away environment [6]. One of the first telepresence robots was the Personal Roving Presence (PRoP) robot, which put into practice the idea of having videoconferencing-capable hardware on a mobile robot base [7]. After PRoP, additional pioneering work introduced telepresence robots in the workplace, discovering new types of interaction practices between remote and local coworkers [8]. In this and other telepresence work, robot users are usually described as being “remote,” and individuals physically co-present with the robot are called “local.” More recently, the scope of telepresence use has grown to include remote attendance of academic conferences [9], classroom connections for children who are not able to attend school in person [10], and maintaining relationships between family members who live apart [11], among other circumstances. Despite the increased adoption

of telepresence, certain features of these systems still seem to be missing, especially in the nonverbal expression realm.

For example, most modern telepresence systems do not possess the ability to raise a hand or otherwise visibly signal to people all around a telepresence robot. Thus, robot operators can find it difficult to interject or take the floor in conversations, as illustrated in a past study of faculty members using a telepresence robot for remote interaction [3]. Efforts to define the key design criteria for telepresence robots have confirmed that non-verbal behaviors and turn-taking abilities are essential features for telepresence systems [12]. Accordingly, we were interested in studying different types of hardware and gesturing that could help telepresence robot operators to communicate more effectively.

Past literature on human-autonomous robot turn-taking can also inform how to augment abilities of telepresence robot operators. In this previous work, gaze, speech, and motion are noted as important factors in turn-taking and floor passing [13]. Gaze cues by a conversational robot can also shape the perceived roles of people who are part of the discourse [14]. In a past example of a robot giving route instructions on a map, verbal and gaze behavior prove important to users’ turn-taking behaviors [15]; however, manipulating the gaze or speech of a telepresence robot is at odds with the purpose of this type of system. Accordingly, we focus on providing the telepresence robot operator with new expressive light and motion abilities, rather than suggesting changes in their gaze or speech patterns.

Past research on expressive light patterns and arm motions for autonomous robots informed the design of our telepresence augmentations. Work on light signaling for non-humanoid robots has shown that people are accustomed to interpreting a wide variety of LED light signals and that some light interpretations are more uniform than others; for example, blue is a good color choice for notifications [4]. Light signals such as standing wave patterns have been shown to help a humanoid robot take speaking turns in conversation [16], [5]. We can also draw inspiration from past work on robot gesturing, which suggests that a robot that uses gesture is able to yield better information retention in its audience [2]. These insights provide various motivations for producing different types of robot gesture, from helping remote people gain others’ attention to communicating more effectively in interactions.

At the same time, identifying consistent human behaviors in conversation turn-taking is challenging, and individuals who study this topic have identified a wide range of behaviors that may help, but fewer consistent universal practices [1]. Although it is difficult to identify consistent rules for turn-taking in human conversation, simple added nonverbal behaviors may help telepresence robot operators obtain and maintain the floor in remote conversations. Accordingly, in this work, we were interested in studying the effects of LED light-based and arm-based gesture for helping telepresence robot users communicate.

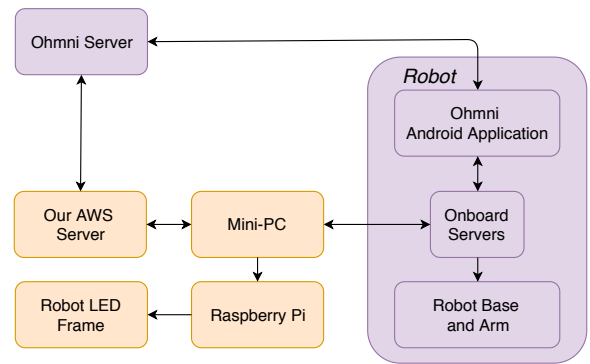


Fig. 2. Mini-PC connections with other parts of the robotic system. Arrows represent information flow directions. Orange fields are controlled and managed by our research team, while purple fields are controlled by OhmniLabs.

III. CUSTOM TELEPRESENCE SYSTEM

Based on past research, we sought to enable and compare the experience of conversing through a telepresence robot with *no added expressive abilities*, added *expressive LED lights*, and an added *expressive low-degree-of-freedom (DoF) arm*. System development for this work focused on adding expressive hardware to a custom telepresence robot platform.

We selected the OhmniLabs Ohmni robot as the core of the system because of the 3-DoF robot arm and application programming interface (API) included with this robot’s Developer Platform [17]. We integrated the commercial robot hardware with custom hardware and software to allow operators to express themselves in different ways while using the robot. Our custom system components were integrated with Robot Operating System (ROS) [18]. The following subsections describe the involved hardware, software, and ROS integration.

A. System Hardware

The core of the system was the Ohmni telepresence robot, which uses an AEEON UP Board processor. Key features of the UP Board include its Ethernet port, onboard Node.js servers, and use of Linux-based Android. A 3-DoF arm is also included in the Ohmni Developer Platform.

We placed a GIGABYTE Mini-PC on the Ohmni robot’s base in the remote environment. This Mini-PC, which ran Ubuntu 16.04 and ROS Kinetic, was important for communicating between the custom system components and standard Ohmni robot hardware. An Ethernet cable physically connected the Mini-PC and robot, allowing for communications using a Transmission Control Protocol (TCP) socket. Key connections between the Mini-PC and other parts of the robotic system appear in Fig. 2.

For additional expressive modes, we built a housing for NeoPixel RGBW LED lights that mounted around the screen of the robot. These lights were controlled from a Raspberry Pi that was physically connected to the Mini-PC using a serial connection.

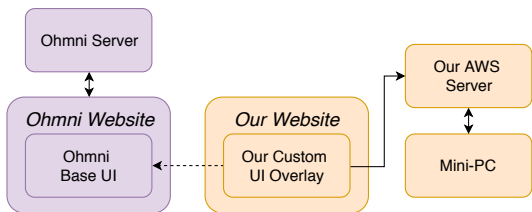


Fig. 3. Web-based communications between the Mini-PC, user PC, Ohmni website, servers, and UI overlay. Solid lines represent socket connections and the dashed line represents overlaying. Orange fields are controlled and managed by our research team, while purple fields are controlled by OhmniLabs.

B. System Software

The standard Ohmni robot user interface (UI) is browser-based and includes two-way videoconferencing, plus menus for the adjustment of built-in robot features such as floor-facing LED light color and speaker volume. The OhmniLabs web API allowed us to create custom overlays on top of the standard UI. When a button from our UI overlays was pressed, the associated commands traveled to the robot’s onboard program through intermediate steps described in the system diagrams in Figs. 2 and 3. All telepresence robot video and audio traveled to and from the robot through the Ohmni robot’s server in the cloud.

Other system features relied on an https-enabled Node.js server hosted by our team on Amazon Web Services (AWS). This server enabled robot operators to start and stop expressive robot behaviors by interacting with our custom overlays.

Mini-PC-to-AWS server communications occurred using a Transmission Control Protocol (TCP) socket. When a user connected to the robot, a WebSocket connection between the UI overlays and our AWS server was also established. The system’s key web-based connections appear in Fig. 3.

For the control of the LEDs in the system, we used the `rpi_ws281x` Raspberry Pi library. This library allowed us to control numerous LEDs in a chain connected to the appropriate output pin. By using this library, we could animate specific patterns of lights according to received commands.

C. ROS Integration

To improve the generalizability of this work and transfer information between key parts of the robotic system, we integrated our custom expressive hardware with ROS. Commands to start and stop robot expressiveness originated from our custom UI overlay, which contained a single button for starting and stopping the robot expressiveness modes. The ROS communication proceeded as follows:

- In the control condition with *no added expressive abilities*, no commands originated from the UI overlay (which, for control, contained a functionless blue rectangle in place of the button for turning expressiveness on and off).
- In the *expressive light* condition, information about the pressing of the start/stop button traveled to the Mini-PC and Raspberry Pi via two custom ROS nodes located on the Mini-PC. The latter ROS node interfaced directly



Fig. 4. Left: Basic robot mode. Second from Left: LED light mode; the activated blue LED lights pictured at the bottom of the robot’s screen moved around the screen in a standing pattern. Remaining Panels: Three frames from the arm motion mode; the robot’s arm moved in a similar way to a human performing beat gestures.

with the LED lights through socket communication with the Raspberry Pi.

- In the *expressive arm motion* condition, information about the pressing of the start/stop button likewise traveled to the Mini-PC and Raspberry Pi via two custom ROS nodes located on the Mini-PC. The second ROS node in this case interfaced with the robot hardware through socket communication with an onboard server.

IV. METHODS

We conducted a within-subjects study to evaluate the experience of working with a remote teammate under different robot expressiveness conditions. Pairs of friends enrolled in the study and completed rounds of a team survival activity, as described in the following sections. The University of Southern California (USC) Institutional Review Board approved the study procedures under protocol #UP-17-00639.

A. Study Design

During the study, participants completed three rounds of a team survival activity with a friend. During each round, the pair experienced one of three interaction conditions, as described below and pictured in Fig. 4:

- **No Added Abilities** (*control condition*): In this round, the remote teammate used the Ohmni robot as-is, with no added expressive abilities. We later refer to this condition as the basic or standard phase.
- **Expressive Light Condition** (*experimental condition 1*): During this condition, the remote robot user could communicate with their partner with the built-in Ohmni robot abilities, in addition to expressive LED lights. Since telepresence robot operators typically already monitor two camera streams (one forward-facing and one downward-facing) and several other buttons/menu options while using these robots, we were concerned about the increased workload that might accompany the introduction of new expressive hardware. Accordingly, in this condition, we modulated robot expressiveness by simply turning on and off a standing pattern of eight LED lights that moved around the screen of the robot at a progression rate of 10 Hz (one light

forward every tenth of a second), as shown in a video about this study at: <https://youtu.be/Ft8XCAIbsIE>. This light pattern was previously shown to be effective for helping an autonomous robot take speaking turns in conversations [16], [5].

- **Expressive Arm Motion** (*experimental condition 2*): While interacting with their partner in this round, the remote participant could communicate using the built-in Ohmni robot abilities, in addition to an expressive 3-DoF arm. As in the expressive light condition, robot operator workload was a primary concern. Thus, we modulated the expressive arm behavior by turning on or off a varied but pre-programmed sequence of beat gestures similar to human “gesticulating.” The expressive arm behavior used in this study is also illustrated in the video linked above. The beat gesture sequence was designed with input from Dr. Yijia Guo, a USC communications faculty member, about defining characteristics of human beat gestures for taking turns/holding the floor and what subset of those movements might be appropriate for a 3-DoF robot arm.

Local participants could directly see the different robot hardware used in this study. Robot operators could view the expressive modes through a mirror positioned facing the robot in the experimental space, as shown in Figs. 1 and 5. Past telepresence research has used this strategy to improve robot operator self-awareness [19], [20].

B. Hypotheses

In formulating this work, we hypothesized that:

- **H1:** The expressive LED lights would significantly improve robot operator feelings of self-expression and presence compared to the standard robot mode. Likewise, we believed the local participant would give higher ratings for how well the robot expressed and extended their teammate in this expressive case, compared to the control condition. These expectations were based on past work on the ability of light to help a robot express itself and provide notifications [5], [4].
- **H2:** The expressive arm would lead to higher ratings in every category by both the robot operator and the local teammate compared to the standard robot hardware. This hypothesis is based on past work indicating the promise of arms for telepresence robots [21], robot abilities to communicate more effectively with gesture [2], and past telepresence users’ desire for their robots to have arms [10].

C. Study Interaction

The study activity was based on a survival problem developed by Eady and Lafferty, in which teammates read about a subarctic plane crash scenario and prioritize how much they would value different items in that situation [22]. This exercise and a similar desert survival problem have been used in past studies of human-robot teams [14].

To create balanced rounds of interaction, we divided the fifteen items included in the activity into three sets of five,



Fig. 5. The study setup.

grouping the items by the first five, second five, and third five used in the original activity to preserve the challenge of ranking items that are of similar importance to survival. During the survival activity portion of the study, both teammates first read the subarctic survival scenario taken from [22]. Next, the teammates completed three rounds of the item-ranking task, each of which involved a different expressive telepresence robot mode. To provide an even mix of matches between the expressive conditions and the lists of items, the order of the activity rounds was fixed as follows: middle five items, top five items, and lowest five items. In each of the rounds, the teammates first ranked the items individually (without discussion with their partner) during the first two minutes and then together as a team during the next six minutes.

D. Participants

We recruited 48 participants (24 total pairs/teams) from the greater Los Angeles area for the study. These 23 men, 23 women, and 2 gender non-binary individuals ranged in age from 18 to 27 years ($M = 22$, $SD = 2.8$ years). All participants successfully completed the study procedures. The expressive robot mode order was counterbalanced and randomly assigned to participants before each session. The member of the pair who would serve as the robot operator was likewise randomly assigned before participants arrived for the study. Each participating individual received \$25 after completing the hour-long study.

Most participants were USC students with a technical background, but fourteen of the 48 participants identified themselves as non-technical. We asked participants to rate how often they used technologies related to telepresence, such as robots and videoconferencing. Responses to these questions used a scale of 1=never, 2=yearly, 3=monthly, 4=weekly, 5=daily, 6=hourly, and 7=all the time. Participants reported using robots approximately yearly ($M = 2.1$, $SD = 1.0$), telepresence robots close to never ($M = 1.2$, $SD = 0.6$), videoconferencing every few days ($M = 4.5$, $SD = 0.9$), and video games about weekly ($M = 4.1$, $SD = 1.1$).

E. Procedure

We recruited participants using flyers on and around USC’s campus and a posting on a message board visible to all members of the USC community. In these materials, we recruited pairs of friends to enroll in the study. Two research assistants conducted this study together in the university experimental space pictured in Fig. 5.

Upon arriving in the experiment space, participants received opening information about the study, learned who would be the robot operator, and completed an informed consent form and opening demographic survey. One research assistant next showed the robot operator the telepresence robot and guided this participant to a physically separate room down the hall, where the robot control workstation was located. The research assistant explained the basic functions of the Ohmni robot to the robot operator. In parallel, the second research assistant showed the other participant (heretofore referred to as the “local participant”) to a chair facing the telepresence robot.

We asked each participant to read through the survey questions that they would answer after each round of the study activities. Afterwards, the participants read through the survival activity instructions and completed three rounds of the item ranking described in Section IV-C, experiencing one expressive mode per trial.

F. Measurement

We evaluated participant experiences using surveys and interviews during the session. The opening survey captured demographics, personality information, technical experience, and closeness with the interaction partner. Questions after each activity round recorded perceptions of the robot operator’s self-expression, control over the robot, and presence. These questions originated from past work in the virtual reality community focused on measuring self-presence [23] and self-ownership [24]. These six- or seven-question surveys (for the local participant and robot operator, respectively) requested responses on a 7-point scale from 1=strongly disagree to 7=strongly agree. We also recorded semi-structured interview data with each individual participant and with both participants together, as well as video footage of the study.

V. RESULTS

During piloting with the custom telepresence system, we noticed that participants were not using the expressive lights or robot arm as they participated in the survival activity. Based on challenges in past expressive telepresence work, we had anticipated that robot operators would not be able to dedicate much focus or attention on modulating custom expressive hardware. Accordingly, we created the very simple button design described previously, which allowed the user to click a single button to turn on the robot expressiveness when they wanted to take a speaking turn. Clicking again turned the expressive hardware off, and the button label changed to say “start” or “stop” to help users track their current expressive state. Even with this interface simplicity, participants were not succeeding in using the expressive hardware in parallel with the survival activity.

We were still interested in evaluating the different expressive telepresence modes, so we adjusted the study protocol to further simplify the process of starting and stopping the added robot expressiveness. In the updated procedure, participants were told that the robot would help them to take their speaking turn by turning on LED lights around its

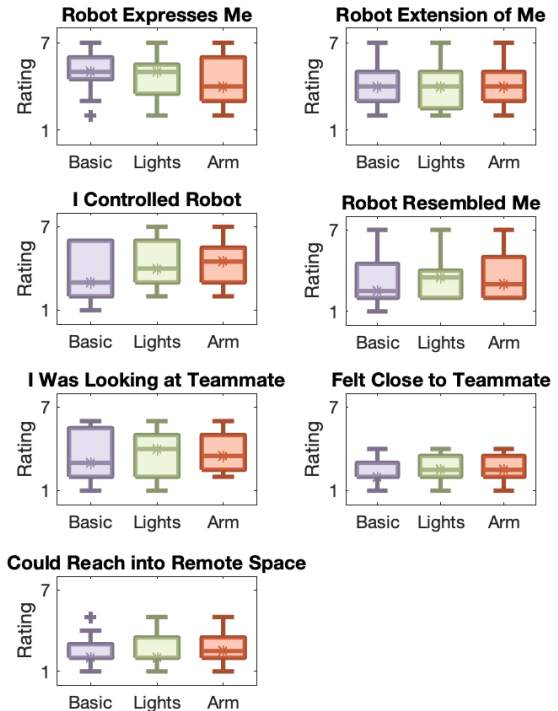


Fig. 6. Survey responses from the robot operator, divided by expressive hardware type. The center box lines represent the median, and the box edges are the 25th and 75th percentiles. The whiskers show the range up to 1.5 times the interquartile range, stars indicate the median values in each plot, and outliers are marked with a “+”.

screen or by moving its low-DoF arm in the lights and arm conditions, respectively. Then, during the interaction phases, one research assistant manually operated the expressive robot features, turning them on each time the robot operator began to speak and off when the robot operator stopped speaking. We view the automatic activation of expressive robot hardware as something that could be possible in the future, through the processing of robot operator speech received by the microphone in the user workstation.

After this procedure adjustment, all 48 participants who enrolled in the study successfully completed the procedures. As confirmed by discussion with participants in the semi-structured interviews, no participants realized that the robot expressiveness was being controlled manually. Participants believed the robot to be producing the expressive behaviors based on their speech.

A. Survey Responses

We compared participant experiences in different expressive robot modes using repeated measures analysis of variance (rANOVA) tests with an $\alpha = 0.05$ significance level. Upon initial analysis, no significant differences were identified in the survey responses (all $p > 0.078$). Although these survey responses, shown in Figs. 6 and 7, fail to indicate one clear expressive frontrunner, these results also indicate that the expressive hardware enhancements are not significantly detracting from the evaluated telepresence experience for

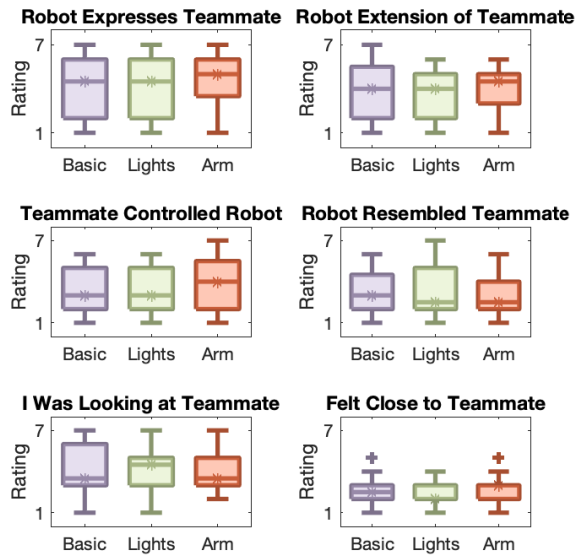


Fig. 7. Local participant responses to the study surveys, divided by expressive hardware type.

either teammate. Robot operator responses were somewhat balanced, but local participants tended to rate the arm mode more highly in expressing their remote teammate, being an extension of their teammate, being controlled by their teammate, and making them feel close to their teammate.

B. Interview Responses

In the semi-structured interviews, we included questions about which communication method users preferred and whether they ever, at any point in the study, felt that they were interacting directly with their teammate. A breakdown of participant responses to these two questions appear in Figs. 8 and 9. These responses indicate that robot operators tended to select the expressive arm mode more than local participants, and that local participants were more likely than robot operators to select the basic interaction mode. Robot operators were also more likely to report experiencing direct interaction with their teammate at some point during the study.

Further interview questions included prompts to share what stood out most during the study, strengths and weaknesses of each expressive mode, additional expressive abilities participants would want for the robot, and other thoughts on the study. To some extent, interview responses also provided a window into the participant interpretations of the robot behavior.

The LED lights were most commonly perceived as a way to gain attention, hold the floor, emphasize a point, or provide a notification that the robot operator was talking. For example, robot operators noted that “[the LED light] has the intention to gain attention”, “[having to repeat yourself] is avoided with the LED lights”, “the LED light was helpful in conveying when you wanted to get your point across” and “it showed I was about to talk”. Some local participants had a similar interpretation, noting that “the lights kinda

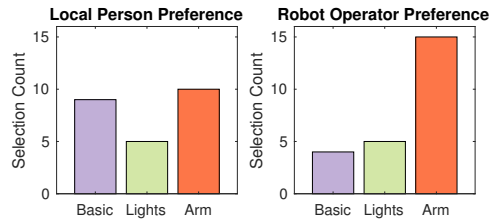


Fig. 8. Favorite communication modes of remote and local participants.

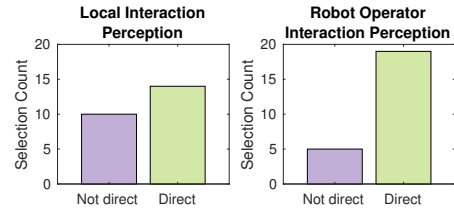


Fig. 9. Remote and local participant feelings of direct interaction with their teammate during the study.

made you pay attention” and “it helps [you] see more [...] emphasis on certain things”. Others who were physically co-present with the robot thought the lights were “more of a distraction” or “might distract someone”. There was evidence that the LED lights were more of an abstract concept to interpret; one user mentioned that “the LEDs would be better for people who have more experience with technology. Because we always try to find some analogy”, and another mentioned “humans do more than, like, emit light”. Some users requested different communicative or affective features from the lights, such as “maybe the lights could be like red or something showing that I don’t disagree”, or in “a situation where [you] want to show some type of emotion, having a different color setting, I feel, would be better”.

Among arm behavior interpretations, robot operators perceived that “the arm’s programmed to react when I talk”, “[the arm motion] kind of mimics what you’re doing”, “it’s kind of mimicking [our gestures]”, “it did move [...] when I would use hand gestures”, “it felt like I was moving it”, and “I use my hands a lot when I talk. So it kind of did resemble me”. Local participants had a mix of interpretations of the arm, from “[the arm is] kinda distracting” to “it makes you feel like you’re in contact with a person”. One particular advantage of the arm for people co-present with the robot might be eye-catching nonverbal expression; one participant noted that “if I had my head down, I could see the arm out of the corner of my eye”, and another said the arm would be useful in “this kind of emergency situation”. Robot operators proposed some future ideas for control of the arm, such as: “I guess maybe vocal tones kind of could be used in the control of the arm movement”. Users were also not without uncertainty about the arm interpretation; others mentioned that “I’m not sure why this goes up or why the arm goes up or goes down”, “I couldn’t tell if my voice inflections or just like volume controlled [the arm] more”, and “I’m not sure if it’s my tone, or the words I’m saying [that influences the arm]”. Positive notes on the arm that may not

have been captured within the scope of the study surveys included “that [the arm] might keep [users] more active in the communication process”, “[the arm] makes more of a humanly connection”, and “it just made me feel more human, per se”. A further unexpected result was that the arm sometimes had influence over the user’s own behavior; one robot operator noted that “it made me think, should I be using hand gestures?”.

C. Analyses Accounting for Participant Preference

The balance of expressive mode selections led us to wonder if the lack of significant differences in the survey responses overall was due to varying participant preferences. If this were the case, an analysis of survey responses for groups of participants who preferred the same expressive mode might yield insights on what differences in experience may have led these users to select and value a particular mode. We thought this analysis could help us to better understand advantages and disadvantages of the different communication methods, especially as they pertain to our participant group.

We used rANOVA tests with an $\alpha = 0.05$ significance level to determine if there were any significant differences present in the survey responses of individuals who preferred the same expressive modes. Post hoc Tukey multiple comparisons tests revealed which pairs of UIs were significantly different on the measured scales.

In this analysis, we identified one significant difference in the responses of robot operators and three differences in local participant responses. Among robot operators who preferred the arm mode, there was a significant difference in how in-control users felt over the robot between conditions ($F(2,28) = 3.87$, $p = 0.033$, $\eta^2 = 0.094$). These participants felt significantly more in control when using the arm expressive mode, compared to the basic telepresence functions.

Local participants had significantly different ratings in three areas. In the group of local participants who preferred arm expressiveness, there were significant differences in ratings of teammate control of the robot ($F(2,18) = 5.85$, $p = 0.011$, $\eta^2 = 0.176$) and how close they felt to their teammate ($F(2,18) = 6.00$, $p = 0.010$, $\eta^2 = 0.095$) between conditions. This group perceived their partner to be more in control of the robot during the expressive arm mode than in any other mode. Likewise, these individuals felt closer to their teammate in the expressive arm mode than in any other condition.

Local participants who preferred the LED light expressiveness displayed significant differences in how much they felt that they were looking at their teammate across conditions ($F(2,8) = 6.43$, $p = 0.022$, $\eta^2 = 0.208$). Although these participants preferred the LED light condition, they felt more like they were looking at their teammate in the expressive arm mode, compared to in the LED light mode.

VI. DISCUSSION

The results of this expressive hardware study equip us to evaluate the hypotheses, outline the strengths and weaknesses

of the custom robotic system, and consider this work’s implications on assistive robotics and telepresence research.

A. Hypothesis Testing

Our first hypothesis, **H1**, was not supported by study results. Across all findings, there were no statistically significant differences that indicated the LED lights to be better than another communication method. At the same time, ten overall participants selected the lights as their favorite expressive mode, so this communication method was not without merit. Through positive feedback from the users, we learned that the LED lights helped some robot operators to feel more able to take their speaking turn or get their partner’s attention. The lights also tended to feel more abstract, and some local participants found them more distracting than useful. There is evidence that local participants who selected the lights method also appreciated the arm communication; these individuals actually felt more like they were looking at their teammate during the expressive arm mode than in the LED lights mode.

Part of **H2** was supported by the preference-wise statistical analyses. Among robot operators who preferred the expressive arm mode, there were more feelings of control over the robot than in the basic telepresence mode. Local participants perceived their teammate to be more in control of the robot and to be closer to them during the expressive arm mode than in any other mode. Even among those who preferred LED lights, the arm expression made these participants feel more like they were looking at their teammate than the lights mode. Other parts of the hypothesis were not supported; we did not find any other significant differences across expressive mode. There could be various reasons for the arm helping in the ways that it did. Several robot operators noted feeling more represented or human in the remote environment while using the arm, and some individuals additionally noted feeling more in control during this mode. Local participants often noted that the arm brought the robot closer to a human-looking form, and some people mentioned that the arm could better catch one’s eye or command attention. On the other hand, the abstract nature of the arm and imperfect direct fit with the ongoing human arm motions were two reasons certain participants were unsatisfied with the arm. For local participants, the arm could also be distracting.

B. Strengths and Limitations

One key contribution of this work is the development and incorporation of new expressive hardware into a commercial telepresence system. By providing information about the chosen robotic system and hardware integration, we supply tools for other researchers to investigate updated approaches to telepresence. This work incorporates best practices from humanoid robot communication, LED light signaling, and human communication work to offer new ideas for telepresence. Our study results can inform telepresence designers and researchers on certain key effects of expressive telepres-

ence peripherals as they try to improve the experience and effectiveness of using a telepresence robot.

At the same time, there are some limitations of the work. A one-hour study is not fully representative of long-term telepresence use, and operating a robot in a controlled lab setting is different from using telepresence systems in more complex, human-populated environments. Our user population included both technical and non-technical individuals, but this group was still not fully representative of all people who might use or interact with telepresence robots. A simple on/off modulation does not capture the full extent of expressive behaviors for telepresence robot peripherals. During piloting, we found that robot operators were not able to control the expressive hardware themselves, and we had to adjust the study design accordingly. This observation has implications on how many new features can be added to telepresence robots and how users can be expected to control these additions. Future study designs could entail three or more interacting parties, additional combinations or modulations of nonverbal expression, and additional measurements focused on turn-taking experiences.

C. Conclusions and Future Work

In this work, we intended to create and evaluate different expressive peripheral hardware that would help telepresence users take speaking turns and hold the floor during conversation. The results of this study indicate certain advantages of expressive arms for telepresence robots, including increased feelings of control and feelings of looking directly at a remote robot operator. Participants noted particular advantages of the expressive light and arm communication modes in the semi-structured interviews, including better ability to notify teammates using LED lights and more humanly feelings with the arm. One drawback in this work was that even with an extremely simple control interface, robot users were unable to operate the expressive hardware on their own. Our collective results indicate some promise of different expressive hardware for telepresence robots. Future work investigating the expressive hardware in larger group interactions may elucidate further advantages of each communication mode.

ACKNOWLEDGMENTS

This work was supported by the US National Science Foundation (NSF) National Robotics Initiative under Grant No. IIS-1528121. OhmniLabs also supported this work by providing the Ohmni robot and Developer Platform included in our robotic system. We thank Elizabeth Cha, Leila Takayama, Yijia Guo, and Brianna Heffernan for their design advice and Rhianna Lee for her help with study logistics.

REFERENCES

- [1] J. M. Wiemann and M. L. Knapp, "Turn-taking in conversations," *Journal of Communication*, vol. 25, no. 2, pp. 75–92, 1975.
- [2] C.-M. Huang and B. Mutlu, "Modeling and evaluating narrative gestures for humanlike robots," in *Proceedings of Robotics: Science and Systems (RSS)*, 2013, pp. 57–64.
- [3] J. Bell, W. Cain, A. Peterson, and C. Cheng, "From 2D to Kubi to Doubles: Designs for student telepresence in synchronous hybrid classrooms," *International Journal of Designs for Learning*, vol. 7, no. 3, pp. 19–33, 2016.
- [4] E. Cha, Y. Kim, T. Fong, and M. J. Matarić, "A survey of nonverbal signaling methods for non-humanoid robots," *Foundations and Trends® in Robotics*, vol. 6, no. 4, pp. 211–323, 2018.
- [5] K. Kobayashi, K. Funakoshi, S. Yamada, M. Nakano, T. Komatsu, and Y. Saito, "Blinking light patterns as artificial subtle expressions in human-robot speech interaction," in *Proceedings of the IEEE International Symposium on Robot and Human Interactive Communication (RO-MAN)*, 2011, pp. 181–186.
- [6] A. Kristoffersson, S. Coradeschi, and A. Loutfi, "A review of mobile robotic telepresence," *Advances in Human-Computer Interaction*, vol. 2013, p. 3, 2013.
- [7] E. Paulos and J. Canny, "PRoP: Personal Roving Presence," in *Proceedings of the ACM SIGCHI Conference on Human Factors in Computing Systems (CHI)*, 1998, pp. 296–303.
- [8] M. K. Lee and L. Takayama, "Now, I have a body: Uses and social norms for mobile remote presence in the workplace," in *Proceedings of the ACM SIGCHI Conference on Human Factors in Computing Systems (CHI)*, 2011, pp. 33–42.
- [9] C. Neustaedter, G. Venolia, J. Procyk, and D. Hawkins, "To beam or not to beam: A study of remote telepresence attendance at an academic conference," in *Proceedings of the ACM Conference on Computer-Supported Cooperative Work & Social Computing (CSCW)*, 2016, pp. 418–431.
- [10] V. A. Newhart, M. Warschauer, and L. Sender, "Virtual inclusion via telepresence robots in the classroom: An exploratory case study," *International Journal of Technologies in Learning*, vol. 23, no. 4, pp. 2,327–2,686, 2016.
- [11] W. Moyle, C. Jones, M. Cooke, S. O'Dwyer, B. Sung, and S. Drummond, "Connecting the person with dementia and family: A feasibility study of a telepresence robot," *BMC Geriatrics*, vol. 14, no. 1, p. 7, 2014.
- [12] I. Rae, G. Venolia, J. C. Tang, and D. Molnar, "A framework for understanding and designing telepresence," in *Proceedings of the ACM Conference on Computer Supported Cooperative Work & Social Computing (CSCW)*, 2015, pp. 1,552–1,566.
- [13] A. L. Thomaz and C. Chao, "Turn-taking based on information flow for fluent human-robot interaction," *AI Magazine*, vol. 32, no. 4, pp. 53–63, 2011.
- [14] B. Mutlu and J. Forlizzi, "Robots in organizations: The role of workflow, social, and environmental factors in human-robot interaction," in *Proceedings of the ACM/IEEE International Conference on Human-Robot Interaction (HRI)*, 2008, pp. 287–294.
- [15] G. Skantze, A. Hjalmarsson, and C. Oertel, "Turn-taking, feedback and joint attention in situated human-robot interaction," *Speech Communication*, vol. 65, pp. 50–66, 2014.
- [16] K. Funakoshi, K. Kobayashi, M. Nakano, S. Yamada, Y. Kitamura, and H. Tsujino, "Smoothing human-robot speech interactions by using a blinking-light as subtle expression," in *Proceedings of the ACM International Conference on Multimodal Interaction (ICMI)*, 2008, pp. 293–296.
- [17] "Ohmnilabs website," <https://www.ohmnilabs.com/>, accessed: 25 March 2019.
- [18] M. Quigley, K. Conley, B. Gerkey, J. Faust, T. Foote, J. Leibs, R. Wheeler, and A. Y. Ng, "ROS: an open-source Robot Operating System," in *ICRA Workshop on Open Source Software*, vol. 3, no. 3.2. Kobe, Japan, 2009, p. 5.
- [19] L. Takayama and H. Harris, "Presentation of (telepresent) self: On the double-edged effects of mirrors," in *ACM/IEEE International Conference on Human-Robot Interaction (HRI)*, 2013, pp. 381–388.
- [20] N. T. Fitter, Y. Chowdhury, E. Cha, L. Takayama, and M. J. Matarić, "Evaluating the effects of personalized appearance on telepresence robots for education," in *Companion of the ACM/IEEE International Conference on Human-Robot Interaction (HRI)*, 2018, pp. 109–110.
- [21] S. O. Adalgeirsson and C. Breazeal, "MeBot: A robotic platform for socially embodied presence," in *Proceedings of the ACM/IEEE International Conference on Human-Robot Interaction (HRI)*, 2010, pp. 15–22.
- [22] P. M. Eady and J. C. Lafferty, "The subarctic survival problem," *Plymouth, Mich.: Experiential Learning Methods*, 1974.
- [23] R. A. Ratan and B. Hasler, "Self-presence standardized: Introducing the Self-Presence Questionnaire (SPQ)," in *Proceedings of the International Workshop on Presence*. Citeseer, 2009.
- [24] M. Tsakiris, M. R. Longo, and P. Haggard, "Having a body versus moving your body: Neural signatures of agency and body-ownership," *Neuropsychologia*, vol. 48, no. 9, pp. 2,740–2,749, 2010.