



Month-Long, In-Home Socially Assistive Robot for Children with Diverse Needs

Caitlyn Clabaugh^(✉), Shomik Jain, Balasubramanian Thiagarajan,
Zhonghao Shi, Leena Mathur, Kartik Mahajan, Gisele Ragusa,
and Maja Matarić

University of Southern California, Los Angeles, CA 90089, USA
{clabaugh,bthiagar,zhonghas,lmathur,kmahajan,
ragusa,mataric}@usc.edu, shomikja@gmail.com

Abstract. Socially assistive robotics (SAR) has the potential to close the gap between need and access to individualized, longitudinal support for children with autism spectrum disorders (ASD) that supplements and augments that of therapist, clinicians, and other caregivers. To this end, we developed a fully autonomous SAR system designed for month-long, in-home interventions with children with ASD. In this paper, we investigate a single case study with two siblings; one is typically developing and the other is affected by ASD. To better understand their help-seeking behaviors and engagement patterns, we define and analyze measures of participants' attentiveness. Our analysis shows that there are strong correlations between attentiveness and challenge level for both participants. We discuss how attentiveness can be used to optimize challenge level, detect help-seeking behaviors, and improve robot feedback for individuals with diverse needs.

1 Introduction

The Center for Disease Control estimates that approximately 1 in 59 children in the United States have been diagnosed with autism spectrum disorders (ASD), a constellation of developmental disorders characterized by delays and developmental difficulties in communication and social skills [1]. Regular therapeutic intervention significantly impact children on the autism spectrum [10]. For instance, occupational therapists deliver individualized lessons for developing turn-taking, perspective-taking, joint attention, and communication skills through play, storytelling, and engaging in social groups [15]. Though paramount, these services are not universally accessible nor equitably affordable [8].

Emerging research in socially assistive robotics (SAR) seeks to reduce the disparity between need and access to ASD therapeutic interventions with individualized human-robot interaction (HRI) to supplement and augment the work of clinicians and caregivers [6]. SAR for children with ASD holds great potential as a broadly replicable means for targeting, scaffolding, and tracking the development of critical social skills [12]. Specifically, SAR has been shown to effectively




Fig. 1. The in-home SAR system (left) and educational space-themed games (right).

mediate joint attention [11], increase interaction complexity [5], motivate users [7], and elicit social interaction [11].

However, many fundamental research challenges remain in enabling long-term, personalized SAR for children with ASD in real-world environments [12]. With these goals in mind, we developed and deployed a fully autonomous SAR system for month-long, in-home interventions with children with ASD. Building on our work in [4], we consider a single case study of the SAR system in the home of two siblings with diverse needs. In this paper, we define two nonverbal measures of human attentiveness to better understand participants’ help-seeking behaviors and engagement patterns. Our analysis shows strong correlations between both participants’ attentiveness and level of challenge. This work demonstrates the potential of applying attentiveness to SAR toward optimizing challenge level, detecting help-seeking behaviors, and improving robot feedback for individuals with diverse needs.

2 In-Home Socially Assistive Robot for Children with ASD

For this research, we specifically developed a SAR system to support long-term, in-home interventions with children with ASD. We designed the system shown in Fig. 1 to be simple, accessible, and secure. The child-robot interaction centers around a set of space-themed education games designed for ordering and sequencing skills and numeracy [2]. Throughout the intervention, children play the games on a touchscreen tablet while the Stewart-platform robot [13] named Kiwi provides verbal feedback with a set of affective behaviors.

The system records all touch interactions with the tablet. Additionally, at the top of the monitor, a USB camera records a frontal view of the participant

interacting with the system. For the convenience and safety of the participating families, the SAR system boots up and shuts down, halting all data recording, with one simple button. All equipment is provided and assembled by the research team at the start of a study. The only requirement from participants is a power outlet and sufficient physical space in the home.

2.1 Semi-Daily Interaction

We deployed the SAR system in the homes of the participating families for one month each. Child participants were encouraged but not required to interact with the system about five times per week. Since the SAR system is fully autonomous and we are interested in studying it in real-world in-home settings, it was left to the participants to choose when to begin and end sessions with the robot. Child participants were encouraged to play at least one of the games per session; the games are described below and are shown in Fig. 1.

1. **Pack Moon-rocks:** The player is instructed to drag 1–10 moon-rocks into a box.
2. **Select Galaxy:** The player is instructed to select the galaxy with more or fewer stars.
3. **Select Planet:** The player is instructed to select the planet with a particular number.
4. **Feed Space Pets:** The player is instructed to evenly divide a set of stars between two “alien pets”.
5. **Pets on Spaceship:** The player is instructed to drag numbered “alien pets” into a spaceship in increasing or decreasing order.
6. **Organize Moon-rocks:** The player is instructed to separate and organize moon-rocks based on sprite and number.
7. **Organize Space Objects:** The player is instructed to separate and organize various space-themed objects based on sprite and number.
8. **Pattern Matching:** The player is instructed to copy a pattern with the space objects provided.
9. **Pattern Completion:** The player is instructed to complete a pattern with the provided space objects.
10. **Identify the Alien Emotion:** The player is instructed to determine the emotion of one or more “alien friends” based on their facial expression.

Each of the above games has five difficulty levels; more challenging levels introduce math, add distracting elements onto the screen, or ask the child to keep track of multiple items (e.g., match the pattern based on the object and the number).

2.2 Single-Case Study of Siblings with Diverse Needs

The SAR system and educational games described above are designed for multiple long-term, in-home deployments. Given that children with ASD vary widely

in terms of need, our study follows a single-subject design such that each child participant serves as his/her own baseline [9]. Under the University of Southern California IRB study UP-16-00755, we collected data on child participants' semi-daily interactions, including a short questionnaire completed by their parents and/or guardians. We also conducted pre- and post- assessment using two math subtests from the Wechsler Individual Achievement Test Second Edition (WIAT-II), Numerical Operations and Math Reasoning [14], as well as a longitudinal assessment of each child participants' retention of the intervention context.

Our first case study was conducted in the home of a family with two dissimilarly affected siblings. The family consisted of one primary guardian with full-time employment and two sons (study participants). Child participant 1 (P1) was a 6 year old boy affected with ASD, and child participant 2 (P2) was a 5 year old typically developing (TD) boy. While dissimilarly affected and of slightly different ages, the two participants were in the same year at school. The child with ASD scored in the mild to moderate range of ASD. Developmental assessments for the ASD affected child indicated language skills of approximately a 2.5 to 3-year-old, and typical cognition and social- emotional skills of a 2-year-old. Accordingly, his primary areas of need were in communication and social behaviors. His TD sibling was performing essentially like typically developing 5-year-olds across developmental domains.

Without strict enforcement of the guidelines described in Sect. 2.1, we found that the participating family voluntarily adhered to the guidelines throughout the intervention of one month. Over that period, each child participant interacted with the SAR system a total of 18 times: on average, 8–9 min per day and 4–5 days per week. The siblings remained engaged throughout the intervention despite the fact that game difficulty was randomly selected in this pilot study. By randomizing the game difficulty, we were able to observe how each child reacted and performed at various challenge levels. In particular, we were interested in investigating the children's attentiveness to the SAR system (defined in Sect. 3, below) relative to game difficulty, performance, and help-seeking behavior.



Fig. 2. Participant's VFOA directed at the robot (left), tablet (center), and away (right)

3 Measures of Attentiveness

Visual focus of attention (VFOA), commonly classified using eye gaze and head pose, has been used as an important nonverbal cue related to attention and engagement in human-robot interaction (HRI) and human-computer interaction (HCI) research [3]. In this work, we build upon VFOA as an indicator of (1) attentiveness with respect to the SAR system and (2) potential help-seeking behaviors. Specifically, we define two measures of *attentiveness*: Continuous Focus (CF) and Transitions of Focus (TF).

Definition 1 – *Continuous Focus (CF)* is the length of time an individual’s VFOA is continuously directed toward a particular entity.

Definition 2 – *Transitions of Focus (TF)* are transitions in an individual’s VFOA between entities.

3.1 Annotating Visual Focus of Attention

During interaction, the system recorded video data (without audio) of the participant’s face and key game events such as game type and difficulty, robot dialogue and instruction, and the participant’s performance. Two human coders were used per video to annotate the child’s VFOA as directed at the (1) robot, (2) tablet, or (3) away (as shown in Fig. 2), and presence of other people in the environment (camera frame). Inter-rater reliability among annotators was measured using Fleiss’ kappa; a threshold of $k \geq 0.7$ was maintained for all videos.

We define CF as the length of time (in seconds) that a participant’s VFOA is continuously directed at the (1) robot, (2) tablet, or (3) away. Given that participants occasionally left the system for extended periods of time, we consider the median as the participant’s central tendency of CF. Additionally, we analyze participants’ TF, specifically the percentage of transitions that are (1) within-system and (2) outside-system. We define *within-system TF* as transitions

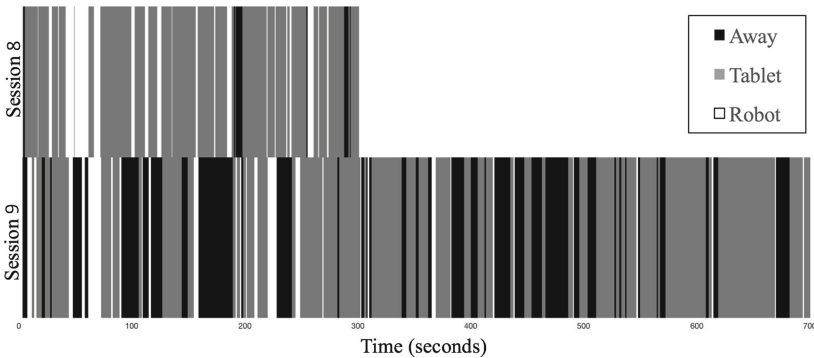


Fig. 3. Visualization of CF of P1 in sessions 8 and 9. CF “away” is greater in session 9 with the highest difficulty level than in session 8 with the lowest difficulty level.

between “robot” and “tablet”, and *outside-system TF* as transitions between “away” and the system (“robot” or “tablet”). We use these measures to indicate the participants’ attentiveness with respect to the SAR system and relate them to potential help-seeking behaviors, specifically examining longer intervals of CF “away” and increased outside-system TF.

3.2 Visualizing Continuous Focus

To introduce how we analyze these measures of attentiveness, we examine sessions 8 and 9 for P1. These were the only two sessions for P1 that the parent reported the child participant to be “Anxious”, “Frustrated”, “Tired”, and “Distracted” in a post-session questionnaire. We observed longer intervals of CF “away” and increased outside-system TF in session 9 than in session 8. This difference can be attributed to the difficulty level; session 8 was played at the lowest difficulty and session 9 was at the highest. In addition, despite playing twice as long in session 9 than in session 8, P1 completed half the amount of games in session 9 compared to session 8, and the game performance was significantly worse ($p < 0.001$).

When considering CF of P1 during these two sessions, we found the median was 1.64s for “away”, 8.45s for “tablet”, and 1.73s for “robot” in session 8, as compared to 4.11s “away”, 6.29s “tablet”, and 1.38s “robot” in session 9. Through a visualization of P1’s VFOA in Fig. 3, we observed longer intervals where CF was directed “away” in session 9 than in session 8.

3.3 Visualizing Transitions of Focus

When examining TF of P1 during the same two sessions, 8 and 9, we found that 78.0% were within-system and 22.0% were outside-system in session 8, as compared to 30.8% within-system and 62.2% outside-system in session 9. Through a visualization of P1’s TF in Fig. 4, we observed more outside-system TF in session 9 than in session 8.

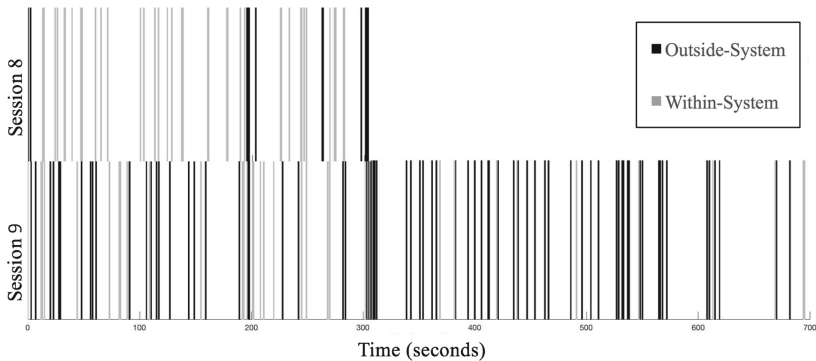


Fig. 4. Visualization of TF of P1 in sessions 8 and 9. Outside-System TF are greater in session 9 with the highest difficulty level than in session 8 with the lowest difficulty level.

3.4 Implications and Limitations

Our visual analysis of CF and TF indicates that the activities were possibly too challenging in session 9, wherein the child's CF "away" and outside-system TF increased as a result of seeking help from others in the environment. In contrast, the activities may have been too easy in session 8, so the child potentially became disengaged and turned off the system. This demonstrates the correlation between the measures of attentiveness and the game difficulty level, discussed further in the following section.

There are limitations to these measures because the video recording was only capturing the participant's face. For example, if the parent was standing behind the SAR system, it was possible for VFOA to be marked as "away" when the participant was receiving help from the parent and was still engaged with the game.

4 Analysis of Attentiveness

In the previous section, we considered the relationship between attentiveness and game difficulty through the specific examples of sessions 8 and 9 for P1. In this section, we our analysis on both participants' attentiveness measures over the multiple, repeated interactions. In particular, we observed (1) longer intervals of CF "away" and (2) more outside system TF in sessions with higher difficulty levels, likely as a result of the participants seeking help from others in the environment. We also found that the performance of both participants decreased as game difficulty increased. Our analysis shows the potential of applying attentiveness measures to the SAR system to inform game difficulty selection, detect help-seeking behaviors, and improve robot feedback.

4.1 Continuous Focus and Level of Difficulty

As shown in Fig. 5, we found a positive correlation between the game difficulty level and CF "away" (P1: $r_s = 0.70$, $p = 0.20$; P2: $r_s = 0.70$, $p = 0.20$). We postulate that difficulty level 3 had the lowest value for CF "away" because difficulty was selected randomly and level 3 was played the least. By excluding difficulty level 3, we found a perfect positive correlation between difficulty and CF "away" ($r_s = 1.00$) for both participants.

4.2 Transitions of Focus and Level of Difficulty

Our analysis also revealed a positive correlation between the game difficulty level and outside-system TF (P1: $r_s = 0.70$, $p = 0.20$; P2: $r_s = 0.70$, $p = 0.20$). As game difficulty increased, a larger percentage of TF were outside-system, compared to within-system, as depicted in Fig. 6. In sessions with higher difficulty, it is likely that the child's outside-system TF increased as a consequence of seeking help from others in the home environment. In fact, as also indicated in Fig. 6,

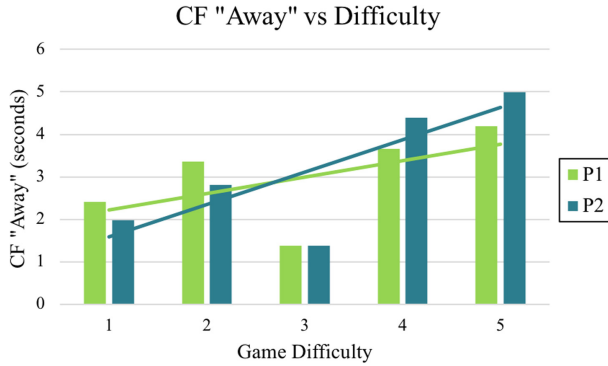


Fig. 5. CF “away” significantly increases with game difficulty for both participants (P1: $r_s = 0.70$, $p = 0.20$; P2: $r_s = 0.70$, $p = 0.20$).

the positive correlation between difficulty and outside-system TF is more pronounced when multiple people were present in the environment (P1: $r_s = 1.00$, $p = \text{undefined}$; P2: $r_s = 0.90$, $p = 0.02$).

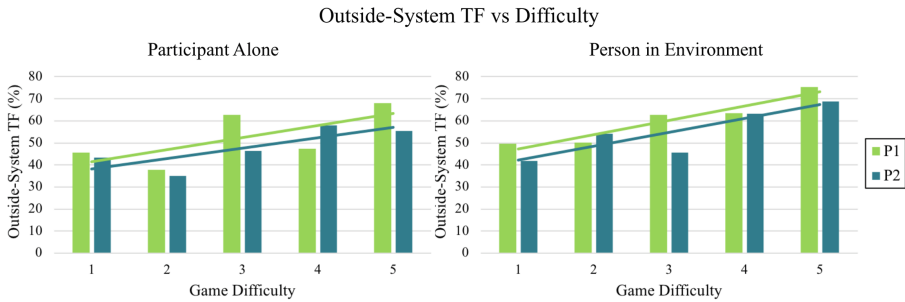


Fig. 6. Outside-system TF significantly increase with game difficulty (P1: $r_s = 0.70$, $p = 0.20$; P2: $r_s = 0.70$, $p = 0.20$) and are even higher when another person is present in the environment (P1: $r_s = 1.00$, $p = \text{undefined}$; P2: $r_s = 0.90$, $p = 0.02$).

4.3 Attentiveness as an Indicator of Need

There were no statistically significant differences between P1 and P2 for either measure of attentiveness ($p > 0.05$). Relative to CF, we found that the two participants sustained attention on each VFOA category for similar lengths of time. Additionally, P1 and P2 had comparable percentages of outside-system versus within-system TF. These findings indicate that both participants, whether affected with ASD or TD, demonstrated consistent nonverbal cues for attention.

Relative to performance, there was a negative correlation between the game difficulty level and number of games successfully completed for both participants (P1: $r_s = -0.90$, $p = 0.02$; P2: $r_s = -0.90$, $p = 0.02$). However, TD P2 answered

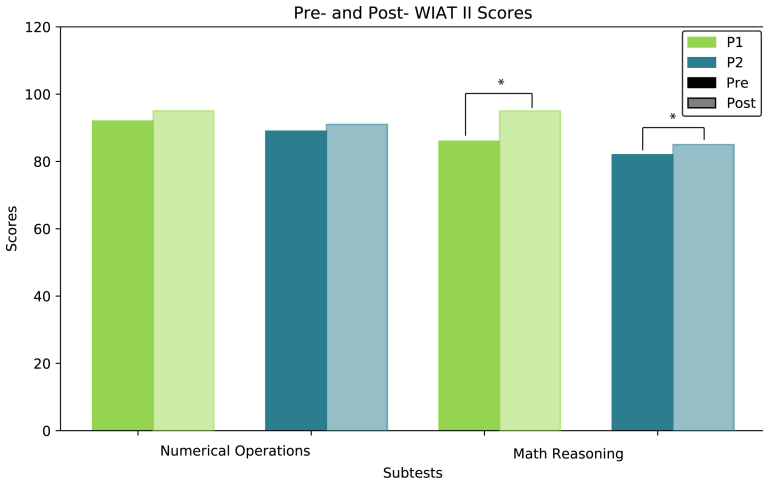


Fig. 7. Both participants showed learning gains according to a pre-/post-intervention assessment that used the WIAT II numerical operations and math reasoning subtests. We found that both participants’ math reasoning skills improved significantly ($*p < 0.05$).

correctly on the first attempt significantly more frequently ($p < 0.05$) and made fewer mistakes ($p < 0.05$) than his sibling with ASD, P1. This indicates that P1 may have needed more intermediate feedback.

By conducting a pre- and post- assessment using the WIAT II, we found that both participants’ numerical operation skills improved and math reasoning skills significantly improved, as shown in Fig. 7. When both participants were assessed for retention of game knowledge 30 days after the close of the intervention, the child with typical development, P2, retained a greater amount of knowledge from the intervention (87.4%) than his sibling with ASD, P1 (64.9%).

Together, this evidence indicates that P1 and P2 may have differences in need. More specifically, P1 may benefit from more intermediate assistance and feedback. For both participants, we observed longer intervals of CF “away” and more outside-system TF in sessions with higher difficulty. This indicates that both participant exhibited similar help-seeking behaviors; P1 exhibited these with a higher frequency as he was in need of more assistance. The application of measures of attentiveness to the SAR system could inform difficulty selection and intermediate feedback, personalized to each participant’s unique needs.

5 Conclusion and Future Work

We developed a fully autonomous SAR system deployed in a real-world home for 30 days with two siblings: one child with ASD and the other typically developing. Using a single case study approach, our research shows the potential and desir-

ability of applying multimodal features to select the appropriate game difficulty level, detect help-seeking behaviors, and improve robot feedback.

We defined two measures of attentiveness and analyzed how they relate to game difficulty and performance per participant. In future work, we plan to utilize multimodal features to detect help-seeking behaviors and incorporate a machine learning model in the SAR system that could offer intermediate support to participants while games are in progress. Additionally, to further enable personalization and long-term adaptation of the SAR system, we are developing reinforcement learning algorithms to adapt the game difficulty level and feedback to each participant's individual needs. Our implementation seeks to maximize game difficulty while minimizing the probability that a user will make mistakes. These computational approaches to multimodal, long-term adaptation could enable SAR to better support and understand the complex challenges facing individuals with special needs.

Another important insight from our work is the multi-party nature of real-world, in-home environments. Of the entire month-long intervention, only 50.8% of sessions for P1 and 61.5% for P2 were purely dyadic. Thus, it is insufficient to restrict research applications of SAR to purely dyadic interaction or isolate them into highly-controlled laboratory settings. The long-term family-situated nature of this research pushes the boundaries of SAR, HRI, and broader robotics research.

Additionally, we found that after the first week of interaction, the participants' parent became comfortable with leaving the child participants to interact more independently with the SAR system. The parent identified this as a potential benefit: freeing time to focus on other tasks while the child remained socially and educationally engaged. Both child participants also responded that they would like the robot to stay longer; one said: "I want Kiwi to stay for three years!".

In summary, this work built upon visual focus of attention research to define two nonverbal measures of attentiveness, and showed how these measures relate to engagement and help-seeking in the context of a month-long, in-home, fully autonomous SAR intervention for a child with ASD and his typically developing brother. As we look forward to conducting many more long-term studies with our SAR system, we believe that, especially in the context of autism spectrum disorders, the single case study approach ensures that each participating family's data receives deep analysis and attention, in order to design SAR systems that can adapt to the unique particularities of each user and family.

Acknowledgements. This research was supported by National Science Foundation grant IIS-1139148.

Disclosure. Co-author Maja Matarić is co-founder and chief science officer of Embodied, Inc.

References

1. Baio, J., Wiggins, L., Christensen, D.L., Maenner, M.J., Daniels, J., Warren, Z., Kurzius-Spencer, M., Zahorodny, W., Rosenberg, C.R., White, T., et al.: Prevalence of autism spectrum disorder among children aged 8 years-autism and developmental disabilities monitoring network, 11 sites, united states, 2014. *MMWR Surveill. Summ.* **67**(6), 1 (2018)
2. Clabaugh, C., Ragusa, G., Sha, F., Matarić, M.J.: Designing a socially assistive robot for personalized number concepts learning in preschool children. In: Joint IEEE International Conference on Development and Learning and Epigenetic Robotics (ICDL-EpiRob), pp. 314–319. IEEE (2015)
3. Clabaugh, C., Ram, T., Matarić, M.J.: Estimating visual focus of attention in dyadic human-robot interaction for planar tasks. In: International Conference on Social Robotics (2015)
4. Clabaugh, C., Becerra, D., Deng, E., Ragusa, G., Matarić, M.J.: Month-long, in-home case study of a socially assistive robot for children with autism spectrum disorder. In: Companion of the 2018 ACM/IEEE International Conference on Human-Robot Interaction, pp. 87–88. ACM (2018)
5. Dautenhahn, K.: Robots as social actors: Aurora and the case of autism. In: Proceedings CT99, The Third International Cognitive Technology Conference, August, San Francisco, vol. 359, p. 374 (1999)
6. Feil-Seifer, D., Matarić, M.J.: Defining socially assistive robotics. In: 9th International Conference on Rehabilitation Robotics, ICORR 2005, pp. 465–468. IEEE (2005)
7. Kim, E.S., Berkovits, L.D., Bernier, E.P., Leyzberg, D., Shic, F., Paul, R., Scassellati, B.: Social robots as embedded reinforcers of social behavior in children with autism. *J. Autism Dev. Disord.* **43**(5), 1038–1049 (2013)
8. Lavelle, T.A., Weinstein, M.C., Newhouse, J.P., Munir, K., Kuhlthau, K.A., Prosser, L.A.: Economic burden of childhood autism spectrum disorders. *Pediatrics* **133**(3), e520–e529 (2014)
9. Odom, S.L., Brown, W.H., Frey, T., Karasu, N., Lee Smith-Canter, L., Strain, P.S.: Evidence-based practices for young children with autism: contributions for single-subject design research. *Focus Autism. Dev. Dis.* **18**(3), 166–175 (2003)
10. Ospina, M.B., Seida, J.K., Clark, B., Karkhaneh, M., Hartling, L., Tjosvold, L., Vandermeer, B., Smith, V.: Behavioural and developmental interventions for autism spectrum disorder: a clinical systematic review. *PloS One* **3**(11), e3755 (2008)
11. Robins, B., Dautenhahn, K., Te Boekhorst, R., Billard, A.: Robotic assistants in therapy and education of children with autism: can a small humanoid robot help encourage social interaction skills? *Univ. Access Inf. Soc.* **4**(2), 105–120 (2005)
12. Scassellati, B., Admoni, H., Matarić, M.: Robots for use in autism research. *Annu. Rev. Biomed. Eng.* **14**, 275–294 (2012)
13. Short, E., Short, D., Fu, Y., Matarić, M.J.: Sprite: Stewart platform robot for interactive tabletop engagement, Tech. rep., Department of Computer Science, University of Southern California (2017)
14. Wechsler, D.: Wechsler Preschool and Primary Scale of Intelligence, 2nd edn. Psychological Corporation, San Antonio (1989)
15. White, S.W., Keonig, K., Scahill, L.: Social skills development in children with autism spectrum disorders: a review of the intervention research. *J. Autism Dev. Disord.* **37**(10), 1858–1868 (2007)