

Hands-off Robotics for Post-Stroke Arm Rehabilitation

Jon Eriksson and Maja J. Matarić
Computer Science Department
University of Southern California
941 West 37th Place, Mailcode 0781
Los Angeles, CA 90089-0781
{jonerik | mataric @ robotics.usc.edu}

Abstract

This paper describes the design of an autonomous assistant mobile robot prototype. The robot helps post-stroke patients during their rehabilitation by encouraging, reminding, supervising and informing.

In post-stroke rehabilitation, the speed of recovery of motor disability greatly depends on the patient's amount of exercise and use of the stroke-affected limb. However, there are often not sufficient resources available since the patients need to be supervised by trained professionals.

The robot is equipped with a laser, camera and sonars and is able to monitor the patients arm with a wearable IMU that registers and transmits motion data. Our experiments show that post-stroke patients are positive to this approach and that a more animated robot behavior is perceived as more nice and encouraging.

Contents

1	Introduction	1
1.1	Aim	1
1.2	Background	1
1.2.1	Post-stroke rehabilitation	1
1.2.2	Hands-off robotics	2
1.3	Approach	2
1.4	Delimitations	3
1.5	Evaluation	3
1.6	Summary	3
1.7	Paper Structure	4
2	Theory	5
2.1	Robotics	5
2.1.1	Introduction	5
2.1.2	Input	5
2.1.3	Output	6
2.1.4	Control Architecture	7
2.2	Post-Stroke Rehabilitation	8
2.2.1	What is Stroke	8
2.2.2	Consequences of Stroke	9
2.2.3	Post-Stroke Rehabilitation	9
3	Related Work	10
3.1	Introduction	10
3.2	Post-stroke Rehabilitation	10
3.3	Rehabilitation Robotics	11
3.4	Service robots	11
3.5	Human-Robot Interaction	12
3.6	Summary	13
4	Analysis	14
4.1	Introduction	14
4.2	Post-stroke rehabilitation goals	15
4.3	Navigation goals	16

4.4	Interaction goals	16
4.5	Delimitations and assumptions	17
4.6	Methodology	17
4.7	Evaluation	17
4.8	Summary	18
5	Implementation	19
5.1	Introduction	19
5.2	Design Decisions	19
5.2.1	Sensor Requirements	19
5.2.2	Communication Requirements	20
5.2.3	Hardware	21
5.2.4	Software	21
5.3	Finding and Following Person	23
5.4	Monitoring Arm Movement	24
5.5	Interaction	24
5.6	Behaviors	25
5.6.1	Wait and See	26
5.6.2	Trigger	26
5.6.3	Find Person	27
5.6.4	Avoid Obstacles	27
5.6.5	Interaction	27
5.6.6	Move in Position	28
5.6.7	Approach Person	28
5.6.8	Keep Distance	28
5.6.9	Track Person	29
5.6.10	Monitor Arm Activity Person	29
5.6.11	Turn to Person	29
5.6.12	Make Turn	29
5.6.13	Stop and Leave	29
5.6.14	Return	29
5.7	Example Run	30
5.8	Summary	30
6	Evaluation	31
6.1	Introduction	31
6.2	Methodology	31
6.2.1	Introduction	31
6.2.2	Overview	32
6.2.3	Activities	32
6.2.4	Variables	32
6.2.5	Experiments	33
6.2.6	Robotalties	34
6.3	Results	34

6.3.1	Activity	34
6.3.2	Questions	36
6.3.3	Comments	37
6.4	Analysis of Results	38
6.4.1	Arm Motion	38
6.4.2	Voices	38
6.4.3	Questionnaires	39
6.4.4	Observations	39
6.5	Error factors	40
6.6	Summary	40
7	Conclusions	42
7.1	Summary	42
7.2	Discussion and future work	44
	References	45
	A Questionnaire	49
	B Information for subjects	54

Chapter 1

Introduction

1.1 Aim

This project aims to design and develop an autonomous assistant mobile robot that can help post-stroke patients with arm disabilities during their rehabilitation. By encouraging them to use their disabled arm and monitoring their progress, the robot can provide support and motivation when conventional physical therapy is not suitable or available. We believe that the use of a robot may increase the chance of recovery and general well-being of these patients. We aim to develop novel human-robot interaction techniques on a mobile robot and test it with actual post-stroke patients to provide a ground for future work in this niche.

1.2 Background

Stroke is a major cause of neurological disability. The number of strokes only in the United States is estimated to be more than 700,000 every year[1]. Many of the ones affected are left with some kind of motor disability. The costs for society are growing, and they comprise both medical costs and indirect costs due to lost productivity. With an aging population the number of strokes is predicted to increase so more cost-effective rehabilitation needs to be developed. This project strives to present an approach to this problem by offering a complement to conventional physical therapy.

1.2.1 Post-stroke rehabilitation

A person who has suffered a stroke often loses some movement ability. The severity of the disability depends on the location and size of the brain damage. Through the use and training of the affected limbs this disability can be reduced and it is possible to regain movement that was lost because of the stroke, and in post-stroke rehabilitation, the speed of recovery greatly depends on the patient's amount of exercise of the stroke-affected limb. Normally, the rehabilitation requires supervision of trained professionals, but lack of resources limits the amount of time and money spent on the recovery process.

This robot is not intended to replace professional nurses who have training and experience, but is thought of as a complement in post-stroke rehabilitation. It is cheap to use and saves time, which contributes to a very cost-effective addition to the set of tools that physical therapists may use.

1.2.2 Hands-off robotics

In rehabilitation robotics, the focus has traditionally been on constructing various devices or machines in which patients perform exercises while the machine measures how much pressure one can apply and other variables that monitors progress. All equipment of this kind relies on physical contact between the machine and human being, and that turns out to be a problem since the patient's security becomes an important issue, which may delay development substantially.

Hence, in this project we have tried to satisfy goals in post-stroke rehabilitation through the use of only hands-off human-robot interaction techniques and so will not depend on any physical contact between the robot and patient.

1.3 Approach

The approach involves the development of a safe, user-friendly, and affordable mobile robot that is capable of following the patient in the home, monitoring the use of the stroke-affected limb, ascertaining progress, and providing encouragement, guidance, and reminders to the patient. The rehabilitation is based on an already validated therapy method, which constrains the patient's use of the healthy limb, in order to encourage the use and thus recovery of function in the stroke-affected limb. This process of regaining lost movement can be very frustrating and is cumbersome for the patient. Furthermore, it normally requires professional supervision and thus results in high costs for society.

We want to develop a robot that provides encouragement, reminders and support in the patient's home environment. It monitors the patient performing activities using the affected arm, and it keeps track of rehabilitation progress which it subsequently reports to the physical therapist. The robot tracks and follows the patient around, but leaves when asked to. It is important that the robot is designed so that is not perceived as annoying; the patient will then only turn it off. The robot can monitor the arm movement through a small device put on the patient's forearm, similarly as wearing a wristwatch. Depending on whether the patient is currently using the affected arm, the robot behaves and responds in different ways. For instance, if it detects that the patient's affected arm has not been active for some period, it may gently remind the patient of suitable activities to perform with the affected arm instead of the healthy one.

What we are trying to achieve with this project, is to improve the quality of life of this population. This implies partly helping them to improve their health, but if the robot can make their rehabilitation process easier to endure only by providing advice and support, that is an equally important goal.

1.4 Delimitations

While a long-term goal of this research is to have a service robot created and deployed in homes of people who have suffered from a stroke, this project only aims at resulting in a prototype. It will only be tested and run in a controlled lab environment and not faced with the various issues of putting it in a real home. Long-term deployment of a robot faces other issues as well, such as continuous power supply, but that is outside of the scope of this project.

1.5 Evaluation

We performed experiments on actual post-stroke patients. Since this robot only served as a prototype, we could safely only conduct experiments in controlled lab environments. Furthermore, performing experiments on the entire system requires sufficient time to actually recognize any difference in rehabilitation progress. Lacking that, we chose to perform experiments on parts of the system that were suitable for testing. Among the things that were evaluated was what kind of robot personality or behavior that induces a desirable patient behavior. Essentially, we investigated what makes the patients use and activate their affected arms. We tried different voices, movements, and levels of patience. We also asked the participating patients to fill out a form with questions regarding their opinions and feelings about using a robot system like this one in their rehabilitation.

The results are positive, the robot was generally well-received and we got much encouragement to continue the development of the system. Probably this population will welcome anything that may improve their movement ability or make the rehabilitation easier to endure. They have also experienced the efforts of using their affected limbs while at home without supervision and realize the benefits of encouragement and reminders.

1.6 Summary

We are facing rising costs for post-stroke rehabilitation, due to an aging population. Thus, we are forced to look for novel methods and alternatives to conventional physical therapy. Traditional rehabilitation robotics for post-stroke patients is limited to machines that depend on physical contact, which results in costlier development due to considerations for patients' security.

The robot we have developed reduces the need for professional supervision and speeds up recovery through the use of hands-off human-robot interaction. By providing a safe, user-friendly and affordable mobile robot as a complement to conventional physical therapy, the chance of returning to an ordinary life and general well-being of post-stroke patients increases.

1.7 Paper Structure

This paper is organized as follows:

CHAPTER 2, THEORY, presents a short introduction to robotics and post-stroke rehabilitation research.

CHAPTER 3, RELATED WORK, describes what has been done within post-stroke rehabilitation and rehabilitation robotics before and how we, in this project, approach the problem in relation to those projects.

CHAPTER 4, ANALYSIS, presents how the problem was analyzed and the resulting conclusions. The desired functionality of the final robot is discussed.

CHAPTER 5, IMPLEMENTATION, describes what design decisions were made and then how the system finally was implemented.

CHAPTER 6, EVALUATION, provides details on how the system was evaluated and presents the experiments, results and analysis.

CHAPTER 7, CONCLUSIONS, recapitulates the paper and summarizes the results and conclusions.

Chapter 2

Theory

2.1 Robotics

2.1.1 Introduction

Real robots are not like the ones portrayed in movies; they are often very different from what people expect. We are constantly learning that simple tasks, natural for humans, are extremely complex for robots. For example, what a robot sees is only a collection of colors and points; it has no understanding of what it sees. To make a robot understand what it hears is also very difficult. These are just some reasons why the robot cannot interact with people very easily.

In the following sections, we will present some technologies that were used in this project. In the first section, we discuss different sensors that one can let a robot use to gain information about the world. Then, the ways to affect to the surrounding environment we let the robot use, are presented. As we use a hands-off approach, none of these requires any physical interaction between the patient and the robot. In the ensuing section, robot control architectures are described, specifically behavior-based control.

2.1.2 Input

To gain information about its environment, various sensors are put on a robot. There are many different sensors available, with varying accuracy and costs, but here we discuss only the ones used in this project.

Sonar array:

Sonar sensors are very common sensors on robots and they work by transmitting ultrasonic sound waves and measuring the time it takes for the echo to return after it has bounced on some surface. They are often put in circular arrays around the robot, to provide distance measurements in all directions. Sonar sensors are not very accurate because different sensors can interfere with

each another and there are requirements on the ranges in which they can operate.

Laser scanner: Laser scanners work in a similar fashion as sonar sensors. By emitting a laser beam and measuring the time of flight to return, a very accurate distance measure is obtained. Unlike sonars, that have a very wide field of view, the laser beam is also very thin. By sequentially directing the laser beam in different directions with a rotating mirror, one can achieve a very resolution. Such a scan is performed many times per second, but only results in depth information along one plane.

Computer vision: By putting a camera on the robot, very detailed information about the environment is obtained. The problem is that analyzing this information is very difficult. Some tasks can be performed in real time, such as segmenting out similarly-colored regions or edge detection. Using two cameras and stereo vision algorithms, depth information can also be extracted. In this project, we use a camera mainly to find and track colored bands worn by people, thus using color area segmentation and tracking.

Inertial measurement units: An IMU, when used in robotics, normally serves another purpose than it did in this project. Inside them, gyroscopes, accelerometers and magnetometers are used to calculate information about position and orientation of the devices. A robot can use it to compare with other, thus producing more accurate estimations of its position and orientation. Here we use an IMU to monitor the orientation the a person's arm and its movement. It provides relatively accurate measurements, but needs a way to transmit the information to the robot, for instance through a wireless network.

2.1.3 Output

There are several ways for a robot to communicate and interact with its environment, but certainly not as many as humans possess. These are the approaches we use to make the robot show its intentions.

Speech: There are several ways to make the robot speak. Either one can use *text-to-speech* (TTS) software or use prerecorded phrases. There are advantages and disadvantages with both of these approaches. TTS-software, such as *Festival*[2], completely synthesizes words and sentences,

thus it sounds very robotic, but provides flexibility and can produce new phrases on the fly. On the other hand, by recording speech in advance, one has the choice of more and more realistic voices. However, every possible phrase that the robot needs to say must be prerecorded, thus one has not the same flexibility. The choice entirely depends on the circumstances and in this project we use both approaches.

Body movement: Using one's face and body for communication is a highly human trait. It does not, however, prevent the application of body movement on robots as it has been demonstrated[3]. A robot can spin around in happiness or wiggle back and forth as a human would shake the head. Whether these signals actually work and are intuitive, is something that we have been exploring in this project.

Sound effects: The range of sounds that a robot can produce is only limited by what can be digitally produced. This, for once, extends the capabilities of humans as the robot can play anything from classical operas to car horns to a dog barking. This fact results in interesting opportunities for human-robot interaction, as the robot may play the patient's favorite music as encouragement or show emotions with various animal sounds.

Behavior: There is an opportunity to alter the robot behavior to represent different moods or personalities. The robot may be jovial or strict, uncaring or cautious, encouraging or indifferent, and may use all of its other communication channels to indicate that. This has been one major interesting research question in this project.

2.1.4 Control Architecture

Introduction

There are many ways to control and program a robot. For instance, there is the reactive control, where a robot senses its environment and immediately reacts to it. It does not keep a memory of what it has sensed or where it has been, but acts in a manner similar to some animals, thus the behavior may be limited for many environments. Another kind of control program design is the planning paradigm. Here the robot's computer takes in all available sensor data and with stored information and knowledge, it plans ahead what to do and how to react in future situations. This paradigm suffers from problems with inaccuracy in sensor data and inadequate

understanding of the environment. In dynamic environments, this makes predictions of the surroundings not sufficiently satisfactory and thus results in deficient planning.

Behavior-Based Control

Behavior-based robotics tries to handle the problems with controlling a robot, by introducing small units of control program that run concurrently. Every such unit of control program is called a behavior, and usually takes care of a small part of the complete system. The behaviors need to be connected in some way; they need a way to communicate, interact, get sensor information and transmit commands to robot components. One such architecture is the subsumption architecture, devised by Arkin[4]. In this architecture, behaviors act on different levels. On a lower level there are programs that react quickly to the sensor data, and which may be compared to human reflexes. If suddenly, an object appears in front of the robot, these low-level behavioral units can lock the motors and make the robot stop quickly. When no object is obstructing the way, higher levels of behavior are running and can produce more complex behavior.

Pre- and Postconditions

Additions to the subsumption architecture were constructed by Nicolescu[5] and Matarić[6]. To connect behaviors so that they may run sequentially, the concept of pre- and post-condition was conceived. Every behavior is equipped with a set of conditions that govern the execution of each individual behavior. A simple example would be the stopping behavior introduced in the previous paragraph. The precondition may be that an object is within some short distance in front of the robot. Thus, when the precondition is satisfied, the behavior is started. Its postcondition may be that the robot's speed is zero. That, in turn, may cause another behavior to start, for instance, a back up-behavior.

2.2 Post-Stroke Rehabilitation

2.2.1 What is Stroke

Stroke occurs when a blood vessel in the brain is blocked or breaks, thus stopping blood flow in the neighboring area. When this occurs, brain cells in the immediate area and those supplied by the vessel can die within minutes to a few hours after the stroke. When these brain cells die, the functions they controlled, such as speech, movement, and memory, are lost. What is affected generally depends on where in the brain the stroke occurred. The size of the damaged part of the brain determines the severity of the resulting disability.

2.2.2 Consequences of Stroke

The post-stroke disability results in that previously easily performed tasks become very difficult or impossible. Some patients respond to this new situation by learning to perform the tasks with the unaffected limb. The brain is remarkable in that it can "rewire" the neural pathways that once controlled the lost abilities through training. It is thus possible to regain some or all of the lost abilities through practice during the few weeks and months after the stroke. The brain can only adjust during a critical period after the stroke. Training during this period is cumbersome, but necessary to improve and regain lost abilities.

2.2.3 Post-Stroke Rehabilitation

The post-stroke patients targeted with this project are ones with disability in an arm or a hand. Their training includes performing certain common tasks, such as setting the table, brushing the teeth, etc.

One growing area within the field of post-stroke rehabilitation research is so-called constraint-induced movement therapy (CI-therapy). The objective is to encourage the use and training of the affected limb by constraining the movement of the unaffected and working limb. Through activity in the disabled limbs, one can eventually regain movement ability and capacity. However, a normal post-stroke reaction is learning to perform tasks with the unaffected limbs instead, thus keeping the disability.

An example of how the constraint-induced movement therapy works is the use of a mitt. The patient wears a mitt, a specially designed glove, to prevent the use of the unaffected limb. Thus, use of the affected limb is induced. The mitt can also record how much time it has been used. The patients should wear it when they are at home, and according to their behavioral contract, they should preferably wear it 90 percent of the time awake.

In the initial phase of post-stroke training, a so-called behavioral contract is established and signed. The contract states various activities that the patient commits to performing with the affected limb every day. Patients also keep a diary of what activities have been performed and how much of each one of them. Not seldomly are there differences between what is written in the behavioral contract and what actually is done. In the beginning of training, these tasks are not too hard. But as the training progresses, and depending on the patient's individual progress, more difficult tasks are assigned in this homework.

Chapter 3

Related Work

3.1 Introduction

We have taken a different approach than rehabilitation robotics projects traditionally do. Instead of physically aiding the patient we strive to establish a relationship between the robot and human. The robot is thought to give support and encouragement, but we do not yet know the limitations of what a robot can provide. Hopefully, this project reveals some insights regarding this matter. Due to the nature of this projects, it stretches over several very different research fields. This crossing between research areas, cultures and paradigms allows the development of very exciting research. In this chapter, the previous research within these related field is presented, as well as explanations of how this project relates to that research.

In the first section, the current state of post-stroke rehabilitation research is described. After that, some related projects in rehabilitation robotics that deal with post-stroke rehabilitation are presented. In the following section, service robots in general are discussed. Then the research field of Human-Robot Interaction is presented and finally comes a summary of the chapter and how what was found in previous research affected our problem description and understanding.

3.2 Post-stroke Rehabilitation

Because of an increasing older population and predictions of an increasing number of strokes[1], much effort has been made during the past decade to improve post-stroke rehabilitation.

In the *EXCITE*[7] project, constraint-induced therapy is used in a system with diary keeping and homework assignments, combined with supervised training, to alter the behavior of the post-stroke patients. However, there are compliance issues and while the patients are motivated, the training is often demanding and tiresome.

The results of the rehabilitation strongly depend on the quantity of exercise and use of the affected limbs. With constant supervision and encouraging being the most desirable and effective, it is not a realistic alternative. A project that aims

to automate some of the tasks connected with post-stroke rehabilitation is *Virtual Trainer*[8] where a computer-animated humanoid instructs patients how to perform rehabilitation exercises.

In our project we try to use techniques developed by physical therapists in post-stroke rehabilitation projects, but instead of having actual physical therapists aiding patients during training, we investigate whether it is possible to implement similar techniques with a mobile rehabilitation robot. Cost-effectiveness is the main argument but there may also be other benefits from this approach. With a mobile robot, the patient is much freer in the rehabilitation. They need not come to the training facilities as often or go to the computer; the robot follows them around.

3.3 Rehabilitation Robotics

There are some rehabilitation robotics projects that have been aimed at post-stroke rehabilitation. At Stanford, a robot-assisted arm therapy workstation has been developed[9] in which patients can train their upper limbs and evaluate the performance. At MIT, a similar device which also depend on hands-on robotic technology[10] is developed. There are a number of similar ideas being investigated[11, 12, 13]. In general, these are mechanical tools with which one can perform a number of exercises, while sensors measure forces and a computer monitors progress, strength and other variables. Their results suggest that using a mechanical assistive guide seems to be sufficient for enhancing movement recovery but that it not necessary. It appears as though it is the repetitive motion that is the primary stimulus to arm movement recovery.

The problem we see is that these devices all depend on physical contact between the patient and the robot. This point immediately raises questions regarding safety, which generally prolongs the time before the systems can actually be put in use in an uncontrolled environment. Thus, with a mobile robotic system that does not depend on physical contact, we think a future employment in home environment is more realistic. Moreover, mechanical devices like the ones described above are designed for controlled exercises. A problem in post-stroke rehabilitation is that exercises often are not performed, since using an affected limb when movement ability is reduced can be very cumbersome and boring. By focusing on regular activities or tasks that the patient will perform in their day-to-day life, we believe that these activities have a higher probability of being performed, since it is easier to see the benefits of those than just plain exercises.

3.4 Service robots

Service robots have featured in many movies and science fiction literature. They are probably close to what the popular view of robotics is. The current state of research is a long way from what special effects makers in Hollywood can produce, but there is clearly a future need for domestic servants. One niche for service robots is to

target the elderly, who may have memory problems or may need other help that a robot possibly could satisfy. The Nursebot project at CMU[14, 15, 16, 17, 18] tries to address many of these problems. The Nursebot is a mobile robotic assistant for nurses and elderly residents in assisted living facilities, that autonomously provides reminders and guidance. This project states uniformly positive responses from the elderly, but notes that there is a need for techniques that can cope with individual differences. Another similar project is the Care-O-Bot[19, 20], where the target population also is the elderly and the motivation the same: the number of old people, and accordingly people with illnesses and restricted capabilities, is growing and with it, the costs for care. While our robot should fall in the service robot category, it is not as widely applicable as a regular service robot. Our niche is post-stroke patients and the robot will only be used during rehabilitation. By targeting only this group we can customize the robot's behavior and enable functionality that would not be possible with a service robot for wider use. Because the set of contexts in which it operates is much smaller, interaction between the patient and robot becomes easier.

3.5 Human-Robot Interaction

Research shows that pet ownership increases health and emotional well-being of elderly[21]. Moreover, it has been demonstrated that people often attribute animal or human characteristics to robot pets[22]. In fact, people seem to attribute mental state and intentions to all sorts of technology with sufficient complexity. Thus, one simple reason to try our idea is that patients may attribute human or animal characteristics to the robot and then only the presence of this pet-like robot in their environment may have a positive effect on their health. Furthermore, it is probably more pleasant to interact with something one is familiar with, so we want to establish the robot as a sort of companion. To accomplish this goal the robot needs to be equipped with ways of expressing itself and its intentions.

When speaking of social robots, Breazeal[23] introduced four subclasses that differ in the way they interact with people. *Sociable robots* are described as socially participating creatures with their own internal goals and motivations. The robot we strive to create lies within the *socially responsive* category. The robot exists with the purpose of helping the patient, but adapts and learns from humans it interacts with.

It should be remembered that human-robot interaction is fundamentally different than human-human interaction, thus when designing the robot one should not only aim to imitate humans, but also use the unique capabilities that a robot possesses. With the mobile robot toy *Roball*[24, 25], Michaud seeks new ways of interacting with children. Thus, robots does not need to behave like humans; robots are different and we should see the advantages of that fact.

To achieve our goals we planned to use different types of interaction schemas or personalities, such as active, passive, serious and jovial. These would then be evaluated with respect to both the patients' progress and their opinion of the robot.

Kiesler and Goetz[18] finds that a serious robot induced more compliance than a playful and enjoyable robot on their task. Somehow that was contrary to our initial beliefs, but it was something that we would investigate in our domain.

A socially intelligent robot needs to be able to convey basic emotions. Though it does not possess the capability of facial expressions, there are other techniques such as speech and body language available. Nicolescu[3] makes a robot use body language to ask humans for help when it cannot by itself solve a problem.

3.6 Summary

As seen in this chapter, this project overlaps several different research areas and can potentially contribute to all of them.

Previous post-stroke therapy research provides goals that we want to satisfy and approaches we can use when designing and developing the robot. Previous projects in rehabilitation robotics have suggested that using technology in assistive domains may be possible and necessary in the future. The point being is that it is not the technology per se, but the patients' induced motion behavior, that stimulates improved movement recovery. Although our approach is different, the goal is the same: to create technology that helps people.

Safety and robustness are two very important issues that must be taken into account when developing mobile assistant robots. Projects aimed at developing service robots have already tried to put robots in living environments. They report positive reception among elderly populations, but state that the technology needs to be adapted to the different individuals and their unique needs.

The approach we use poses many human-robot interaction challenges. Speech recognition and machine vision is not developed enough to make robots able to interact with humans intuitively and naturally. In addition, many other cues, such as body language and facial expressions are used in human communication and interaction, so there remains even more challenges. However, we need to not only focus on making the robot as human-like as possible but should also focus on embracing the diverse capabilities of a robot.

This project tackles a rehabilitation robotics problem with approaches from service robot projects and human-robot interaction to improve post-stroke rehabilitation. We see great potential within this new niche, because it overlaps various distinct research areas and thus can assimilate many different view and ideas.

Chapter 4

Analysis

4.1 Introduction

Here we present our analysis of the problem and what the conclusions of that analysis are. We present a set of goals and explain why we chose those goals. Essentially, we needed to find out what the robot should be able to do. We wanted to explore what we can do to make the lives of post-stroke patients better, whether it means making the rehabilitation time shorter or providing support during a difficult period. Would the robot be a local manifestation of the physical therapist, a kind of tele-presence, or would it be perceived as a totally separate social entity and if so, which human attributes were desirable to imitate and which would in the end really be perceived.

We set up goals for the development of different system parts. There were requirements on the navigation; for instance, the robot needed to navigate safely without hitting obstacles. We needed ideas and requests from physical therapists who work with post-stroke patients in their daily life. The robot also needed to understand, to some extent, its environment. It must be able to find out where the patient is and what activity is being performed.

Another challenge was the human-robot interaction. The robot must be able to communicate its intentions to the patient and give feedback on activity and use. Moreover, the robot should adapt to the patient and the environment. There should be some kind of relationship between the patient and robot.

In the first part of this chapter, conclusions from interviews and discussions with physical therapists are presented as post-stroke rehabilitation goals. These are objectives that should be the base when designing the robot behavior. Next, navigation requirements and goals are discussed. After that, the fundamental human-robot interaction goals are described, followed by a discussion about how to evaluate the finished system. Then delimitations are presented and finally a summary over the chapter.

4.2 Post-stroke rehabilitation goals

To find out what functionality was needed to fulfill the requirements of post-stroke rehabilitation, we worked with Dr. Carolee J. Winstein, co-principal investigator of the EXCITE project[7], a recent post-stroke rehabilitation research project, and with Michelle Prettyman, project coordinator of a similar project, and also with some of their post-stroke patients while they were performing their training. During these meetings, we collected very useful information that acted as starting points for our work.

In the initial phase of post-stroke training, a so-called behavioral contract is established and signed. The contract states various activities that the patient commits to performing with the affected limb every day. Patients also keep a diary of what activities have been performed and how much of each of them.

As previously mentioned, a so-called behavioral contract states various activities that patients are supposed to perform with their affected limbs every day while at home. They also keep a diary of the actual performed training, and often there are differences between what is written in the behavioral contract and what actually is done. This fact is due to several reasons, and we hope to reduce the effect of some of them. For instance, it can be difficult to remember all commitments, as they can be plentiful. They are often also tiresome to perform, so they are easy to skip. Obviously, there is an opportunity here for a robot to act as a kind supporter that encourages the patient to use the affected arm more.

Furthermore, patients are supposed to wear a mitt at home preferably 90 percent of the time awake. However, this is something which evidently is a difficult goal to achieve. With a disability, performing many common tasks becomes very cumbersome, and the result is often that the mitt is taken off. And when already off, it often stays off. If the robot could monitor when the mitt is not used and gently remind the patient of the many beneficent effects putting it on again would result in, more use may be achieved.

We would like the robot to be able to understand what the patient is doing, to give proper feedback and support. But monitoring and recognizing precisely what activity is performed, requires very advanced computer vision techniques. Nevertheless, by observing the activity patterns of the affected limb that we can get from available sensors, and by knowing what exercise the patient is supposed to perform at a certain moment, the robot may either pose rhetorical questions or give compliments regarding the planned activity. In these cases, the patient can be made aware of the benefits that performing the prescribed activities leads to.

As a final point, rehabilitation and training are often accompanied by medication. Pills are often taken at various times during the day, but as we know, memory sometimes fails and in some cases this can have serious consequences. Hence, a suitable and simple feature would be to remind the patient to take the needed medication.

Figure 4.1 shows the desired relation between the physical therapist, patient and robot. Hence, the robot becomes a tool that adds the capabilities of the supervising

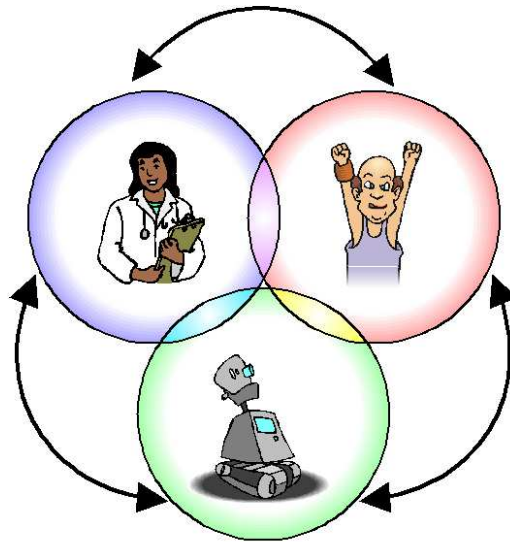


Figure 4.1. *An illustration of the connection between the physical therapist, patient and robot in the proposed alternative post-stroke rehabilitation*

therapists. The robot collects information about the progress that is made and compliance data and reports it back to the respective therapist via a web interface. Through the same interface, the therapists can instruct the robot, what activities the patient should perform and possibly other information as well. This becomes then a kind of telemedicine system.

4.3 Navigation goals

The basic requirements on the robot's navigation ability is that it must be able to go around without hitting obstacles. It also has to be able to find and follow the patient, maneuver itself to a better position if, for example, the monitored arm cannot be seen. It needs to keep out of close personal space and be able to leave when it is not wanted. It may also be required to be able to perform other tasks, such as conveying emotions through body motion[3].

4.4 Interaction goals

A basic requirement for the human-robot interaction is that the robot correctly can monitor the stroke-affected limb. The robot then uses this activity information to help the patient recover by encouraging, reminding and keeping track of rehabilitation progress. In this manner, the robot will act as a supervisor and try to make sure that the patient is recovering.

The robot has to do this in a way that will not annoy the patient. This implies the implementing of mechanisms for detecting that the patient want to stop the robot, or tell it to go away. The training is cumbersome and if the robot only adds trouble, the patient will never let it be around. In short, we want the patient to not want to turn the robot off.

Finally, we aim to create a social entity with which the patient will have a relationship. If the robot will be around for days, weeks and maybe months it will offer an opportunity to investigate how to sustain a long-term relationship between a robot and a human. This subgoal includes aspects such as adapting to the patient, continuous learning and intuitive interacting.

4.5 Delimitations and assumptions

As previously stated, this project only aims at resulting in a prototype. While a long-term research goal is to use the robot in patients' home, this version will only be tested and run in a controlled lab environments. Real home environments are still too unstructured and dynamic, to make the robot safe and reliable. Long-term deployment of a robot faces other issues as well, such as continuous power supply. While there are robots that are able to sense their battery level and recharge themselves when needed[26], this project will not address these problems. We will not perform any global mapping or localization. For a fully working version this may be needed but we will assume that the robot and patient are in the same room and that the patient is visible.

4.6 Methodology

To build this system an experimental methodology was used. First, a very basic behavior was implemented. When that seemed to work more advanced behavior was incrementally added to the robot. The project was divided into three phases:

In the first phase, the focus was to make the navigation and coarse recognition of arm movement to work. In the second phase, better monitoring algorithms was constructed, with features such as reminding and recording. Simple routines for giving feedback was implemented. In the third and final phase all interaction routines were implemented and the final robot version was evaluated with real post-stroke patients.

4.7 Evaluation

It is impossible to evaluate the entire system in its present state. Experiments using the complete system need enough time to notice differences in rehabilitation progress and rigorous post-stroke therapy experience. Hence, we chose to evaluate parts of the system for which it was possible to design experiments that potentially still could yield interesting results. Because of the delimitations, experiments in a home

environments are not plausible. It was desirable to use actual post-stroke patients as subjects, since they will be the ones eventually interacting with the robot, and it is important to get relevant opinions early.

We designed experiments mainly to investigate what kind of robot behavior that appeared to have desired effects on patients. Desired effects would both be positive patient impressions and induced behavior that would help them to recover faster. Thus, different personalities or collections of behaviors would be tried while collecting patient compliance data and opinions.

4.8 Summary

In this chapter, we presented the results and conclusions of the problem analysis. We presented and explained sets of subgoals that together lead to a complete system that satisfy the project objectives. In essence, we defined what robot functionality was needed to make the lives of post-stroke patients better.

From physical therapists that treat post-stroke patients, we gained vital information about current methods and programs in post-stroke therapy, which led us to specific goals that could be accomplished by a robot. For instance, activities are an integral part of post-stroke rehabilitation. Instead of traditional exercises, which often are boring and monotonous, one focuses on activities and movements that naturally occur in the daily life. Thus, the robot needed some way of recognizing these activities. It must also be able to encourage the patient to perform these activities. A basic requirement on the robot navigation was safety. The robot needed to go around without hitting objects or running into people. It must also correctly locate and follow the patient around.

The requirements on the human-robot interaction were more than just the ability to encourage the patient. We strived to develop a robot that might establish some kind of relationship with the patient. The reasons for and implications of that was briefly discussed.

Chapter 5

Implementation

5.1 Introduction

In this chapter, we will describe how the analysis and design from the previous chapter was implemented into a working system. The first objective was to get a basic version running, a robot that essentially only could go around, looking for the patient without hitting objects. Then, detection of arm movement was added, which then made it possible to add interaction routines. The first section describes what design decisions were made in the implementation process regarding sensors and other equipment. In the following section, the process of finding, tracking and following the patient will be explained. After that, we describe how to recognize and monitor the arm movement and how the the interaction was implemented.

5.2 Design Decisions

The environment in which the robot operates is dynamic and unstructured. One could use various beacons, bar codes and other equipment that can be placed in the environment to help localization and navigation. However, it needs installation and preparation and is considered too expensive and inflexible for our purposes. We aim to develop a system that essentially can be put in any environment and work autonomously without any calibration.

5.2.1 Sensor Requirements

One goal of this project is to construct a robot that will be cost-effective. Whereas the future potential savings are large, we want to see what cost-effective technology we can use and still meet our other goals. Thus, we started with simpler technology and tried more expensive and accurate sensors when we could go no further, within the constraints of this project.

We needed a set of sensors to satisfy the navigation requirements that can relatively accurately give us information about the close environment. Since we do not demand global localization and mapping, we started with an array of sonars

for obstacle avoidance and approximate distance measurements. The unreliability of these sensors and our need for correct distance readings in the interaction with humans led us later on to add a laser scanner to the robot.

For the interaction with a patient we needed two things. The robot must be able to get information regarding the activity of the limb, which the patient is supposed to train. The robot also needs to perceive or understand other messages. An important example of this is that the patient must be able to tell the robot to go away when it is not wanted.

To understand how a patient is moving the arm, colored markers were initially used. A robot equipped with a camera can, through the use of color segmentation software, also known as blob tracking, see and monitor relative distances of colored markers that a patient wears on the affected arm. This approach is accompanied by a great deal of inaccuracy but might give enough information for our purposes. Additionally, the robot must understand where the patient is facing, and must be able to move around if the markers cannot be seen from the current position. In a small area this can be impractical or impossible, and in these cases the robot has to convince the patient to turn to enable the robot's monitoring of the markers. This constraint can help making the robot being perceived as annoying.

The use of color segmentation technology also places constraints on the environment, because different lighting conditions give entirely different results. The software has to be trained for all possible conditions it will operate in. Furthermore, the environment cannot contain objects with similar colors, to eliminate the risk of getting false detections from the environment. Moreover, colored markers have to be of a certain size to be perceived at all by the robot at longer distances.

To resolve the issues of getting false detections of colored markers in the environment we used combinations of colors instead. In spite of this change the system was not robust enough to satisfy our needs. We then tried another technology, a recent development for a completely different purpose. Only a prototype was available but we succeeded to incorporate it in this system. It is a wearable inertial measurement unit (IMU) and it gives information about the orientation and movement of the individual unit. In the present state, they can be worn as a regular wrist watch and transmit information to the robot. It met our goals of reliability and accuracy.

With the IMU, the monitoring became much easier. From knowing only the arm orientation, much could be inferred about the arm movement. Though it is possible to perform advance analysis of this data, we used only the angle between the arm and a normal to the floor to perform activity analysis. Simple thresholds on the angle and the angle derivative were used to detect motion.

5.2.2 Communication Requirements

For the human to robot communication, we chose not to include speech recognition because it requires that the patient wear a microphone. If the microphone is to be placed on the robot, it must be able to filter out background noise. However, the quantity of information that the robot needed to understand was not large, therefore



Figure 5.1. *The robot base Pioneer 2 DX*

we settled with the camera and the possibility of recognizing simple gestures or special paddles with color markers representing a certain message the patient want to communicate.

The robot keeps track of all activities that are written in the homework and should remind the patient to perform them. It must also be able to give feedback to the patient regarding the activity that is being performed. This can be done through speech, either prerecorded or with a speech synthesizer, but it can also be done through other means such as body movement and sound effects. We chose to try different ways of giving feedback to investigate which of these that gives the best result according to our goals. Thus, we used all options of different speech synthesizers, prerecorded speech, different voices, sound effects and body movements in our experiments.

5.2.3 Hardware

The robot was built on a Pioneer2 DX base with an array of sonars. A SICK LMS200 scanning laser range finder, a Sony PTZ (pan-tilt-zoom) camera and a regular speaker were mounted on top of the Pioneer base. An IMU was used for arm movement monitoring. A local wireless Ethernet network was used to communicate between the robot and IMU.

5.2.4 Software

As control architecture we chose a behavior-based system[4, 6]. We needed to run behaviors both simultaneously and sequentially, and we used an approach where *pre-* and *postconditions*[5] are used to control the execution of behaviors. The Player robot device server[27] was used to control the robot.



Figure 5.2. *The laser range finder SICK LMS200*



Figure 5.3. *The pan-tilt-zoom camera Sony EVID 31*




Figure 5.4. *The motion suit developed by Livingcreatures*



Figure 5.5. *The complete robot*

5.3 Finding and Following Person

Finding the person was initially accomplished by using blob tracking software. The patient was equipped with colored bands on the forearm and upper arm. But the use of computer vision techniques requires a set of conditions to be satisfied. In the case where colors are to be detected, constraints are put on the environments in which the robot operates. The color detection algorithms need to be calibrated for every environment and lighting condition that may appear. Furthermore, the environment can not contain similarly looking colors, since that causes the detection of false positives. The colored markers also need to be of a certain size to be accurately detected at a distance. Because of these requirements colored bands with two distinct colors were also tried. The performance achieved by using this technique and available algorithms were not sufficient for our purposes.

By using a mounted laser scanner and letting the patient wear highly reflective and easily detectable markers, much more robust tracking performance is achieved, thus making finding and following a patient easier. Additionally, with the higher accuracy that a laser scanner provides, the obstacle avoidance becomes also more robust.

The distance the robot were to keep between itself and the patient was configurable. A shorter distance possibly signals closeness, but it makes following the patient more difficult. We decided to make the distance variable and part of what would be investigated.

5.4 Monitoring Arm Movement

To monitor the patient's arm movement, the original idea was to use colored bands. The bands would be tracked with a camera on the robot and from their relative position, arm activity could be calculated. It did this by computing an estimate of the arm extension from the angle between the colored bands on the patient's forearm and upper arm, taking into account an approximate value of the patient's pose with respect to the robot. The pose, in turn, can be computed from the relative position of colored bands on the patient's both upper arms.

But, as described in the previous section, detection and tracking of small colored markers poses several problems in a uncontrolled environment. At a distance and with a heterogeneous background, the recognition becomes too unreliable. Thus, even here we looked for a different solution. The choice became a recently developed device, in its original context called motion suit, because of its purpose to recognize movements. The suit, comprising one or more wearable IMU:s, transmits information regarding position and orientation of all parts, over a wireless network to the robot. From each individual unit's information, the arm position and pose can be extracted and reconstructed, with algorithms of varying complexity depending on the desired accuracy. For this purpose, very simple motion and movement detection algorithms were used. By using thresholds on angles and angle derivatives, a simple yet effective motion differentiation routine was constructed and used.

5.5 Interaction

We implemented three different body movements: a wiggling motion from side to side, a rocking motions back and forth, and turning around. Our idea was that the wiggling and rocking could make the patient understand that the robot was unsatisfied by the current level of activity, a kind of unrest. Thus, it would induce more activity. In contrast, the robot making a complete turn could be perceived as that the robot was happy and satisfied with the patient's performance.

Playing sounds was an important feature of the robot. We used it to make the robot talk and play sound effects. To not deplete the repository of possible phrases, the robot would say something encouraging every three times the patient performed an activity. We let a timer keep track of when and how long the patient was inactive, and thus control the encouragement. How long time the robot stayed before leaving and how many times it tried to make the patient perform an activity, became a measure of persistence. It could say nothing, it could say a couple of encouraging phrases, and it could be really persistent and for a long time try different ways of inducing better compliance.

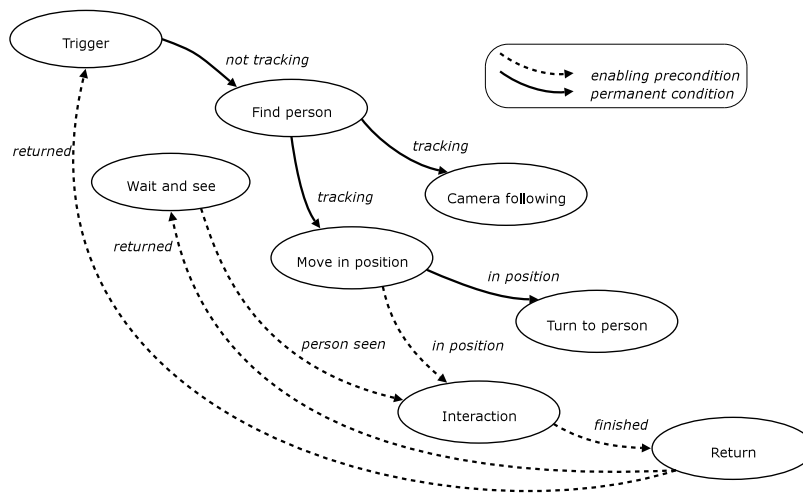


Figure 5.6. Overview of the behavior network

5.6 Behaviors

The behaviors are units of controlling software that run simultaneously. They are put together using pre- and postconditions which control the activation and deactivation of these units. A precondition for a certain behavior can be that the patient is visible. That means that this particular behavior will be activated when this particular condition is true. A postcondition is, analogously, something that is true after the execution of the behavior in question. Behaviors can have permanent preconditions, which means that they have to be true at all times when the behavior runs. There are also enabling preconditions, which only need to hold at the activation of the behavior, thus they can be seen as triggers. A given behavior may have several pre- and postconditions, and enabling and permanent preconditions can be mixed.

Where one should put boundaries between different behaviors is a question of granularity. Some of the behaviors we constructed are actually implemented as finite state machines (FSA:s), but they could be divided into smaller separate units of behavior.

The system is built of the following behaviors, which are all explained in the following sections:

- Wait And See behavior
- Trigger behavior
- Find Person behavior
- Track Person behavior
- Monitor Arm Activity behavior

- Approach Person behavior
- Keep Distance behavior
- Turn To Person behavior
- Move In Position behavior
- Avoid Obstacles behavior
- Interaction behavior
- Make Turn behavior
- Stop and Leave behavior
- Return behavior

An overview on how the system is structured is given in Figure 5.6 and a typical execution of behaviors is given in Figure 5.10.

A *Find Person* behavior complex is started when the robot is activated and it is described in Figure 5.7. After the person is localized, another set of behaviors are started, among them *Move In Position* which steers the robot to a better position relative the patient. When the robot has approached the patient, it starts to record the movement of the patient's arm and starts interacting. A overview of the interaction routine is presented in Figure 5.8.

In the following sections, the pre- and postconditions and function of every behavior is described:

5.6.1 Wait and See

Precondition: The robot is waiting to be activated.

Postcondition: A trigger requires the robot to find the patient.

This behavior waits for the patient to pass in its field of view. Then it activates the Interaction behavior.

5.6.2 Trigger

Precondition: The robot is waiting to be activated.

Postcondition: A scheduled reminder is to be performed.

This behavior waits for a scheduled activity. Then it starts the Find Person behavior.

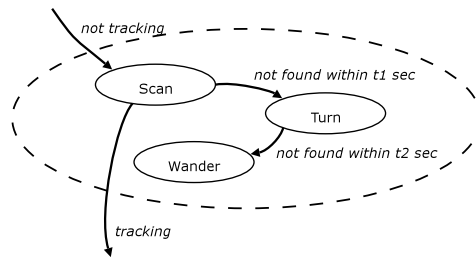


Figure 5.7. Illustration of the *Find Person* behavior

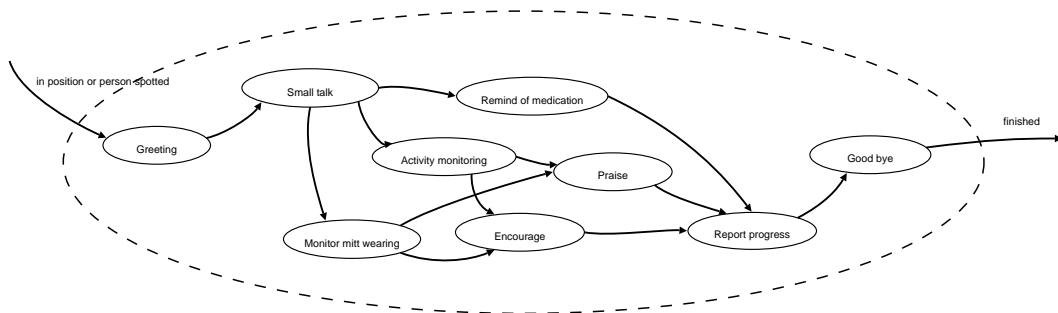


Figure 5.8. Illustration of the *Interaction* behavior. The arrows represent state transitions that depend on what activity should be performed and whether the person is active

5.6.3 Find Person

Precondition: Robot is triggered or patient is lost.

Postcondition: Patient is found.

The *Find Person* behavior, which is started when the robot is triggered, is illustrated in Figure 5.7. It starts by looking around for a certain time and then starts to turn around. If the patient still is not found, it starts to wander around, searching.

5.6.4 Avoid Obstacles

The Avoid Obstacles behavior uses distance measurements from the sonars and laser and blocks other movement when it comes to close to an obstacle. It then turns and moves away from the obstacle and if possible, toward the patient.

5.6.5 Interaction

Precondition: Robot is in position or a person passes in front of it.

Postcondition: Finished interacting, either because the user wanted it to stop, or the activity monitoring is done.

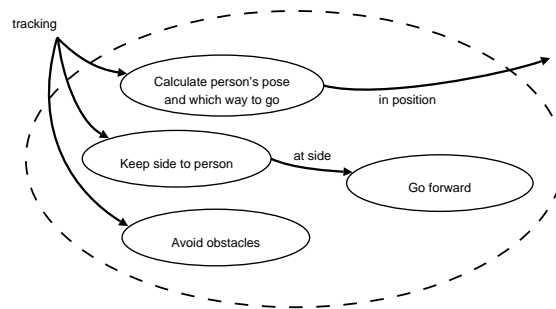


Figure 5.9. *Illustration of the Move In Position behavior*

This behavior is activated when the patient passes in front of the waiting robot. It then reacts by saying “Are you up walking? Remember to be safe!” or something like that. It reacts in a way that depends on whether the patient is wearing the mitt. This behavior is also activated when the robot should remind the patient of some activity. The behavior is internally constructed of a number of states, shown in Figure 5.8. The measured arm movement triggers transitions between these internal states, and thus controls the interaction.

5.6.6 Move in Position

Precondition: Person is found and is being tracked.

Postcondition: Robot is in position or patient is lost.

This behavior controls the robot to a position from where it can see the patient’s arm better. It uses the relative position of the colored bands on the patient’s shoulders to estimate the relative angle between the patient and the robot. Given that information, it circles around the patient until the sought position is reached. The Avoid Obstacles behavior is active at the same time as this behavior and they are both controlling the motors, so we use simple subsumption architecture[4] to control their combined behavior.

5.6.7 Approach Person

Precondition: Patient is found.

Postcondition: Robot is at correct distance to the patient.

When the patient is found, this behavior starts and steers the robot closer to the patient until they are separated by a specified distance.

5.6.8 Keep Distance

Precondition: The robot is at correct distance to the patient.

Postcondition: The robot has finished interacting or is told to leave.

When the robot has reached the specified separation distance, this behavior start and tried to keep that distance when the patient is moving, thus creating a following behavior.

5.6.9 Track Person

Precondition: Patient is found.

Postcondition: Patient is lost.

This behavior controls the robot's camera and steers it toward and keeps it aimed at the patient.

5.6.10 Monitor Arm Activity Person

This behavior continuously records arm activity data received on a wireless network from the IMU, worn by the patient. The data is stored in memory, and is queried by other behaviors.

5.6.11 Turn to Person

Precondition: Robot is in position.

Postcondition: Patient is lost.

This behavior steers the robot toward the patient, when it has reached a position where the monitored arm easily can be seen.

5.6.12 Make Turn

This behavior is initiated by other behaviors, such as *Interaction* and *Return*, when the robot should turn. Speed of turn and how many degrees are variables that need to be set before it starts.

5.6.13 Stop and Leave

When the patient wants the robot to stop, by showing a special sign consisting of two easily detectable colors, this behavior stops whatever other behaviors are currently running and initiates the *Return* behavior.

5.6.14 Return

Precondition: The robot has performed its task.

Postcondition: Robot is waiting.

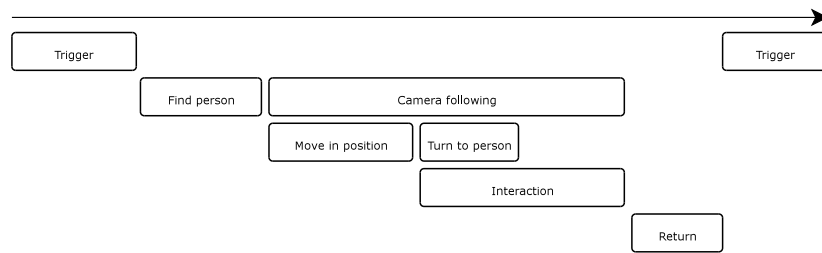


Figure 5.10. *Typical order of behavior execution*

This behavior is activated when the Interaction behavior ends and the robot's presence is no longer needed or wanted. It makes the robot turn around and go until it reaches a wall.

5.7 Example Run

An experimental run typically consists of these events:

1. The robot searches for the person/patient (colored bands);
2. When he is found, it directs the camera against him;
3. If the robot cannot see the monitored arm, it moves to a better position;
4. When it does see the arm, it turns toward the person and start recording arm extension;
5. It gives the user feedback based on arm activity;
6. If the user moves, it follows with the camera and turns/moves appropriately;
7. If the patient is lost, it starts searching again.

5.8 Summary

In this chapter, we have presented the development process of the robot control program. Using as simple technology as possible, we have tried to fulfill most of the goals that resulted from the analysis in the previous chapter. During the development, problems have occurred and the original plans and ideas have been exchanged for others. In the end, we had a system that could be tested with real post-stroke patients. What those experiments resulted in, is the topic of the next chapter.

Chapter 6

Evaluation

6.1 Introduction

To get feedback for further development, it was important to perform experiments to see how well the robot was working. In this case, it is difficult to evaluate the entire system, since the robot only is a prototype and can't be deployed safely in a home environment, and thus needs to be tested in a lab. Among the things that were evaluated was what kind of robot behavior that induces a desirable patient behavior. Essentially, we investigated what makes the patients use and activate their affected arms. For instance, different voices, movements, and levels of patience were used and correlated with patient compliance measures.

Considering that a vital part of the system is the interaction with patients, results achieved in a controlled lab environment may not be valid outside that context. During experiments, a great improvement in compliance was noticed, but it is not clear that one would get the same results were the robot tried somewhere else. Just the fact that patients participating in these experiments knew that they were being monitored not only by the robot, but by others as well, probably affected their commitment to the activities.

However, apart from measuring compliance and performance, patient opinions were collected with questionnaires both before and after the experiments were conducted. These questionnaires are just as important for further research as they provide clues to what to improve and develop and also whether this project is well-received or not among actual post-stroke patient who, in the end, will use the robot.

In the following sections, we describe how the experiments were designed, executed and analyzed.

6.2 Methodology

6.2.1 Introduction

The robot could behave in different ways in response to the patient's arm movement, from not saying anything at all to more active encouragement. The impact on the

patient is what we want to examine.

Our hypothesis before the experiments was that a richer or a more animated behavior of the robot would result in better patient compliance and higher approval of the robot.

Naturally we want to know what the patients think and how they feel about having a robot around. But if we could get actual data on how successful the robot is at encouraging the patient, for example by counting the number of times the patient performs an activity, that would be very useful. Now, this experimental situation is created artificially in a lab so the results we get probably depend on many other factors as well.

6.2.2 Overview

The system was evaluated at three occasions. Two of these were conducted with real post-stroke patients, and one with non-patients. Every evaluation session comprised several experimental runs, for which we used different interaction methods. In general, for every person and context, we used three types of interaction modes. These modes were typically chosen based on the way we used the communication channels, and can be seen as different personalities.

The experiments were conducted in labs at the USC University hospital and in the USC robotics lab. In turn the subjects were exposed to randomly chosen behavior modes and they were also asked by the robot to perform various tasks. Subsequently, the arm activity was monitored and acted upon. In what way the robot gave feedback depended entirely on which behavior mode the robot used. In one mode, the robot gives feedback only with sound effects. In another, it talks with a computer voice and not very persistently. In yet another, it uses a human voice, and is more enthusiastic and persistent.

6.2.3 Activities

One activity was to put books in a bookshelf. The robot measured how many books the patient put in the shelf but, in practise, it used a function of how the patient raises the arm over time to recognize the movement. Hence, it is possible to fool the robot into thinking that one is performing the activity. What it measures in this experiment is how many books are put in the shelf.

The second activity was any voluntary activity that includes arm movement. The robot here measures arm movement as an averaged derivative of the arm angle. The robot modes will be similar to the ones above and the measure will be how long the patient performs activities.

6.2.4 Variables

These are the variables we used to vary the robot's interaction behavior:

- Persistence of encouragement (saying nothing / saying a couple of phrases / staying a longer time)

- Arm activation measurement (arm in certain angle, instantaneous / average over a certain time, angle derivative)
- Time of monitoring before starting to interact
- Body movement (wiggle left-right / front-back, turn around)
- Voice (robotic, female / male, nice / funny)
- Distance to patient (close / far)
- Use of sound effects

The basic idea we had was to combine these variables to make three different "personalities" and see how they work and what the patients think and feel.

These phrases are some of the ones we let the robot use:

- It looks like you are not using your arm...
- Don't forget to activate your arm...
- Have you used your arm lately?
- You should really try to use your arm more...

We could try different variable configurations with different subjects. We could also try several variables in the same experiments, but that made it difficult to separate the effects of every one of them.

Perhaps the most salient variable that differed between different robot personalities was the voice it used when speaking. We used both text-to-speech (TTS) software[2] and prerecorded phrases. We used three different human voices, a South-African male voice, an American female voice and a French male voice.

Initially, the movement threshold for detecting when a book has been placed in the shelf was the position when the forearm was horizontally aligned. This was arbitrary and could also easily be changed. It is also possible to add another sensor to the upper arm. It is of course a very coarse threshold but we wanted to see how the interaction worked first. Therefore, the motion detection will not be perfect and will not reflect the actual motions that we want the patients to perform.

6.2.5 Experiments

Every patient was presented to the experiment in the following way. First, they were asked to read a one page introduction the experiment. This document is included in Appendix B. Then they filled out the first part of the questionnaire, which is included in Appendix A. They were then presented to the robot, which chose the activity the patient was to perform. The order in which the robot tried different modes was randomly selected. After the patient had performed both activities and met all three personalities, in total six experiments per patient, they were asked to fill

out the second part of the questionnaire. After that, we discussed their impressions and opinions.

This is the way the robot worked during the experiments: When activated, it started by trying to find the patient. When the patient was found, the robot approached and maintained a specified distance to the patient. It then gave instructions regarding what activity should be performed and asked the patient to perform it. For the entire duration of the experiments, the arm movement was monitored. When the patient performed the activity, the robot gave positive feedback. When the robot noticed that the patient no longer performed the activity, it tried to induce more activity and to convince the patient to move the affected arm. Depending on what robot personality mode was used, this was done with varying persistence, tone of voice, body movement and other means.

6.2.6 Robotalities

We used three general interaction modes:

1. The robot says nothing, and gives feedback only with different sound effects, that convey some meaning of what is the desired action. Moreover, perhaps only the robot's presence reminds the patient of the activity. The robot keeps some distance from the patient and when the patient is not performing any more exercises, it is not very persistent before it leaves.
2. The robot uses a robotic voice for its communication. It gives simple verbal feedback, such as: "It looks like you are not using your arm", "Have you already (what was supposed to be done)?"". And "Great, keep up the good work" when the arm is used. It maintains a shorter distance to the patient and when it gets no reaction to the encouragement, it is more persistent before it goes away.
3. This mode uses a human voice, with humor and engagement. It stays and follows the patient closely and it tries hard to encourage the patient to perform the exercises. Is also uses body movement to induce the wanted behavior. It wiggles back and forth, from side to side and turns around.

6.3 Results

6.3.1 Activity

During the experiments, the internal state and sensor information was continuously logged so that one could see what behaviors were activated and in what order. We could also see how long time it took to find the patient, what was said and when, whether the patient responded by doing what was said and so on. When a reaching motion was performed, the robot complimented the patient. A simple model used the angle between the arm and a normal to the floor as an indicator whether a reaching motion was being performed. In Figure 6.1 the arrows show

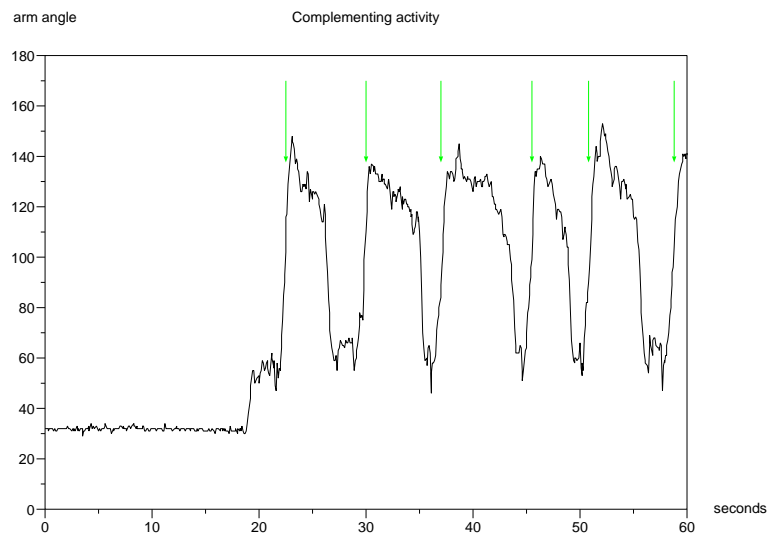


Figure 6.1. *A graph illustrating when praising is done*

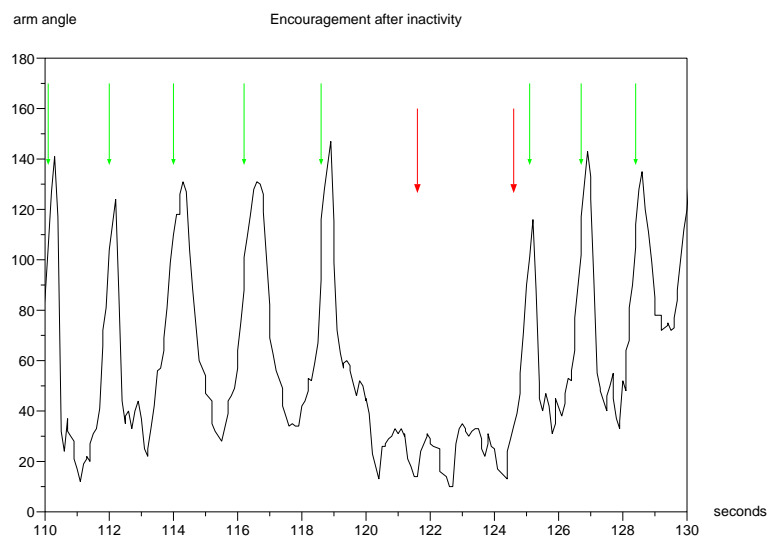


Figure 6.2. *Encouraging is triggered by inactivity*

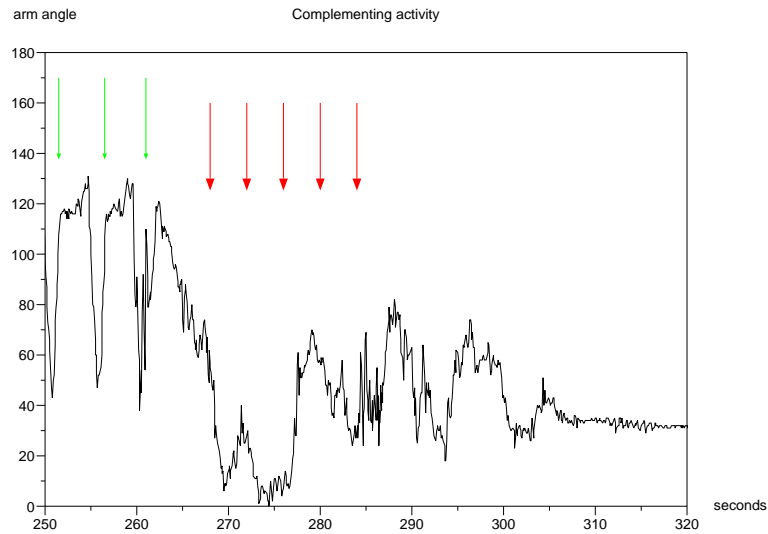


Figure 6.3. *When encouraging does not work, leave patient alone*

when a reaching motion is detected. In general for every third reaching motion, one out of five to ten different compliments was said. Figure 6.2 shows how inactivity in the patient's arm causes the robot to start encouraging the patient to continue performing the activity. Figure 6.3 illustrates when further encouragement does not work and the robot decides to leave.

6.3.2 Questions

The questionnaire that was used is attached in Appendix A. In total, six people answered these questions and the average answers to the questions are presented here:

1. Did you enjoy the robot's presence?

Not at all *Very much*
2. Did you like interacting with the robot?

Not at all *Very much*
3. How did you like the human voice compared to the robotic voice?

I liked the robotic voice *I liked the human voice*
4. How did you like the male voice compared to the female voice?

I liked the male voice *I liked the female voice*
5. Did you like it when the robot used sound effects?

I did not like it *I liked it*

6. Do you think the robot was too close or too far from you?

Too far *Too close*
7. Do you think that the robot that used sound effects was encouraging?

Not at all *Very much*
8. Do you think that the robot with a robotic voice was encouraging?

Not at all *Very much*
9. Do you think that the robot with a human voice was encouraging?

Not at all *Very much*
10. Do you think that the robot that used sound effects was nice?

Not at all *Very much*
11. Do you think that the robot with a robotic voice was nice?

Not at all *Very much*
12. Do you think that the robot with a human voice was nice?

Not at all *Very much*
13. Do you feel that the robot is helping you with your recovery?

Not at all *Very much*
14. Do you feel that the robot could encourage you to use your stroke affected limb?

Not at all *Very much*
15. Do you think that a robot could be a good thing to assist in your care?

Not at all *Very much*
16. What is your overall impression about the idea of having a robot helping you in your home?

I don't like it at all *A like it a lot*

6.3.3 Comments

Some comments were:

- Maybe make a dog voice, like bark, whine etc.
- I loved the male voice but not the female.
- I would like the robot because he/she reminded that i was using my affected arm
- I'll never feel alone again!
- It would be nice if the robot gave instructions of relaxing, stretching or whatever the proper care is after exercise.

- Tell jokes.
- Anything could be more enjoyable [than regular rehabilitation], because it's so boring.
- The patient needs feedback in progress of doing such a boring task.

6.4 Analysis of Results

We were positively surprised by the robot's reception among the post-stroke patients and physical therapists. Perhaps it is because of these patients' strong will to try anything that may give them their normal lives back. Some of the patients immediately started to attribute human or animal behavior and emotions to the robot. They talked to it like one talks to a dog or a child. When it bumped into an obstacle, one patient was sorry for the pain the robot felt. In many ways, they seemed to attribute the robot with intelligence, intentions, and emotions.

6.4.1 Arm Motion

The robot recognized fairly well the arm movements, as seen for example in Figure 6.1. However, since we only do basic processing of the arm orientation data, it is possible to fool the robot into thinking that the requested activity is being performed. But as the robot monitors the motion in both cases, the overall effect may be the same; the patient exercises the arm. Even though it worked for our purposes, we suggest the development and implementation of more accurate motion detection algorithms in future projects. One important aspect when designing the motion recognition became apparent during the experiments. The monitoring algorithms need to be adapted to the patient that is being monitored. All post-stroke patients are affected in unique way. Conventional rehabilitation is obviously tailored to the patient's needs and potential, and so should the robot's behavior be. Thus, the time of inactivity, for instance, should vary according the severity of the patient's disability.

Within the context the experiments were carried out, it became difficult to investigate the impact on compliance. Boredom and tiredness do not arise as quickly and naturally when you take part in an experiment and you know that your results will be monitored. Thus, many patients followed the robot's instructions closely, sometimes for a very long time. Thus we did not get much correlation between the robot personality and how many times patients performed a certain activity.

6.4.2 Voices

One very prominent feature of the robot personality was the voice it used. We used robotic voices and human voices, both male and female. Perhaps not very surprisingly, the male patients generally preferred the female voices, and vice versa.

In our experiments, when we tried these robot personalities we noticed that some of them inspired the subjects to explore and deviate from the normal behavior. Some were perceived as boring whereas other were received with joy and interest. In one case, an animated voice and behavior made the patient interested, and inspired to perform the activity. The more spiritless behavior was perceived as boring and, as a consequence, the patient did not comply with the given instructions. However, she started exploring the robot's capabilities and thus did not stop moving. This leads us to question what a desired behavior is. Our goal is to make the patient recover faster, but also to make the rehabilitation process more endurable. Then, if a robot makes the patient active and explorative, that may satisfy our goal as well.

6.4.3 Questionnaires

In general, the robot was well-received by both patients and therapists. The questions whether the patient enjoyed the robot's presence and interacting with it received high scores. According to the questionnaire, the patients liked human voices more than the robotic ones. And whether the different robot personalities were encouraging and nice, the patients ranked them so that more enthusiastic robots received higher scores than unanimated ones. Or put another way: robots giving more feedback were better.

6.4.4 Observations

We discovered that the subjects interacted very differently with the robot. Some of the subjects did not interact much with the robot, but did mostly what they were asked to do and tried to please it. In contrast, subjects who showed more interest in interacting with the robot were more prone to trying what the robot's capabilities were and test it and they were also less compliant. They tried to find ways of cheating, and to figure out what actions produced what robot reactions. The result was that these patients did not perform the activities they were asked to do as well as other patients did. On the other hand, during the process of exploring the robot's behavior, they performed much more varied activity and thus also trained their limbs. Hence, that too fulfills the goal to make the patient perform activities. But instead of acting as a supervisor, the robot here turns more into a toy. And this is an interesting observation because it may be so that it is much easier to convince the patient to train their disabled limbs in a playful manner, using games, than with authority and orders. A robot is, unquestionably, a machine and it may thus be perceived as a toy. It may be the predictability of its behavior, the non-human features or the ability to play around with it, but a rehabilitation robot is fundamentally different from a human physical therapist. Perhaps we should not try to imitate the behavior of these therapists and instead look for other approaches, that may result in very different behaviors and solutions to problems that arise from tiredness and boredom.

At one occasion the motion detection unit stopped working, which had as consequence that the robot recognized no arm activity. The patient, noticing that the

robot could not see his arm moving, became very engaged in trying to make the robot aware of his performing the activity. Thus, in this case, a malfunction caused a much higher level of interaction between the robot and human. Perhaps it is the factor of surprise that makes the patient intrigued, whereas a predictable behavior may result in little interest. Or it may show that the human who interacts with the robot cares for it. When the robot appears to have problems, subjects often tried to help out and adjust their behavior and the environment. In any case, it is an interesting observation and something that may inspire the design of human-robot interaction.

6.5 Error factors

Our experiments were affected by the fact that it is hard to simulate the environment where the robot will operate. Problem arise because in a controlled experiment, the patient are not as tired or annoyed by the robot as they may be when they are at home. In these experiments, many subjects showed genuine interest in participating in our research, perhaps because it may help them in their future rehabilitation. They also know that what they do is monitored and that may alter their behavior. As a result, subjects showed a much higher compliance than expected, and we found it hard to measure the impact of the robot's behaving differently. As a consequence, we started relying more on questionnaires and discussions. This gave us information about the subjects' personal opinion and perception of the robot and may also provide very useful insights.

6.6 Summary

As evaluation, we designed experiments for chosen parts of the system. We wanted to perform the experiments with real post-stroke patients, as they are the final users. In this chapter, the design, execution and analysis of these experiments have been presented.

We have tried to evaluate what kind of robot behavior that will make the patient act and feel a certain way. We investigated what makes the patients use and activate their affected arms. For this, the robot used different voices, movements, and levels of patience. We measured how patient compliance depended these variables and their opinions were also collected with questionnaires and discussions. We initially believed that a richer and more animated robot behavior would better induce a patient to perform the requested activities. We performed experiments at three different occasions, with two persons at every occasion. We tested three different robot personalities and two activities, thus with every person we performed six experimental runs.

One robot personality was using only simple sound effects in its interaction with the patient. It did not try hard to encourage the patient to perform activities. The second one used a robot voice and was more encouraging. For the third we

prerecorded real human phrases that were played at appropriate occasions, and let the robot persistently try to convince the patient to perform the exercises.

We concluded that it is difficult to perform reliable experiment investigating the actual effect the robot has on post-stroke patients, because of the effect that the experiment environment has on the subject. Patients seemed to be overly compliant when tested with the robot, probably because of the experimental context they were in. With people monitoring your activity, it is probably more difficult to be tired or bored than in a real home environment. Hence, that may be evidence that the robot can have an effect on patient behavior. If patients feel that someone monitors and records their activity and progress, they may be more prone to comply with assigned exercises.

The patient opinions we collected from questionnaires and discussion were positive. The concept of having a robot around seems to encourage both patients and their therapists. Also, a more animated personality the robot used, the more encouraging and nice it was perceived. How this affected patient behavior and compliance was not as clear. How patient interacted with the robot varied much between them. In the end, we probably need to individually adapt the robot to the actual patient who will use it.

Chapter 7

Conclusions

7.1 Summary

This project aimed to design and develop an autonomous assistant mobile robot that helps post-stroke patients with arm disabilities during their rehabilitation, by encouraging them to use their affected arms and monitoring their rehabilitation progress. The robot provides support and motivation when conventional physical therapy is not suitable or too expensive.

The reason for developing this robot is mainly that costs for society, both medical costs and indirect costs due to lost productivity, are increasing. Furthermore, the number of strokes are rising due to an aging population. A person who has suffered from a stroke is often left with some kind of motor disability, but through exercise and activation of the affected limbs one can regain some of the lost movement ability. This normally requires supervision of trained professionals, but with the increase in therapy expenses, more cost-effective rehabilitation methods need to be developed.

This project is not intended to replaced professional therapists with training and experience but is intended to present a complement to traditional physical therapy.

In traditional rehabilitation robotics, the robot normally is a device which measures some variables while patients perform various exercises. Since these devices require physical contact with the patient, security aspects make development longer and more expensive. Therefore, this project was focused on using hands-off human-robot interaction techniques, while satisfying post-stroke rehabilitation goals.

Our approach involved the development of a safe, user-friendly, and affordable mobile robot and test it with actual post-stroke patients to lay a ground for future work within this field. The robot is capable of tracking and following the patient around an environment with obstacles, while monitoring the activity of the patient's affected arm. It provides encouragement, complements and reminders to the patient, depending on how the affected arm is used. The rehabilitation process can be very tiresome and effortful for the patient, which makes it important to develop a user-friendly interface that will not make the robot burdensome and annoying.

What we are trying to do with this project, is improve the patients' quality of life. If their affected limbs actually do not recover faster with the help of this robot, but the robot becomes a companion and provides support that make the rehabilitation process easier to endure, that is also desirable.

While the long-term goal of this research is to have a service robot created and deployed in home environments, this project only aimed to result in a prototype. It has only been tested and run in a controlled lab environment and not faced with the various issues of putting it in a real home.

We performed experiments on actual post-stroke patients. Among the things that were evaluated is what kind of robot personality or behavior that induces the sought after patient behavior. Essentially, we investigated what makes the patients use and activate their affected arms. We tried different voices, movements, tempers, and levels of patience. We also asked the participating patients fill out questionnaires regarding their opinions and feelings about the use of a robot system like this one.

The results were positive, the robot was generally well-received and we got much encouragement to continue the development of the robot. Perhaps this patient population welcomes anything that may improve their disability or make the rehabilitation easier to endure. They have also experienced the efforts of using their affected limbs while at home without supervision and realizes the benefits of encouragement and reminders.

Some patients immediately attributed intelligence and ability to feel to the robot, and talked to it as if it were a pet. As with a pet, they knew that the robot would not understand what they said.

Arm movement was quite easily monitored with the inertial measurement unit (IMU), and even though we used simple detection algorithms, it provided sufficient accuracy to be useful. A conclusion was also that it may not be very important to recognize the desired movement as long as one can recognize a movement that will benefit the patient's recovery. In our experiments, cheating the robot into thinking that an activity was being performed was possible, but that possibly only increased and refined the interaction between the robot and human. An important insight from the experiment is that recognition of movement patterns needs to be tailored to each patient, since the motion ability is very individual after a stroke.

We found it difficult to investigate the impact of the robot's behavior on patient compliance. Boredom and tiredness do not arise as quickly when taking part in an experiment in an unnatural environment. Knowing that one's actions are being monitored and processed also probably affects the patient compliance. But then, that is a major point this project tries to address; When someone cares or monitors what ones does, one may be more motivated and inclined to overcome boredom and thus perform more activities that improves the recovery.

One very prominent feature of the robot personalities was the voice it used. It used synthesized, robotic voices and human prerecorded phrases, both with males and females. In experiments we conducted, it seemed as though the voice played a major part in how the patient responded to the robot behavior. From patient an-

swers on the questionnaires, robots with human voices and more animated behavior were more liked and perceived as nice and encouraging than those without. However, whether this correlates with higher recovery rate, is not known. Even robots that were perceived as boring induced some patients to move the arm just as much as with a more “fun” robot.

7.2 Discussion and future work

This projects has resulted in some interesting findings that can serve as a ground and inspiration for further development. During the experiments we have seen that post-stroke patients seem to be a group that will welcome any form of technology that may improve their health. Even though we need more experimental data to verify that the robot actually can make a difference in rehabilitation, the reactions we received from patients and physical therapists are very stimulating for future development.

There are undoubtedly many improvements that can be implemented in the later versions of a rehabilitation robot. Here are some major ones that we have identified:

- The robot needs to better understand the patient’s arm movement. This could be done for example by transforming the movement data into movement primitives and perform clustering and classification on this data[28].
- The recognition of the patient’s intentions needs to be developed, whether it be through speech or gesture recognition or something else.
- The robot can be made to look more human. Movement can be programmed to more imitate human behavior, for example, when searching for the patient, instead of just turning around, the camera could sweep back and forth as would a human head.
- We need more experimental data, specifically whether the robot’s presence actually improves the health of the patients during long-term use.
- We need research in how the different ways a robot can communicate corresponds to what a human perceives. For example, when the robot rocks back and forth in an attempt to encourage the patient to perform more arm movement, is that really necessary. There should be a study to see how different robot signals are perceived by humans.

References

- [1] J. Broderick, T. Brott, R. Kothari, R. Miller, J. Khoury, A. Pancioli, J. Gebel, D. Mills, L. Minneci, and R. Shukla, “The greater cincinnati / northern kentucky stroke study: Preliminary first-ever and total incidence rates of stroke among blacks,” *Stroke*, vol. 29, no. 2, pp. 415–21, 1998.
- [2] Alan Black, Paul Taylor, and Richard Caley, “The festival speech synthesis system: System documentation (1.3.1),” Technical Report HCRC/TR-83, Human Communication Research Centre, December 1998.
- [3] Monica N. Nicolescu and Maja J Matarić, “Linking perception and action in a control architecture for human-robot domains,” in *Proceedings of the Thirty-Sixth Hawaii International Conference on System Sciences*, Big Island, Hawaii, 2003, p. 126.
- [4] Ronald C. Arkin, *Behavior-Based Robotics*, MIT Press, 1998.
- [5] Monica N. Nicolescu and Maja J Matarić, “A hierarchical architecture for behavior-based robots,” in *Proceedings of the First International Joint Conference on Autonomous Agents and Multi-Agent Systems*, Bologna, Italy, 2002, pp. 227–233.
- [6] Maja Matarić, “Behavior-based control: Examples from navigation, learning, and group behavior,” *Journal of Experimental and Theoretical Artificial Intelligence*, vol. 9, no. 2-3, pp. 323–336, 1997.
- [7] Carolee J. Winstein, J. P. Miller, Sarah Blanton, Edward Taub, Gitendra Uswatte, David Morris, Deborah Nichols, and Steven Wolf, “Methods for a multisite randomized trial to investigate the effect of constraint-induced movement therapy in improving upper extremity function among adults recovering from a cerebrovascular stroke,” *Neurorehabilitation & Neural Repair*, vol. 17, no. 3, pp. 137–152, 2003.
- [8] Stefan Schaal and Carolee J. Winstein, “The virtual trainer project,” WWW page, 2004, http://www-clmc.usc.edu/research/page_vt.php.
- [9] Charles G. Burgar, Peter S. Lum, Peggy C. Shor, and Machiel Van der Loos, “Development of robots for rehabilitation therapy: The palo alto va/stanford

- experience,” *Journal of Rehabilitation Research and Development*, vol. 37, no. 6, pp. 663–674, 2000.
- [10] H.I. Krebs, B.T. Volpe, M.L. Aisena, and N. Hogan, “Increasing productivity and quality of care: Robot-aided neuro-rehabilitation,” *Journal of Rehabilitation Research and Development*, vol. 37, no. 6, pp. 639–652, 2000.
- [11] David J. Reinkensmeyer, Leonard E. Kahn, Michele Averbuch, Alicia McKenna-Cole, Brian D. Schmit, and W. Zev Rymer, “Understanding and treating arm movement impairment after chronic brain injury: Progress with the arm guide,” *Journal of Rehabilitation Research and Development*, vol. 37, no. 6, pp. 653–662, 2000.
- [12] David J. Reinkensmeyer, Clifton T. Pang, Jeff A. Nessler, , and Christopher C. Painter, “Web-based telerehabilitation for the upper extremity after stroke,” *IEEE transactions on neural systems and rehabilitation engineering*, vol. 10, no. 2, pp. 102–108, 2002.
- [13] Leonard E. Kahn, Michele Averbuch, W. Zev Rymer, and David J. Reinkensmeyer, “Comparison of robot-assisted reaching to free reaching in promoting recovery from chronic stroke. integration of assistive technology in the information age,” in *Proceedings of the 7th International Conference on Rehabilitation Robotics*, Evry, France, 2001, pp. 39–44.
- [14] N. Roy, G. Baltus, D. Fox, F. Gemperle, J. Goetz, T. Hirsch, D. Magaritis, M. Montemerlo, J. Pineau, J. Schulte, and S. Thrun, “Towards personal service robots for the elderly,” in *Proceedings of the Workshop on Interactive Robotics and Entertainment (WIRE)*, Pittsburgh, PA, USA, 2000.
- [15] Michael Montemerlo, Joelle Pineau, Nicholas Roy, Sebastian Thrun, and Vandana Verma, “Experiences with a mobile robotic guide for the elderly,” in *Proceedings of the National Conference of Artificial Intelligence (AAAI 02)*, Edmonton, Alberta, Canada, 2002, pp. 587–592.
- [16] J. Pineau, M. Montemerlo, M. Pollack, N. Roy, and S. Thrun, “Towards robotic assistants in nursing homes: Challenges and results,” *Special issue on Socially Interactive Robots, Robotics and Autonomous Systems*, vol. 42, no. 3-4, pp. 271–281, 2003.
- [17] M. E. Pollack, L. Brown, D. Colbry, C. Orosz, B. Peintner, S. Ramakrishnan, S. Engberg, J.T. Matthews, J. Dunbar-Jacobs, C. McCarthy, S. Thrun, M. Montemerlo, J. Pineau, , and N. Roy, “Pearl: Mobile robotic assistant for the elderly,” in *AAAI Workshop on Automation as Caregiver*, Edmonton, Alberta, Canada, 2002.
- [18] Jennifer Goetz and Sara Kiesler, “Cooperation with a robotic assistant,” in *CHI '02 extended abstracts on Human factors in computing systems*, Minneapolis, Minnesota, USA, 2002, pp. 578–579.

- [19] C. Schaeffer and T May, “Care-o-bot: A system for assisting elderly or disabled persons in home environments,” in *Proceedings of AAATE-99*, Düsseldorf, Germany, 1999, pp. 340–345.
- [20] Rolf Dieter Schraft, Birgit Graf, and Andreas Traub ad Dirk John, “A mobile robot platform for assistance and entertainment,” *Industrial Robot Journal*, vol. 28, pp. 83–94, 2001.
- [21] A. Beck and A Katcher, *Between Pets and People: The Importance of Animal Companionship*, Purdue University Press, 1996.
- [22] Jr. Kahn, P. H., B. Friedman, and J. Hagman, “I care about him as a pal: Conceptions of robotic pets in online aibo discussion forums,” in *Extended Abstracts of the Conference on Human Factors in Computing Systems CHI 2002*, Minneapolis, Minnesota, USA, 2002, pp. 632–633.
- [23] Cynthia Breazeal, “Towards sociable robots,” *Robotics and Autonomous Systems*, vol. 42, no. 3-4, pp. 167–175, 2003.
- [24] François Michaud, “Social intelligence and robotics,” in *Proceedings from the 2000 AAAI Fall Symposium - Social Intelligent Agents: The Human in the loop*, North Falmouth, Massachusetts, USA, 2000, pp. 127–130.
- [25] François Michaud and Serge Caron, “Roball, the rolling robot,” *Autonomous Robots*, vol. 12, no. 2, pp. 211–222, 2002.
- [26] François Michaud and Jonathan Audet, “Using motives and artificial emotions for long-term activity of an autonomous robot,” in *Proceedings of the fifth international conference on Autonomous agents*, 2001, pp. 188–189.
- [27] Brian P. Gerkey, Richard T. Vaughan, and Andrew Howard, “The player/stage project: Tools for multi-robot and distributed sensor systems,” in *Proceedings of the 11th International Conference on Advanced Robotics*, Coimbra, Portugal, 2003, pp. 317–323.
- [28] Evan Drumwright, Odest C. Jenkins, and Maja J. Matarić, “Exemplar-based primitives for humanoid movement classification and control,” in *IEEE International Conference on Robotics and Automation*, Apr 2004, pp. 140–145.

Appendix A

Questionnaire

Robot Experiment Questionnaire

Patient number: Stroke affected limb(s): Date of study:

Questions to answer before meeting the robot:

Please mark your answers on the lines

1. Have you been completing the tasks as prescribed in the homework?

Never

Every time

2. Has it been difficult to remember to perform the tasks prescribed in the homework?

Not difficult at all

Very difficult

3. Have you been wearing the mitt while being at home?

Never

All of the time

4. Has it been difficult to remember to wear the mitt while being at home?

Not difficult at all

Very difficult

5. Have your physical therapists been reminding you to do your homework or wear the mitt?

Not at all

Very much

6. How enjoyable do you find doing the homework tasks?

Not enjoyable at all

Very enjoyable

7. Do you feel that you have been successful in improving your movement during the rehabilitation?

Not at all

Very much

8. Do you think that you would wear the mitt or perform more tasks with the stroke-affected limb if you were reminded?

Not at all probable

Very probable

9. Do you think that having a pocket computer that reminds you would make you wear the mitt or use your stroke-affected limbs more?

Not at all probable

Very probable

10. Do you think that being encouraged by a robot would make you wear the mitt or use your stroke-affected limbs more?

Not at all probable

Very probable

11. What do you think about having a robot in your home during your rehabilitation?

I don't like the idea!

That sounds great!

12. If the robot would help you during the rehabilitation, would you want to use it?

Not at all!

Absolutely!

13. Do you have any suggestions to make your post-stroke rehabilitation more enjoyable?

HANDS-OFF ROBOTICS FOR POST-STROKE ARM REHABILITATION

Questions to answer after meeting the robot:

Please mark your answers on the lines

1. Did you enjoy the robot's presence?

Not at all

Very much

2. Did you like interacting with the robot?

Not at all

Very much

3. How did you like the human voice compared to the robotic voice?

I liked the robotic voice

I liked the human voice

4. How did you like the male voice compared to the female voice?

I liked the male voice

I liked the female voice

5. Did you like it when the robot used sound effects?

I did not like it

I liked it

6. Do you think the robot was too close or too far from you?

Too far

Too close

7. Do you think that the robot that used sound effects was encouraging?

Not at all

Very much

8. Do you think that the robot with a robotic voice was encouraging?

Not at all

Very much

9. Do you think that the robot with a human voice was encouraging?

Not at all

Very much

10. Do you think that the robot that used sound effects was nice?
-
- Not at all* *Very much*
11. Do you think that the robot with a robotic voice was nice?
-
- Not at all* *Very much*
12. Do you think that the robot with a human voice was nice?
-
- Not at all* *Very much*
13. Do you feel that the robot is helping you with your recovery?
-
- Not at all* *Very much*
14. Do you feel that the robot could encourage you to use your stroke affected limb?
-
- Not at all* *Very much*
15. Do you think that a robot could be a good thing to assist in your care?
-
- Not at all* *Very much*
16. What is your overall impression about the idea of having a robot helping you in your home?
-
- I don't like it at all* *A like it a lot*
17. Do you have any suggestions to make your encounter with the robot more enjoyable?
-
-
-
-
-
-

Appendix B

Information for subjects

Project introduction for post-stroke patients

Why an assistant robot?

We know that it is tiresome to use your affected arm, so having someone to remind and encourage you might make your recovery easier. While having a physical therapist available at all times could be the ideal, it is not possible. Having a robot around to remind and encourage you is an interesting idea. The robot is not intended to replace professional nurses who have training and experience, but is thought of as a complement in post-stroke rehabilitation. We are exploring if the use of such a robot increases the chance of returning to an ordinary life and your general well-being.

About robotics

Real robots are not like the ones portrayed in movies; they are often very different from what people expect. We are constantly learning that simple tasks, natural for humans, are extremely complex for robots. For example, what a robot sees is only a collection of colors and points; it has no understanding of it. To make a robot understand what it hears is also very difficult. These are just some reasons why the robot cannot interact with people very easily.

What can this robot do?

Because of the limitations in robot vision, we use colored markers in this project. The robot can see these brightly colored areas relatively easily. The current robot cannot recognize speech, but later versions may be able to understand some commands, if a wireless microphone is used. The blue box on top of the robot is a laser sensor, which provides information to the robot about its surroundings. It is used to detect obstacles and estimate the distance to the person interacting with the robot. We use another device on your arm, which provides the robot with information about how the arm is moving. What all this means is that the only things this robot can see are the colored markers. It uses this to find you and the laser to measure the distance. By using the stop sign, you can tell the robot to go away. The robot can speak and play sounds, but cannot hear what you are saying. This robot is only a prototype, which means that this version of the robot will not actually be used in a home, but it is a research tool for testing what works and what does not.

Your role

During these experiments, the robot will assume that you are in certain situations and try to act properly. We will simulate situations where the robot tries to encourage you to use your stroke-affected limb, in this case an arm. Then we want to hear what you think about the robot and the ways it behaves.

Ready? Let's start!

Project introduction for non-patients

What is stroke?

Stroke occurs when a blood vessel in the brain is blocked or breaks, thus stopping blood flow in the area. When this occurs, brain cells in the immediate area and those supplied by the vessel can die within minutes to a few hours after the stroke.

When these brain cells die, the functions they controlled, such as speech, movement, and memory, are lost. What is affected depends on where the stroke occurred. The size of the damaged part of the brain determines the severity of the resulting disability.

What happens when you have a stroke?

The post-stroke disability results in previously easily performed tasks being very difficult or impossible. Some patients respond to this new situation by learning to perform the tasks with the unaffected limb. The brain is remarkable in that it can "rewire" the neural pathways that once controlled the lost abilities through training. It is thus possible to regain some or all of the lost abilities through practice during the few weeks and months after the stroke. The brain can only adjust during a critical period after the stroke. Training during this period is cumbersome, but necessary to improve and regain lost abilities.

How is rehabilitation done?

The post-stroke patients targeted with this project are ones with disability in an arm or a hand. Their training includes performing certain common tasks, such as setting the table, brushing the teeth, etc. These tasks are agreed upon with a physical therapist and prescribed in a daily homework. They are chosen so that the patient can perform them with some effort. The patient wears a mitt on the unaffected limb, to induce use of the affected limb instead of the unaffected one.

Why an assistant robot?

Using the affected limb is tiresome and it is therefore easy to not wear the mitt or to skip the tasks prescribed in the homework. Having someone to remind and encourage the patient is thus desirable. While having a physical therapist available at all times could be the ideal, it is not possible because of the costs involved. This is where having a robot around to remind and encourage the patient becomes a

viable idea, since it is relatively inexpensive to use. The robot is not intended to replace professional nurses who have training and experience, but is thought of as a complement in post-stroke rehabilitation. The goal of this work is to develop ways in which the use of a robot may increase the chance of returning to an ordinary life and general well-being of the patient.

Your role

During these experiments, the robot will pretend that you are in certain situations and try to act properly. First, we will simulate a situation where you are performing one of the homework tasks and see how the robot reacts. Then we will do the same but while you are not performing the prescribed task. We will also simulate a situation where you are passing in front of the robot, once while wearing the mitt, and once without it. Ready? Let's start! The robot is called Florence and it will explain the rest to you.