

Lateral and Longitudinal Stability for Decentralized Formation Control

David J. Naffin¹, Mehmet Akar², and Gaurav S. Sukhatme¹

¹ Robotic Embedded Systems Laboratory
Department of Computer Science
University of Southern California
Los Angeles, CA 90089
dnaffin@robotics.usc.edu
gaurav@robotics.usc.edu

² Communication Sciences Institute
Department of Electrical Engineering
University of Southern California
Los Angeles, CA 90089
akar@usc.edu

Summary. This paper analyzes the stability properties of a decentralized hybrid control system for maintaining formations. Utilizing only local sensing, the system assembles strings or "platoons" of robots that has each robot maintaining a fixed bearing to its nearest neighbor. Using these platoons, the system is able to construct more complicated geometries. A piecewise linear controller based on bidirectional controller design is utilized to ensure the stability of the system. The system is demonstrated in simulation as well as on a physical set on non-holonomic mobile robots.

1 Introduction

In a previous paper [8] we outlined a design for a decentralized control system that assembles as well as maintains formations of robots in simple geometric shapes. In this paper we examine the stability properties of this design. In particular we examine our solution to the string stability problem for both the longitudinal as well as the lateral control problem for each vehicle.

Recently there has been increased interest in assembling and maintaining formations of autonomous robots. Applications that would greatly benefit from robust formation control range from Automated Highway Systems (AHS) to clusters of satellites to formations of Unmanned Aerial Vehicles (UAVs) performing reconnaissance tasks.

Our formation controller design constructs larger formations from collections of smaller lines or "platoons" of robots. An important property of any formation controller is the ability to form stable configurations. In particular 'string stability' requires that all positional errors between robots when viewed from the lead vehicle be constant or decreasing. By positional errors we are referring to both the inter-robot spacing error (longitudinal errors) as well as each robot's bearing to its predecessor (lateral errors).

The rest of the paper is organized as follows. In Section II we address related works that have been published in the control, multi-agent and robotics community. Section III provides an overview of the system. Section IV defines the stability criteria and describes the basic approach we use for designing our control policies. Section V provides results of several simulations as well as a few physical robot results. Finally, section VI comments on our future works.

2 Related Works

Some of the earliest research on strings of moving vehicles was done by Levine and Athans [6]. They showed how a string of high speed moving vehicles could be controlled using a Linear Quadratic Regulator. Peppard [9] added to this work by showing how string stability could be obtained with PID control using both forward and rearward separation measurements.

Swaroop and Hedrick [11] are often cited as the first to give formal definitions for *string stable*, *exponentially string stable* and l_p *string stable*. Li et al [7] explored the effects of communication delays on string stability. Canudas de Wit and Brogliato [2] provided a detailed overview of string stability and how various control policies and inter-vehicle spacing strategies affect string stability. Seiler et al [10] analyzed various classes of linear controllers with regard to string stability.

In the area of non-holonomic mobile robot control, Aguiar et al [1] used Lyapunov functions to design a nonlinear controller that produces smooth trajectories. Desai et al [3] used input-output linearization to design a nonlinear controller to maintain robot formations. Vidal et [15] demonstrated the use of omni-directional cameras and a nonlinear control to maintain formations.

Input-to-state stability of formations, a more relaxed form of mesh stability, have been studied by Tanner, Pappas and Kumar [13], [12]. They also formalized a new metric for analyzing Leader-to-formation stability *LFS* [14]. By using graph laplacians, Fax and Murray [4] have developed a Nyquist-like criteria for vehicle formations.

3 The Approach

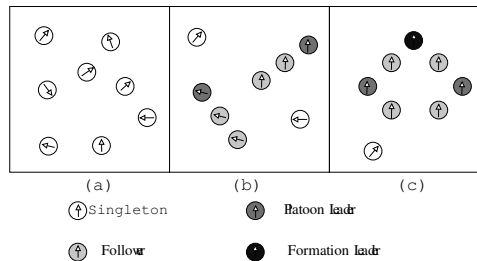


Fig. 1. Assembling Formations: (a) starting from a collection of singletons (b) coalescing into platoons (c) and finishing a diamond formation.

Our approach to assembling formations is to dynamically grow them from *singletons*, (i.e. single robots with no constraints on their motions) into *platoons* (i.e. line segments where each follower robot is constrained to follow its nearest neighbor) and finally into more complicated geometries (see figure 1). Our approach has several advantages over other approaches. The control graphs for most members of a formation only require sensing nearest neighbors. The exception to this rule are the platoon leaders. For some formation configurations, they will need to follow two leaders. However, for most formations, the number of platoon leaders is small when compared to the size of the formation. This minimizes the sensing requirements for each robot.

The system utilizes a hybrid control whereby robots switch between several behaviors, or modes of operation. The formation (global) state information is distributed among the robots in the two leader states. The rest of this paper addresses the issue of the stability of platoons within these formations. For the moment we will not address the issues of leader stability (i.e. mesh stability of the formation graph) nor the stability of behavior transitions.

4 String Stability and Linear Control

Mesh stability is a property of interconnected systems whereby a disturbance is attenuated as it propagates from one subsystem to the next. For the one-dimensional case, this property is referred to as *string stability*. For the case of a platoon of robots, we can define the inter-robot spacing error as:

$$e_i(t) = x_{i-1}(t) - x_i(t) - x_d \quad (1)$$

where $x_i(t)$ is the robot positions and x_d is the desired inter-robot spacing. String stability requires that the following constraints be met:

$$\|e_1\|_\infty \geq \|e_2\|_\infty \geq \dots \geq \|e_N\|_\infty \quad (2)$$

For any two adjacent robots we can define the following transfer function:

$$G(s) = \frac{E_i(s)}{E_{i-1}(s)} \quad (3)$$

where $E_i(s)$ is the Laplace transform of $e_i(t)$. An established result from linear system theory is:

$$\|e_i\|_\infty \leq \|g(t)\|_1 \cdot \|e_{i-1}\|_\infty \quad (4)$$

where $\|g(t)\|_1 = \int_0^\infty |g(t)|dt$. A sufficient and necessary condition that guarantees disturbances will not amplify as they propagate upstream is:

$$\|g\|_1 \leq 1 \quad (5)$$

Another well established fact from linear system theory is that:

$$\|G\|_\infty \leq \|g\|_1 \quad (6)$$

where $\|G\|_\infty = \max_\omega |G(j\omega)|$. Therefore if $\|G\|_\infty > 1$ then the system is string unstable. [7]

4.1 Longitudinal Control

We are assuming a string of N robots obeying identical kinematic and dynamic constraints. For this case study we will assume that each robot obeys the following constraint:

$$\dot{x} = u \quad (7)$$

where u is the control input to the system. All robots except the leader implement identical control policies. The design of these control policies can be categorized by the number and types of constraints they attempt to maintain. For the rest of this paper we will discuss three types of controller designs; *unidirectional*, *leader-centric* and *bidirectional* control.

Unidirectional Controllers: This type of controller implements only a single constraint. It attempts to minimize the inter-robot spacing error (1). Only a single local measurement of the inter-robot spacing from the robot immediately in front (i.e. toward the leader) is necessary to implement this control strategy. Since only a single local measurement is necessary, it is the most desirable of the three control strategies. Using the standard linear (PID) combinations of this error signal results in a control policy of:

$$U_i(s) = K(s)E_i(s) \quad (8)$$

where

$$K(s) = k_p + \frac{k_i}{s} + k_d s \quad (9)$$

Implementing a feedback system that utilizes this controller will result in the following transfer function:

$$\frac{E_i(s)}{E_{i-1}(s)} = \frac{k_d s^2 + k_p s + k_i}{(1 + k_d)s^2 + k_p s + k_i} \quad (10)$$

In order for this system to Bounded-Input Bounded-Output (BIBO) stable, the real portion of (10)'s two poles must be less than zero (i.e. lie in the LHP). This requirement results in the following constraints on the selection of the gain parameters (k_p, k_i , and k_d):

$$k_p > 0 \quad (11)$$

$$k_i > 0 \quad (12)$$

$$k_d > -1 \quad (13)$$

or

$$k_p < 0 \quad (14)$$

$$k_i < 0 \quad (15)$$

$$k_d < -1 \quad (16)$$

In addition the system will need to meet the constraints necessary for string stability. In particular :

$$\left\| \frac{E_i(j\omega)}{E_{i-1}(j\omega)} \right\|_{\infty} = \left| \frac{k_i - k_d \omega^2 + j k_p \omega}{k_i - (1 + k_d) \omega^2 + j k_p \omega} \right| \leq 1 \quad (17)$$

which simplifies to:

$$|k_i - k_d \omega^2| \leq |k_i - (1 + k_d) \omega^2| \quad (18)$$

From (18) it can be seen that when $\omega^2 = \frac{k_i}{1+k_d}$ that the RHS of (18) will be zero, but the LHS will not. In order for this system to be string stable for all frequency of $\omega \geq 0$ it will be necessary that the integral gain parameter (k_i) be zero. Therefore there is no choice of k_p , k_i and k_d that will result in a controller for each follower that will guarantee both BIBO stability as well as string stability. This result has been proved for systems that employ more complicated dynamics by many others (e.g. Peppard [9], Seiler et al[10], etc).

Leader-centric Controllers: Leader-centric controllers implement two constraints. They attempt to minimize both the inter-robot spacing error given by (1) as well as a new constraint of:

$$e_i^l(t) = x_0(t) - x_i(t) - i x_d \quad (19)$$

where $x_0(t)$ is the platoon leader's current position. This new constraint (19) requires a much more difficult to obtain global measurement between the platoon leader and itself. This additional measurement effectively decouples the followers from one another. Any disturbance in the leader's trajectory is immediately (or nearly immediately) sensed by each follower in the platoon. An instance of a linear controller for this type can be written as:

$$U_i(s) = K(s)[\beta E_i(s) + (1 - \beta) E_i^l(s)] \quad (20)$$

where $0 \leq \beta \leq 1$ can be thought of as a measurement mixing factor. The special case in this system is the first robot after the leader. Since the $e_i(t)$ and $e_i^l(t)$ are the same measurement for this case this robot will end up implementing (8) control policy. From this controller we can derive the following error transfer function:

$$\frac{E_i(s)}{E_{i-1}(s)} = \frac{\beta(k_d s^2 + k_p s + k_i)}{(1 + k_d)s^2 + k_p s + k_i} \quad (21)$$

The characteristic equation of (21) is identical to the characteristic equation of (10) and therefore the BIBO stability constraints on the various PID gains (11),(12) and (13) still apply. However, the mixing factor *beta* plays an important role in the system's string stability. The constraint for string stability for this system is given by:

$$\left\| \frac{E_i(j\omega)}{E_{i-1}(j\omega)} \right\|_{\infty} = \left| \frac{\beta(k_i - k_d\omega^2 + jk_p\omega)}{k_i - (1 + k_d)\omega^2 + jk_p\omega} \right| \leq 1 \quad (22)$$

For any BIBO stable choice for the PID gains k_p, k_i, k_d there is always a choice for β that will satisfy this constraint. In the extreme case of β equal to zero, each follower is completely decoupled from its neighbors. In this case we have N independent systems and there are no string instabilities. In the case that β equals one, the system degrades into a unidirectional controller.

Bidirectional Controllers: Similar to the *leader-centric* approach, the bidirectional controller strategies employ two constraints. Like the unidirectional and leader-centric strategies, the bidirectional approach attempts to minimize the inter-robot spacing error (1) as well as the following:

$$e_{i+1}(t) = x_i(t) - x_{i+1}(t) - x_d \quad (23)$$

This type of controller utilizes two local measurements; the inter-robot spacing between itself and its immediate predecessor and between itself and its immediate successor (i.e. the robot ahead as well as behind). Since both constraints require only local measurements, this strategy is more desirable than the leader-centric approach. An instance of a linear controller for this type can be written as:

$$U_i(s) = K(s)[\beta E_i(s) + (1 - \beta)E_{i+1}(s)] \quad (24)$$

Again where $0 \leq \beta \leq 1$ can be thought of as a measurement mixing factor. Implementing a feedback system that utilizes this controller will result in the following two transfer functions: (21) as well as

$$\frac{E_i(s)}{E_{i+1}(s)} = \frac{(1 - \beta)(k_d s^2 + k_p s + k_i)}{(1 + k_d)s^2 + k_p s + k_i} \quad (25)$$

(25) represents how errors propagate forward along the string. This error transfer function must also meet the requirements for string stability. In particular:

$$\left\| \frac{E_i(j\omega)}{E_{i+1}(j\omega)} \right\|_{\infty} = \left| \frac{(1 - \beta)(k_i - k_d\omega^2 + jk_p\omega)}{k_i - (1 + k_d)\omega^2 + jk_p\omega} \right| \leq 1 \quad (26)$$

One might wonder why there would be any error signals propagating from the back of the platoon toward the leader? First, the bidirectional strategy results in a fully connected system (i.e. all follower robots effect all other followers). Second, the last follower robot in the platoon is a special case and simply implements the unidirectional control law (8). When a forward propagating disturbance reaches the last follower, it has a "reflective effect" that creates a disturbance that propagates back toward the leader.

It should be noted that these two string stability constraints are opposing each other. The choice of the measurement mixing factor β is a design trade-off. The optimal mixing factor is affected not only by the choice of PID gains but also by the length of the platoon as well as the special case of the last follower. A value of 0.5 is the special case of equal attenuation of disturbances in both directions. Values greater than 0.5 attenuates the disturbances fast in the forward then in the backward direction while values less than 0.5 have the opposite effect.

The choice of β also effects the reactivity of the platoon to the leader's changes. A smaller value of β has a "sluggish" effect resulting in larger overshoot and settling times for the first followers in the platoon. The extreme case of β equal to zero will result in the platoon ignoring all leader inputs! Larger values of β will result in a more reactive system but increasing it will eventually lead to string instabilities.

4.2 Lateral Control

The control law given in the previous section will maintain spacing for strings that requires each robot in the formation to maintain a zero bearing with the robot ahead of it. However our

approach to formations require that the members of the platoons hold various bearings. Could these control laws be adapted for these cases as well and maintain their stability properties? The answer to this question is very dependent on the actuation model of the robot. If the robot has enough actuation to independently maintain separation, bearing as well as heading then the answer is yes. For robots equipped with holonomic actuation, the lateral control law for a bidirectional controller is given by

$$u_i(t) = h_1 \bar{\psi}_i + h_2 \int_0^t \bar{\psi}_i d\tau - h_3 \bar{\psi}_{i+1} - h_4 \int_0^t \bar{\psi}_{i+1} d\tau \quad (27)$$

Given that:

$$\bar{\psi}_i = \psi_i - \psi_d \quad (28)$$

where ψ_i is the bearing to the robot's target and ψ_d is the desired bearing to that robot.

Since all robots in a platoon must maintain the same heading as its platoon leader, it is assumed that this information is communicated to each robot in the platoon and that each robot has the ability to sense its global heading (via a compass, inertia measurements, etc.). If heading changes by the platoon leader are infrequent, then communication bandwidth can be maximized by only communicating heading changes.

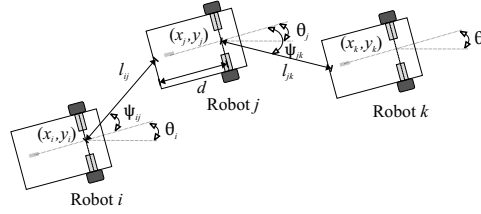


Fig. 2. Formation string

For under actuated robots the answer is yes as well, but with a few reservations. Given the following simplified kinematics model for a two-wheeled differential drive mobile robot:

$$\begin{bmatrix} \dot{x}_i \\ \dot{y}_i \\ \dot{\theta}_i \end{bmatrix} = \begin{bmatrix} \cos \theta_i & 0 \\ \sin \theta_i & 0 \\ 0 & 1 \end{bmatrix} \begin{bmatrix} v_i \\ \omega_i \end{bmatrix} \quad (29)$$

and the desired inter-vehicle spacing, bearing and orientation, l_d , ψ_d and θ_d respectively, we can derive the error kinematics with a simple change of coordinates:

$$\begin{bmatrix} \dot{\bar{l}}_{ij} \\ \dot{\bar{\psi}}_{ij} \\ \dot{\bar{\sigma}}_{ij} \end{bmatrix} = \begin{bmatrix} \cos \psi_{ij} & 0 \\ -\frac{\sin \psi_{ij}}{l_{ij}} & 1 \\ 0 & 1 \end{bmatrix} \begin{bmatrix} v_i \\ \omega_i \end{bmatrix} - \begin{bmatrix} \cos(\sigma_{ij} + \psi_{ij}) & d \sin(\sigma_{ij} + \psi_{ij}) \\ -\frac{\sin(\sigma_{ij} + \psi_{ij})}{l_{ij}} & \frac{d \cos(\sigma_{ij} + \psi_{ij})}{l_{ij}} \\ 0 & 1 \end{bmatrix} \begin{bmatrix} v_j \\ \omega_j \end{bmatrix} \quad (30)$$

where

$$\bar{l}_{ij} = l_{ij} - l_d \quad (31)$$

$$\bar{\psi}_{ij} = \psi_{ij} - \psi_d \quad (32)$$

$$\bar{\theta}_i = \theta_i - \theta_d \quad (33)$$

$$\sigma_{ij} = \theta_i - \theta_j \quad (34)$$

and d is the distance between the robot's axis of rotation and the end of the robot (see figure 2). We can solve these sets of nonlinear equations with feedback linearization. Using the bidirectional controller design results in the following switched control laws:

$$u_j(t) = \begin{bmatrix} v_j \\ \omega_j \end{bmatrix} = \begin{cases} K_1, & \text{if } \bar{\theta}_j < \epsilon \\ K_2, & \text{otherwise} \end{cases} \quad (35)$$

where

$$K_1 : \begin{bmatrix} v_j \\ \omega_j \end{bmatrix} = \mathbf{M}_{jk} \begin{bmatrix} k_1 \bar{l}_{jk} + k_2 \dot{\bar{l}}_{jk} + k_3 \int_0^t \bar{l}_{jk} d\tau \\ h_1 \bar{\psi}_{jk} + h_2 \dot{\bar{\psi}}_{jk} + h_3 \int_0^t \bar{\psi}_{jk} d\tau \end{bmatrix} + \mathbf{M}_{ij} \begin{bmatrix} k_4 \bar{l}_{ij} + k_5 \int_0^t \bar{l}_{ij} d\tau \\ h_4 \bar{\psi}_{jk} + h_5 \int_0^t \bar{\psi}_{jk} d\tau \end{bmatrix} \quad (36)$$

$$K_2 : \begin{bmatrix} v_j \\ \omega_j \end{bmatrix} = \begin{bmatrix} 0 \\ p\bar{\theta}_i \end{bmatrix} \quad (37)$$

and M_i and M_{jk} are given as:

$$\mathbf{M}_{ij} = \begin{bmatrix} \frac{\cos(\sigma_{ij} + \psi_{ij}) - l_{ij} \sin(\sigma_{ij} + \psi_{ij})}{d} & \frac{l_{ij} \cos(\sigma_{ij} + \psi_{ij})}{d} \end{bmatrix} \quad (38)$$

$$\mathbf{M}_{jk} = \begin{bmatrix} \frac{\cos(\sigma_{jk} + \psi_{jk}) - l_{jk} \sin(\sigma_{jk} + \psi_{jk})}{d} & \frac{l_{jk} \cos(\sigma_{jk} + \psi_{jk})}{d} \end{bmatrix} \quad (39)$$

K_1 is a bidirectional controller that attempts to minimize the spacing and bearing errors between the itself and the vehicle ahead as well as behind. However, this controller was designed under the assumption that all robots maintain the same heading as the leader. The K_2 control law switches on whenever this constraint is not met. Its purpose is to keep the robot heading equalized with its leader. It is important to pick an ϵ that is not too small. Otherwise there will be too much trashing back and forth between the two control laws.

5 Simulations and Experiments

5.1 Experimental Methods

The various controllers were tested using USC's Player [5] robot server and Gazebo simulator. Physical robot experiments were performed using four Active Media Pioneer 2 DE mobile robots equipped with 802.11b wireless Ethernet and Sick LMS200 laser range finders.

No.	Unidirectional		Bidirectional	
	Peak Value	% increase	Peak Value	% increase
1	123	-	191	-
2	148	20.3	179	-6.3
3	184	24.3	142	-20.7
4	236	28.2	83	-41.5

Table 1. Comparison of peak overshoot values

5.2 Experimental Results

Figure 3 demonstrates the problem of string instability. Although all error signals have a steady-state error of zero (i.e. each robot is individually stable), the peak overshoot of each robot increases along the platoon. Table 1 lists the peaks for each robot and the percentage increase from one robot to the next. Figure 4 shows the identical setup as Figure 3, however the robots are utilizing a bidirectional controller. As revealed in Table 1 the initial disturbance of the lead robot's starting motion (a step response) is attenuated along the platoon.

The last six figures demonstrate the stability and performance of the bidirectional controller using both longitudinal and lateral feedback. In each case, four robots formed platoons at various bearings. Initially the robots are in their proper positions and at rest. The figures plot the separation and bearing errors generated by the leader's stop-and-go motion (i.e. the step response input). In each case the controller was able to attenuate the disturbance without any string stability problems.

6 Conclusion and Future Work

We have presented an approach to designing string stable formation controllers for certain modes of operations. In particular we have shown that a linear bidirectional controller can be used to maintain platoons of robots and reject disturbances that may be introduced. We tested this design in simulation and for the longitudinal control on physical robots as well.

In the future we plan on studying the overall stability of the formation as well as addressing stability concerns regarding the switching of behaviors. We will continue testing our approach on non-holonomic robots (Pioneers) as well as holonomic platforms (model helicopters).

Acknowledgment

The authors would like to thank Srikanth Saripalli and Sameera Poduri for all their assistance. This work is supported in part by the DARPA MARS program under grants DABT63-99-1-0015 and 5-39509-A (via UPenn), and by NSF CAREER program under grant IIS-0133947.

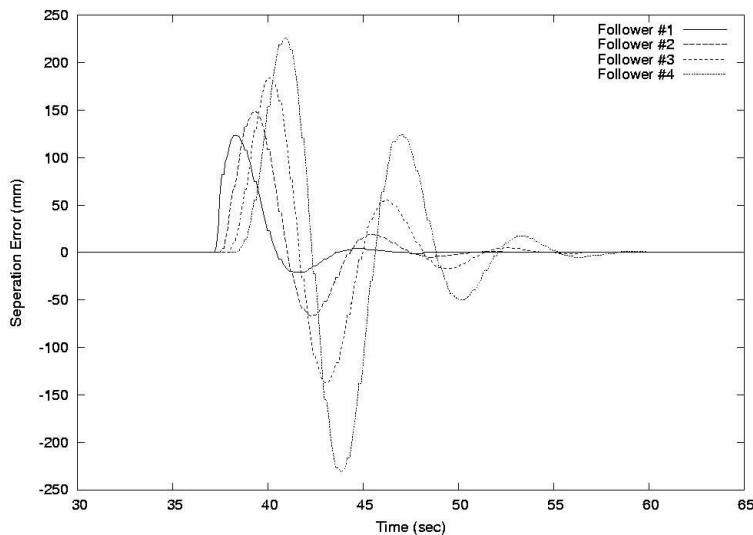


Fig. 3. Unidirectional Controller Demonstrating String Instabilities (Gazebo Simulation)

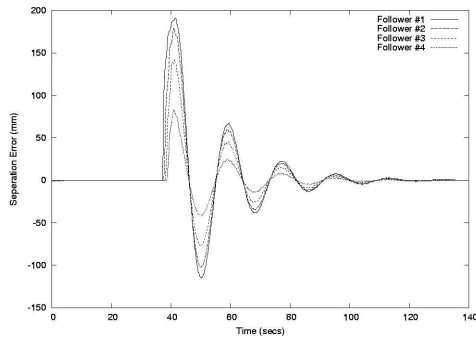


Fig. 4. Bidirectional Controller Demonstrating String Stabilities (Gazebo Simulation)

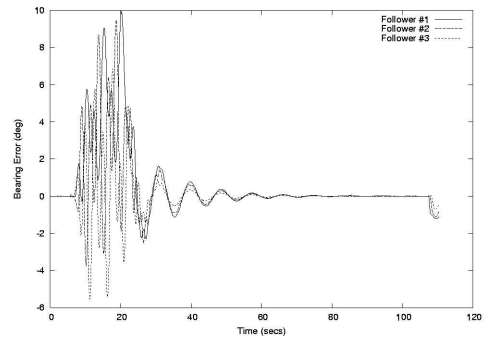


Fig. 7. Bearing Errors for a Bidirectional Longitude Controller while maintaining a 30 degree bearing. (Gazebo Simulation)

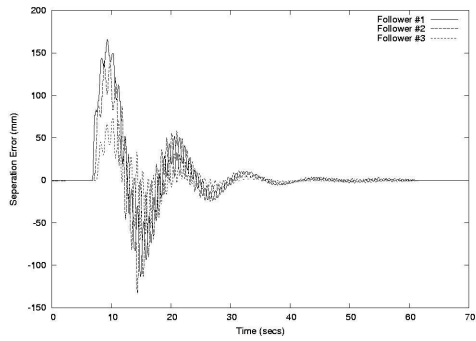


Fig. 5. Bidirectional Controller Demonstrating String Stabilities (Pioneer Robots)

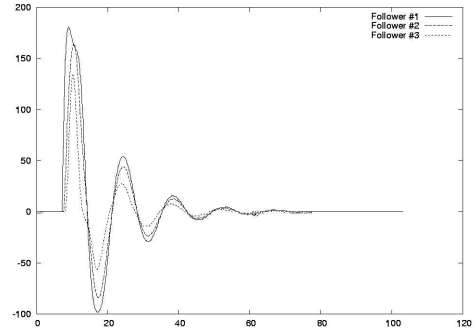


Fig. 8. Separation Errors for a Bidirectional Longitude Controller while maintaining a 45 degree bearing. (Gazebo Simulation)

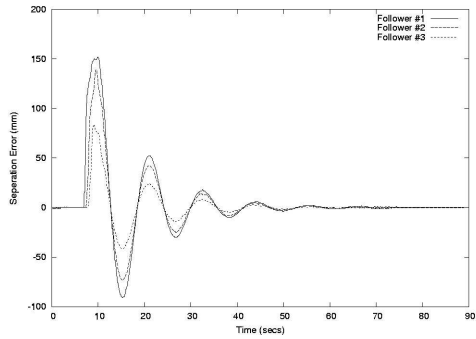


Fig. 6. Separation Errors for a Bidirectional Longitude Controller while maintaining a 30 degree bearing. (Gazebo Simulation)

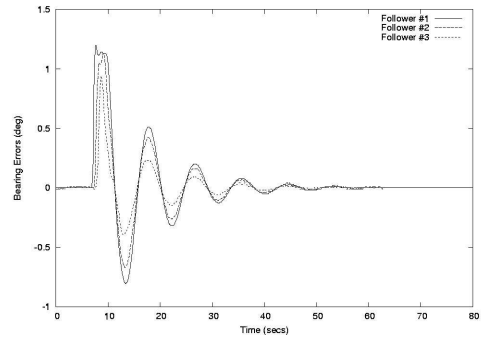


Fig. 9. Bearing Errors for a Bidirectional Longitude Controller while maintaining a 45 degree bearing. (Gazebo Simulation)

References

1. A. P. Aguiar, A. N. Atassi, and A. M. Pascoal. Regulation of a nonholonomic dynamic wheeled mobile robot with parametric modeling uncertainty using lyapunov functions. In *Proceedings of 39th IEEE Conference on Decision and Control (Sydney, Australia)*, December 2000.
2. Carlos Canudas de Wit and Bernard Brogliato. Stability issues for vehicle platooning in automated highway systems. In *Proceedings of the IEEE International Conference on Control Applications, (Hawaii USA)*, pages 1377–1382, August 1999.
3. J. P. Desai, J. Ostrowski, and V. Kumar. Controlling formations of multiple mobile robots. In *Proceedings of the IEEE International Conference on Robotics and Automation, (Leuven, Belgium)*, pages 2864–2869, May 1998.
4. J. Fax and R. Murray. Graph laplacians and stabilization of vehicle formations. In *Proceedings of the 15th IFAC Congress (Barcelona, Spain)*, July 2002.
5. B. Gerkey, R. T. Vaughan, K. Støy, A. Howard, G. S. Sukhatme, and M. J. Matarić. Most valuable player: A robot device server for distributed control. In *Proceedings of the IEEE/RSJ International Conference on Intelligent Robots and Systems (IROS'01)*, pages 1226–1231, October 2001.
6. W. S. Levine and M. Athans. On the optimal error regulation of a string of moving vehicles. *IEEE Transactions on Automatic Control*, 11:355–361, July 1966.
7. X. Liu, S.S. Mahal, A. Goldsmith, and J.K. Hedrick. Effects of communication delay on string stability in vehicle platoons. In *IEEE 4th International Conference on Intelligent Transportation Systems (ITSC)*, 2001.
8. David J. Naffin and Gaurav S. Sukhatme. Negotiated formations. Submitted to The Eighth Conference of Intelligent Autonomous Systems (IAS-8), Amsterdam, March 2004.
9. Lloyd E. Peppard. String stability of relative-motion pid vehicle control system. *IEEE Transactions on Automatic Control*, pages 579–581, October 1974.
10. P. Seiler, A. Pant, and K. Hedrick. Disturbance propagation in large interconnect systems. In *Proceedings of the American Control Conference (Anchorage AK)*, May 2002.
11. D. Swarrop and J. K. Hedrick. String stability of interconnected systems. *IEEE Transactions on Automatic Control*, 41(3):349–357, March 1996.
12. H. Tanner, V. Kumar, and G. Pappas. Stability properties of interconnected vehicles. In *Proceedings of the 15 International Symposium on Mathematical Theory of Networks and Systems, (Notre Dame, IN)*, August 2002.
13. H. Tanner, G. Pappas, and V. Kumar. Input-to-state stability on formation graphs. In *Proceedings of the IEEE International Conference on Decision and Control, (Las Vegas, NV)*, December 2002.
14. Herbert G. Tanner, George J. Pappas, and Vijay Kumar. Leader-to-formation stability. In *IEEE International Conference on Robotics and Automation*, 2003.
15. Rene Vidal, Omid Shakernia, and Shankar Sastry. Formation control of nonholonomic mobile robots with omnidirectional visual servoing and motion segmentation. In *IEEE International Conference on Robotics and Automation*, 2003.