



# Toward an Understanding of Infant Behavior Changes During Contingent Learning with a Socially Assistive Humanoid Robot

USC  
Infant Neuromotor  
Control Laboratory

Weiyang Deng<sup>\*1</sup>, Marcelo Rosales<sup>\*1</sup>, Nina S. Bradley<sup>1</sup>, José Carlos Pulido<sup>2</sup>, Maja J. Matarić<sup>3</sup>, Beth A. Smith<sup>1</sup>

1. Division of Biokinesiology and Physical Therapy, University of Southern California, Los Angeles, CA, USA.
  2. Planning and Learning Group, Departamento de Informática, Universidad Carlos III de Madrid, Madrid, Spain
  3. Interaction Lab, Department of Computer Science, University of Southern California, Los Angeles, CA, USA
- \*equal contributions

## Introduction

Contingent learning paradigms have demonstrated that infants can modify their movement quantity, joint angles, and inter-joint coordination patterns to activate a mobile as a contingent reward (Rovee and Rovee, 1969; Angulo-Kinzler et al., 2002; Chen et al., 2002; Sargent et al., 2014).

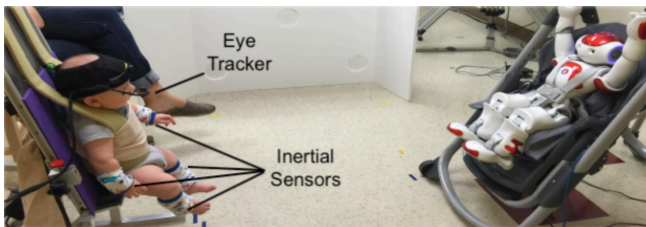
Classic definition of infant "learner" = if he or she demonstrated a movement ratio of 1.5 or greater for the frequency of movements that generated reinforcement in the contingency period compared to movements that generated reinforcement in the baseline period.

To date, using movement frequency alone has not adequately captured how infants are exploring and learning where their limbs are in space, how they work, and what range of actions they can achieve with them.

We seek to identify behaviors essential to successful infant learning using an infant-robot interaction contingent learning paradigm. We are using a socially assistive humanoid robot as a novel, socially-motivated form of reward.

We are measuring 1) visual gaze behavior and 2) kinematic characteristics of leg movement behavior as infants explore and learn (or do not learn) that their leg movements activate the robot as a contingent reward.

## Method



**Figure 1.** Infant wearing inertial sensors on arms and legs and head-mounted eye tracker seated across from socially assistive humanoid robot.

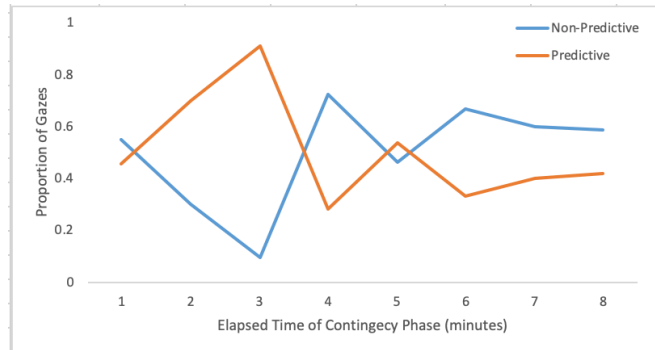
We are using a contingent learning paradigm where reward from a socially assistive humanoid robot is contingent on the movement of the right leg of an infant (Figure 1).

**Visual Gaze Behavior:** We are measuring visual gaze behavior using a head-mounted eye tracker (Figure 1). We hypothesize that infants who learn the contingency will anticipate reward and demonstrate predictive gaze (looking at the robot in anticipation of the reward).

**Leg Movements:** We are measuring kinematic characteristics of leg movement behavior using wearable sensors (Figure 1). We will determine whether infants 1) move the same amount but increase variability of movements, 2) generate more movements with the same variability, or 3) increase both measures as they successfully learn the contingency.

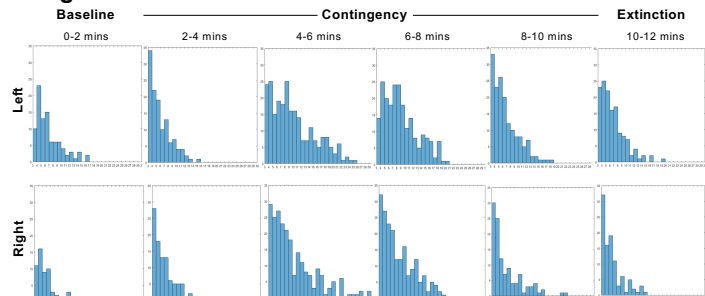
## Results

### Visual Gaze Behavior:



**Figure 2.** Proportion of gazes that were predictive vs. non-predictive across the 8 minutes of the contingent learning paradigm.

### Leg Movements:



**Figure 3.** Distribution of left and right leg movement accelerations across 2 mins of baseline, 8 mins of contingent learning, and 2 mins of extinction. Amount of movement is represented by the area under the curve and variability of movement is represented by the shape of the distribution.

## Discussion

**Visual Gaze Behavior:** Pilot data (Figure 2) from a 6-month-old infant who was classified as a learner and demonstrated predictive gaze. From ~60-80% of her gazes were predictive within the first 3 minutes of the contingency phase, then predictive gaze decreased to ~20-40% of her gazes across the remaining contingency phase, possibly due to reduced engagement and/or reward value after the discovery.

**Leg Movements:** Pilot data (Figure 3) from a 7-month-old infant who was classified as a learner showed that he increased both amount and variability of movements. For amount, his movement ratio reached 4.0. For variability, range of 95% CI of the mean of acceleration peaks produced increased from 1.2 m/s<sup>2</sup> (baseline) to 2.3 m/s<sup>2</sup> (contingency).

**Future work:** Complete data collection with infants with typical development (n=10) and expand to infants at risk for autism spectrum disorders.

## Acknowledgements

We thank the families and infants who participated in this study. This study was funded by a grant from National Science Foundation (NSF CBET-1706964) (PI: Smith, Co-PI: Matarić).