

Design and Validation of a Micro-AUV for 3-D Sampling of Coherent Ocean Features In-Situ

David Heermance^a, Dhanushka Kularatne^b, Jose Daniel Hernandez Sosa^c, M. Ani Hsieh^b and Ryan N. Smith^{a*}

^aDepartment of Physics and Engineering, Fort Lewis College, Durango, CO 81301 USA


^b SAS Laboratory, Mechanical Engineering & Mechanics Department, Drexel University, Philadelphia, PA 19104, USA

^c ULPGC - SIANI Research Institute, Campus de Tafira, 35017 Las Palmas de G.C., Spain


The ocean, as vast as it is complex, has a plethora of dynamically moving and/or changing phenomena that are of legitimate scientific interest, e.g., ocean fronts and Lagrangian Coherent Structures (LCS). These coherent ocean features occur from tidal mixing and ocean circulation, and are generally characterized as narrow bands of locally intensive physical gradients with enhanced circulation, biological productivity, and optimal transport phenomena. Spatial extents of phenomena can be on the order of 10s of km², and episodic events can last from hours to weeks. Here, robots are essential to enable a deep understanding, and the effective cooperation of teams of robotic platforms holds the key to realizing a revolution in understanding complex ocean systems. These features cannot be thoroughly studied through traditional sampling involving random and/or discrete sampling approaches, moreover it is not cost-effective to validate new sampling methodologies in the field. Additionally, operating a single robotic platform in the ocean is hard, and coordinating a team of robots presents challenges in communication on top of dealing with navigation and complex ocean dynamics. While neither underwater communication, nor ocean dynamics are well-understood, both are integral for fully-autonomous ocean surveillance and sampling. To this end, in this paper we present the development and validation of a micro-AUV (Fig. 1) for deployment in a laboratory testing tank able to simulate large-scale ocean dynamics. The goal is to gain an understanding of the 3-dimensional (3-D) structure that exists in coherent ocean features, e.g., ocean fronts, eddys and Lagrangian Coherent Structures (LCS), for the purpose of developing better physical and biological models to aid autonomous ocean research.

The micro-AUV is 11.5 cm long and is capable of full six degree-of-freedom motion. Forward motion is controlled with three independently-operated micro DC motors. Yaw is controlled with two control planes attached to a nano-servo motor. Pitch is controlled with a sliding mass within the vehicle attached to another nano servo motor. The vehicle is designed to be slightly positively buoyant, and stable in roll. The vehicle has a maximum velocity of approximately 15 cm/s. The hull of the vehicle was designed to maximizing stability and controllability, while minimizing size. The entire hull and components were printed using ABS plastic on a commercial, rip-rap, 3-D printer. The primary components of the micro-AUV are a lithium polymer (LiPo) battery, custom controller board, and X-Bee radio module. The custom control board contains a microcontroller, inertial measurement unit (IMU), and three motor controller integrated circuits (ICs). A unique pattern of retro-reflective markers is affixed to the vehicle to enable real-time tracking of the vehicles full six-dimensional (6-D) pose using a network of overhead motion capture cameras within the multi-Robot Coherent Structure Testbed (mCoSTe) at Drexel University. Specifically, we test and validate the vehicle in the Multi-Robot (MR) Tank, a 3 m 3 m 1 m testing tank capable of simulating time-independent or time-varying coherent ocean features to scale. The MR tank is shown in Fig. 2; Fig. 2(a) shows the tank filled with particle imaging velocimetry (PIV) particles used to track surface flow fields, and Fig 2(b) displays a coherent feature simulating an ocean front (yellow line) created by four submerged, rotating cylinders.

Geophysical fluid dynamics (GFD) is the study of natural fluid flows that span large physical scales, such as oceans, eddies, jets, the atmosphere, and rivers. And while GFD flows are naturally stochastic and aperiodic, they do exhibit coherent structures. Coherent structures are important because



(a) The fully-assembled micro-AUV.




(b) An exploded image of the micro-AUV displaying all internal components and workings.

Figure 1: Images of the micro-AUV designed to gather 3D data on coherent ocean structures.

*Corresponding Author: Ryan N. Smith, rnsmith@fortlewis.edu



(a) An image of the mCoSTe testing tank at Drexel University with tracer particles floating on the water surface.



(b) An image of the mCoSTe testing tank at Drexel University. The yellow line in the image depicts a coherent frontal structure for examination.

Figure 2: The mCoSTe testing tank for simulating the full 3D dynamics of coherent ocean structures within a laboratory setting.

they enable the estimation of the underlying geophysical fluid dynamics and the prediction of various physical, chemical, and biological processes in GFD flows. Through this work, we aim to overcome theoretical and technical challenges in the development of a general mathematical and control framework for distributed autonomous sensing and tracking of geophysical fluid dynamics (GFD) and to understand the utility of GFD with respect to increasing the autonomy of unmanned marine vehicles. The proposed framework has been shown to be successful with Autonomous Surface Vehicles (ASVs) by the authors in previous studies. This innovative micro-AUV will extend current capabilities to the full water column and increase our understanding of the 3-D dynamics occurring in GFDs. The micro-AUV will be able to agilely maneuver underwater, while sensing the flow fields using velocity flow meters affixed to the exterior of the vehicle.

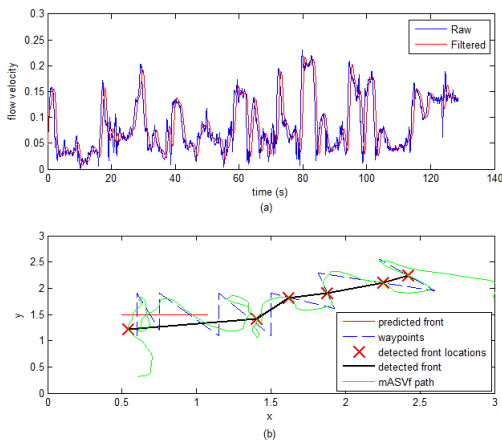


Figure 3: Tracking a velocity front in an actual flow in the MR tank. (a) Raw and filtered velocity measurements. (b) Front tracking performance.

this ground truth measurement along with data collected by the micro-AUV for time-independent flows. Additionally, we compare measurements taken by the probe while the micro-AUV is sampling a time-varying flow. Building upon successful work by the authors in tracking coherent features in 2-D, robotic tracking of manifolds and coherent structures in 3-D flows will be achieved through the use of this novel micro-AUV.

In this paper, we detail the kinematics and dynamics of the micro-AUV, along with all system components. Further, we present results from several experiments conducted to validate the use of the micro-AUV for analysis of 3-D structure of coherent features within the MR tank at Drexel University. Initial tests presented will demonstrate the ability of the vehicle to operate within the tank and benchmark the operational capabilities of the micro-AUV. We operated the micro-AUV on the surface of the water to verify the ability to track a time-varying feature in the MR tank (Fig. 2(b)) in real time. We achieve similar results to those obtained using the ASVs in the lab, see Fig. 3. We then extend the results obtained from experiments similar to those presented in Fig. 3 to track a coherent feature in all three spatial dimensions.

To validate the results obtained from the full three-dimensional analysis of the coherent feature, we use a Nortek Vectrino profiler, a profiling Velocimeter that can measure 3-D velocity at rates up to 100 Hz. We present results from