



The HopKopter: A Solution to Maneuvering in Cluttered Environments for Extended Periods of Time

Jordann M^cCarty, Andrew Stuntz, David Liebel, Geoff Johnson and Ryan N. Smith

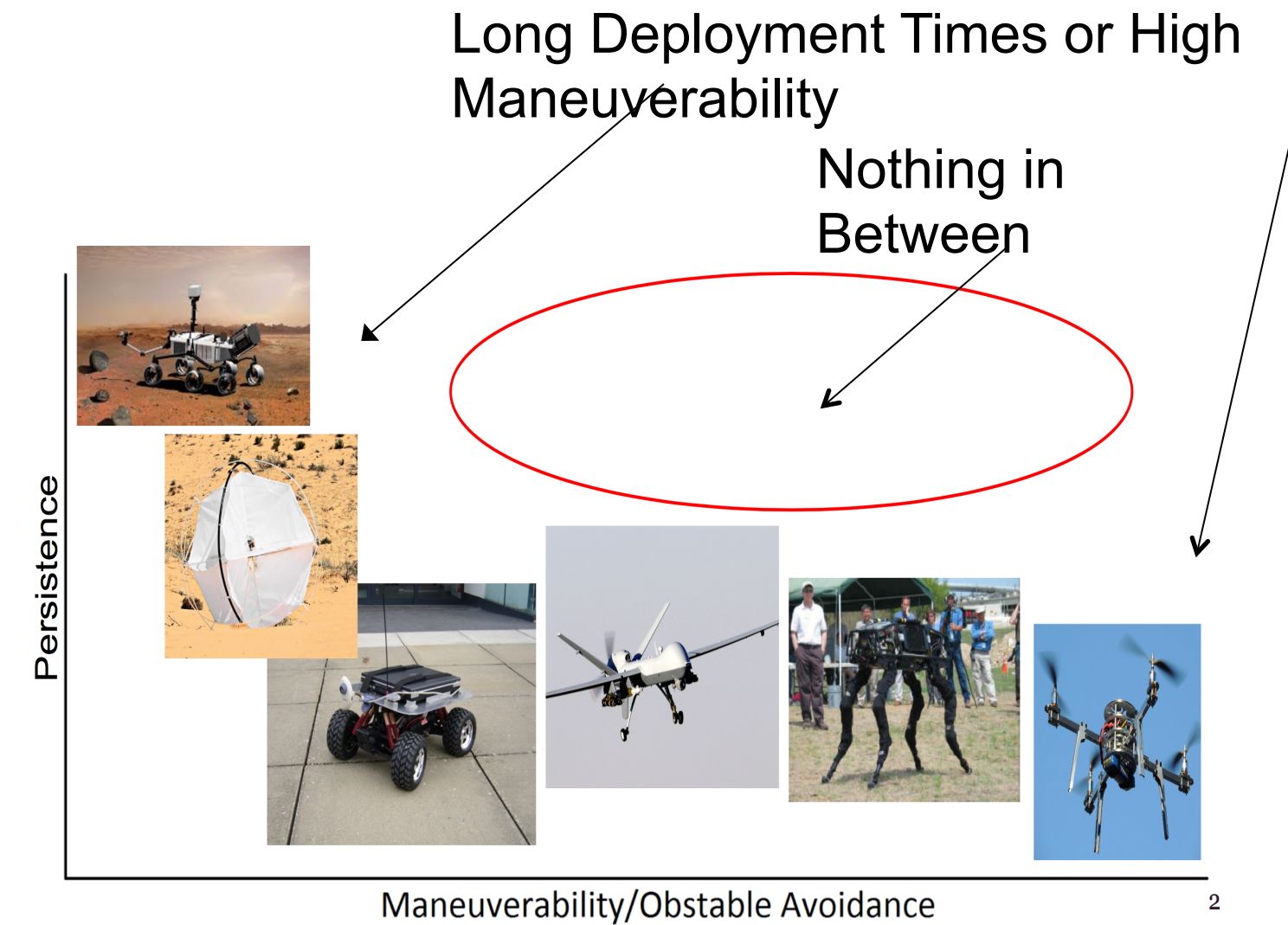
Robotic GNOME Laboratory
Fort Lewis College, Durango, CO



Abstract

The goal of this project was to design an autonomous robot capable of terrestrial navigation, as well as obstacle avoidance via aerial agility. Currently, robots only operate in one of three domains: air, land, or water. Flying robots are very agile, but use a considerable amount of energy to stay airborne. Terrestrial robots have longer deployment times, but have difficulty maneuvering in complex domains with large obstacles. Here, we combine two operational modalities to improve navigation by enabling the vehicle to jump over or easily maneuver around obstacles. The proposed prototype is able to persistently survey the environment and avoid multiple obstacles that may encountered.

Motivation



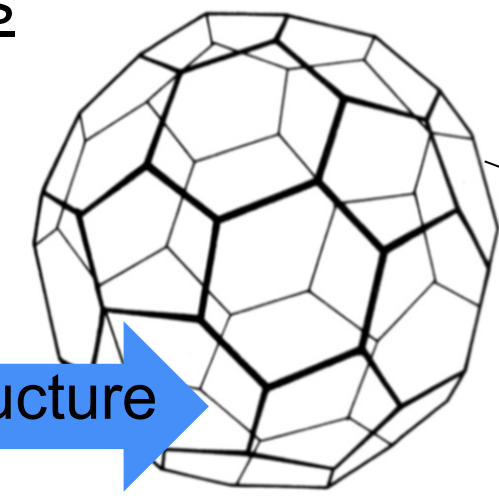
Design objectives

Based on the abstract and the motivation a list of objectives was developed to satisfy this problem.

- Operates in *two domains*, air and ground
- Long Deployments, an hour or more
- Holonomic, controllable in all degrees of freedom
- “Jump” over obstacles
- Feasible to Build
- Reasonable Cost, less than \$5000

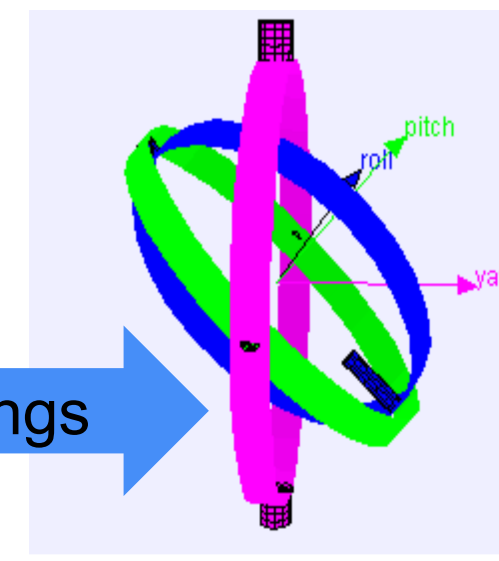
Design Process

1. Outer Structure



The outer structure provides operation in the ground domain. It is constructed with carbon fiber rods and 3D printed connectors. The geodesic dome shape is strong and lightweight.

2. Gimbal Rings



The gimbal rings allow the system to be completely holonomic.

3. Quadcopter



The quadcopter allows the second mode of operation in the air. It also allows us to “jump” over obstacles. Using two batteries we can get an operational time over an hour.

Final Prototype

Due to the complexity and nature of designing robotic systems only a physical prototype was developed.

- When you combine the 1. outer structure, the 2. gimbal rings, and the 3. quadcopter you get the HopKopter.
- By building a prototype the team showed that the HopKopter is feasible to build.



Testing and Validation

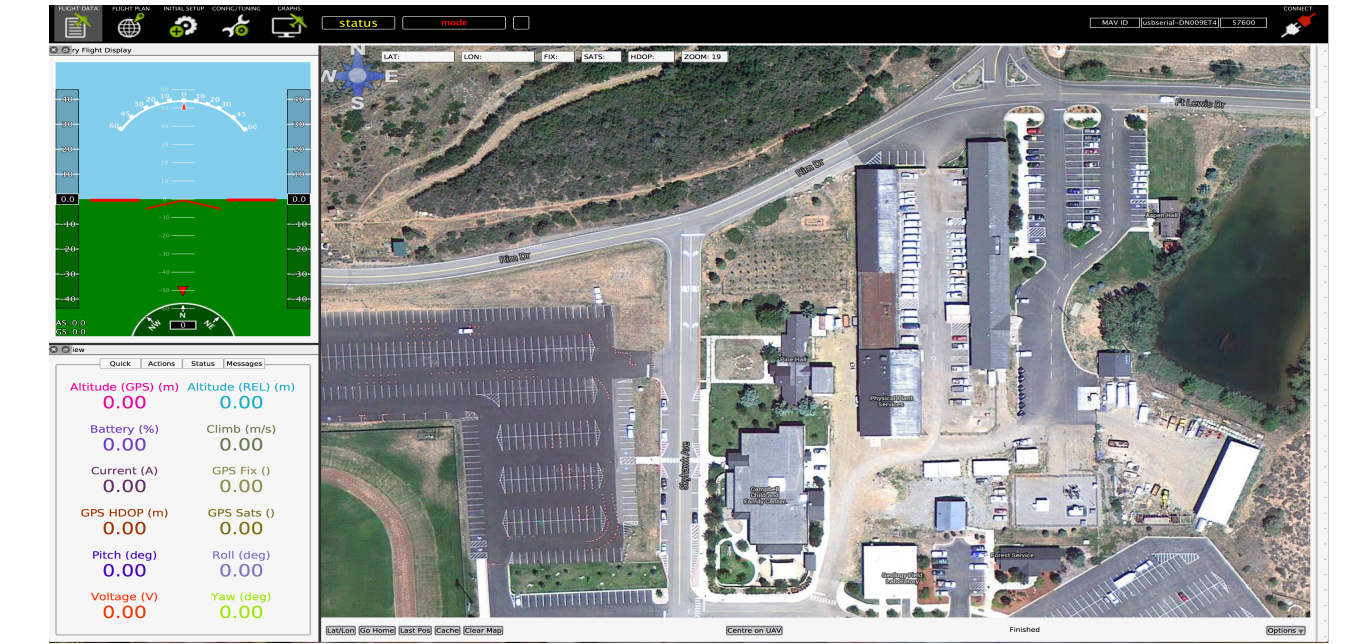
The HopKopter was subjected to numerous tests to validate and characterize the design.

- Outer Structure Drop Test
- Gimbal Free Movement Test
- Quadcopter Waypoint Following Test
- Rolling Test

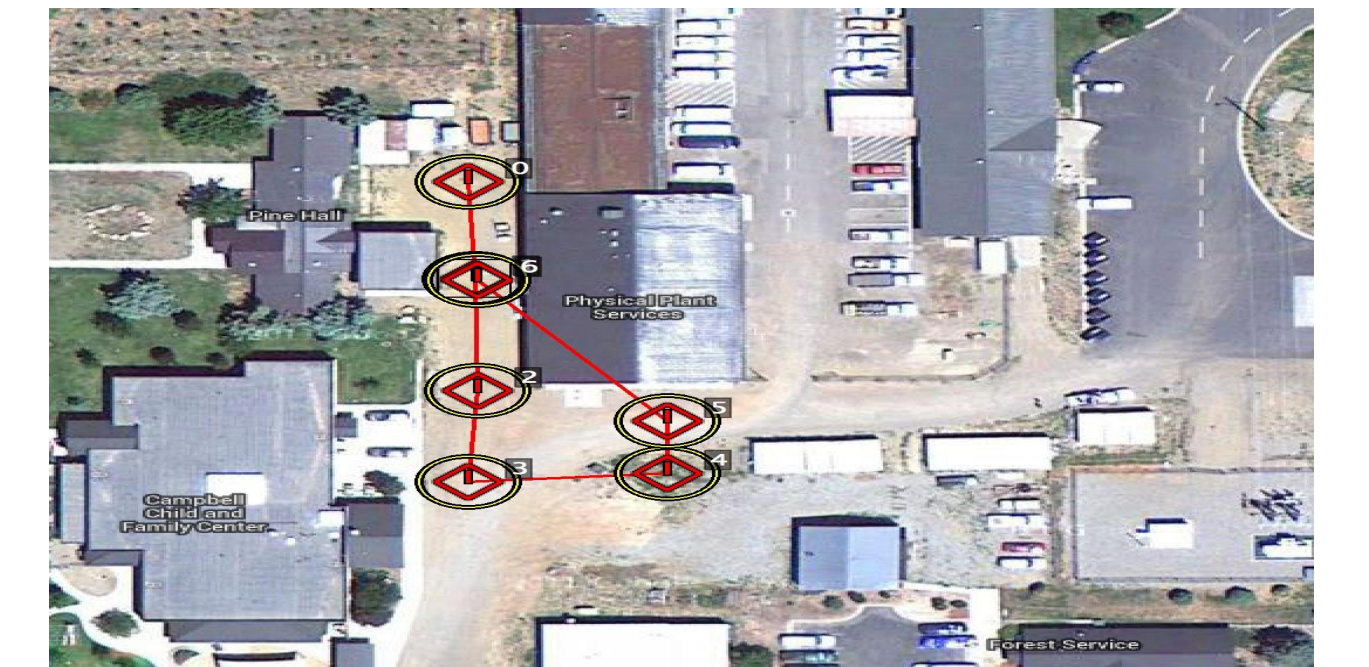
Acknowledgements

The FLC Robotics Senior Seminar Design Team would like to acknowledge and thank the following: the support of an FLC Undergraduate Research Grant, our advisor Dr. Ryan N. Smith, the support of Alex Hostiuk, and the hands on help provided by Cody Montoya.

Software and Control



Above is screenshot of the APM:Planner Software. It is an open source Flight Control Software that allows autonomous flights. Below is an example of a path where the quad may fly until point 5 and then fly back to point 1.



Future Work and Application

The HopKopter has been developed and is ready for more autonomy. This autonomy must be programmed and is one of the more difficult aspects of the project.

- Potential applications:
 - Avalanche Mitigation
 - Rescue Situations
 - Lost person Identification
 - Distributed Robot Systems