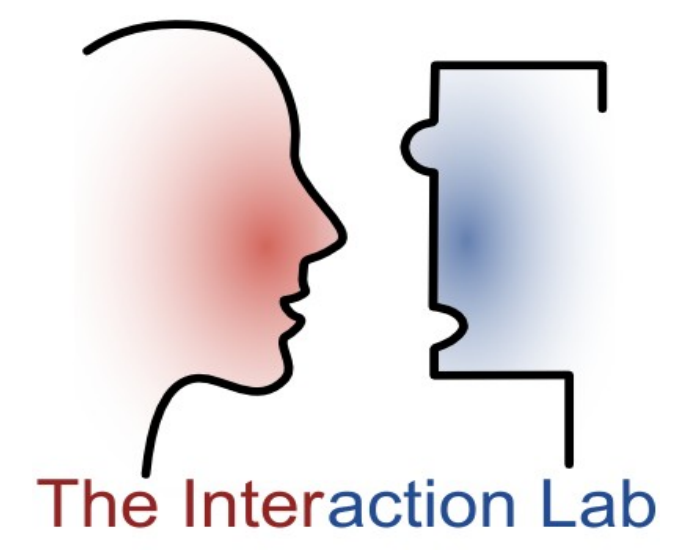




# Encouraging User Autonomy Through Robot-Mediated Intervention

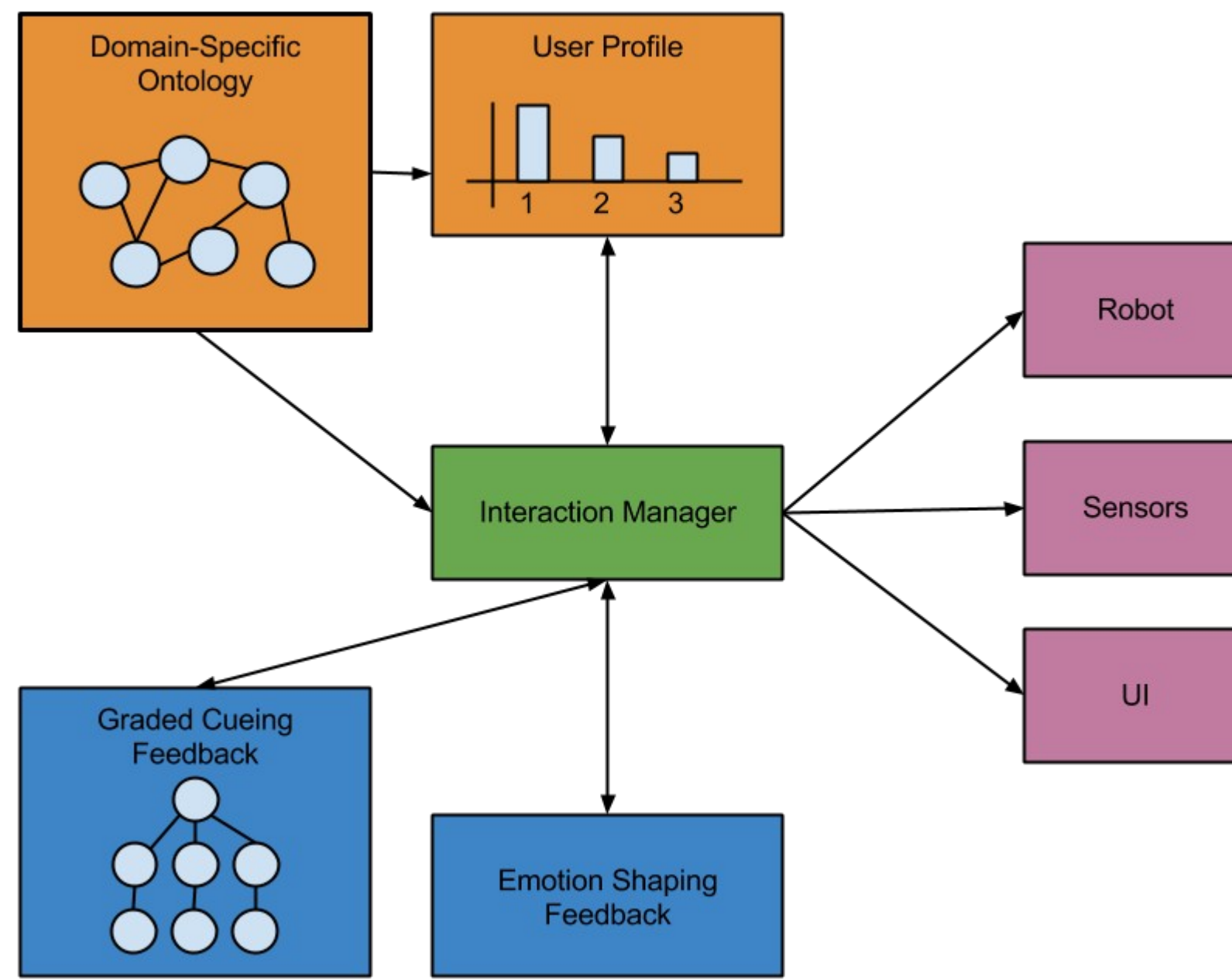
Jillian Greczek and Maja Mataric  
University of Southern California



## Self-Management Coach

In modern nursing literature, *patient autonomy* is differentiated from mere *compliance* by the ability of the patient to make healthcare decisions for themselves with the advice of healthcare professionals. A care-receiver with autonomy has the ability to ask for help from caregivers without being dependent on them. Treating a care-receiver as an *apprentice* rather than a *dependent* results in greater proficiency at self-management and also allows each patient to adjust their autonomy to the level most comfortable for them. When a care-receiver is empowered with more autonomy, they are better able to self-manage outside of caregiver intervention and can make more informed decisions about their healthcare. This philosophy of patient-centered care respects the humanity of individuals with chronic conditions and other persistent healthcare problems. Importantly, this perspective must be incorporated into the design and implementation of robot-mediated healthcare interventions in order for them to be accepted by real-world users. We address this problem with the **Self-Management Coach** – an in-home, socially assistive robot and surrounding integrated technology that promotes patient autonomy by providing behavior- and emotion-shaping feedback while teaching new healthcare tasks to individuals with chronic conditions. After diagnosis with a chronic condition, people must process a large amount of healthcare information, go home, then remember and master new health behaviors, often with limited access to their doctor or specialist. An in-home, socially assistive robot can provide on-demand healthcare information, educating, training, and comforting patients about their conditions. The goal of the Self-Management Coach is to serve as an extension of existing healthcare infrastructure to provide in-home training for people with chronic conditions so that they can regain autonomy in self-care. By providing autonomy-encouraging feedback and emotional support, the Self-Management Coach can improve health outcomes for these individuals. The development of the Self-Management Coach relies on the integration of several types of adaptive, personalized feedback and monitoring from the robot. The robot should do this as autonomously as possible, with emphasis on feasible deployment in the real world.

The Self-Management Coach combines a principled model of emotion shaping feedback with the goal of reducing user anxiety and the modeling of graded cueing (behavior shaping) feedback to encourage user autonomy while learning a new health behavior. The key challenge in giving this shaping feedback is to strike a balance between promoting autonomy and preventing frustration. To form the backbone of our task-learning interaction, we start with graded cueing, an occupational therapy technique of giving a patient the minimum required feedback while guiding them through a task. We use a Bayesian model of first prompt choice to dynamically adjust the robot's feedback in response to perceived user ability level, which results in personalized feedback that decreases as the user becomes more proficient at the task. However, task feedback alone is not enough to ensure that the user is motivated to continue interacting with the robot over this long-term intervention. Emotion shaping feedback takes advantage of the robot's physical embodiment to express empathetic feedback about the user's performance at a task to reduce user anxiety. Our goal in using emotion shaping responses is to affect and change the user's mood, as measured by the user's perceived emotional state in VAD-space (valence, arousal, dominance). These adaptive feedback mechanisms provide personalized interactions with the Self-Management Coach to encourage the generalized learning of healthcare information that will persist even after the robot intervention is over.



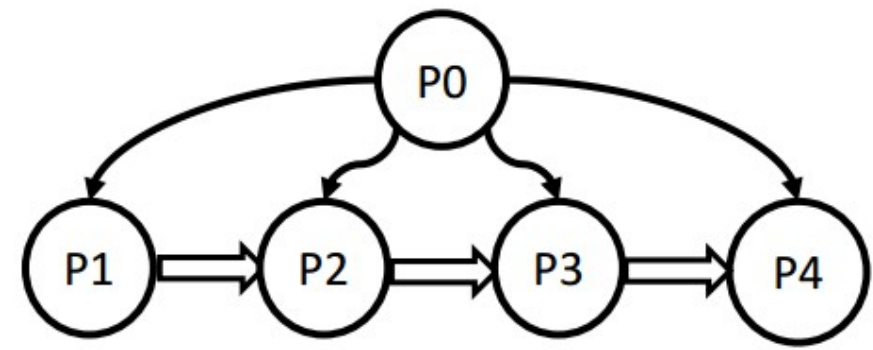
An ontological representation of domain-specific data provides the curricular goals for the user in learning a new health behavior or behaviors. The Self-Management Coach can query this representation for which task to ask the user to do next, or which task to move on to once the user has mastered a task. Once the user has mastered all the health behaviors in the ontology, their training is complete. Robot-mediated interventions have a finite duration, at least for the near future. Thus, the question of promoting user autonomy is especially important, given that the robot will not be able to stay with the user forever or even always be present/active. When an assistive robot enters someone's life, it should not only cause changes in the immediate, but also leave lasting benefits that continue beyond the intervention. To this end, the Self-Management Coach provides adaptive, personalized feedback to react to the changing ability levels of each user. Underneath this feedback, also, is the basis on which the interaction is built: teaching the user a new health behavior task. This domain-specific information is integral to the real-world deployment of the Self-Management Coach.



Currently, each part of this system has been implemented and tested separately. Our computational model of graded cueing was validated in two studies: first, the model was validated in its simplest form in a study of imitation feedback with children with autism spectrum disorders interacting with a Nao robot. Next, the prompts were expanded to a more complex task and showed evidence of generalized learning in a study teaching nutrition concepts for typically developing first grade students interacting with the DragonBot robot. The model of emotion shaping feedback will be validated in a study to reduce anxiety through robot interaction with hospitalized children about to receive an IV insertion. After this study is completed, the next step will be integrating both emotion- and behavior-shaping feedback into a long-term interaction which will be first tested with a large-N convenience population, and then with a chronically ill population such as people with type 1 and type 2 diabetes. The final step will then be to deploy the full system outside of the lab, without constant experimenter presence, an in-home study.

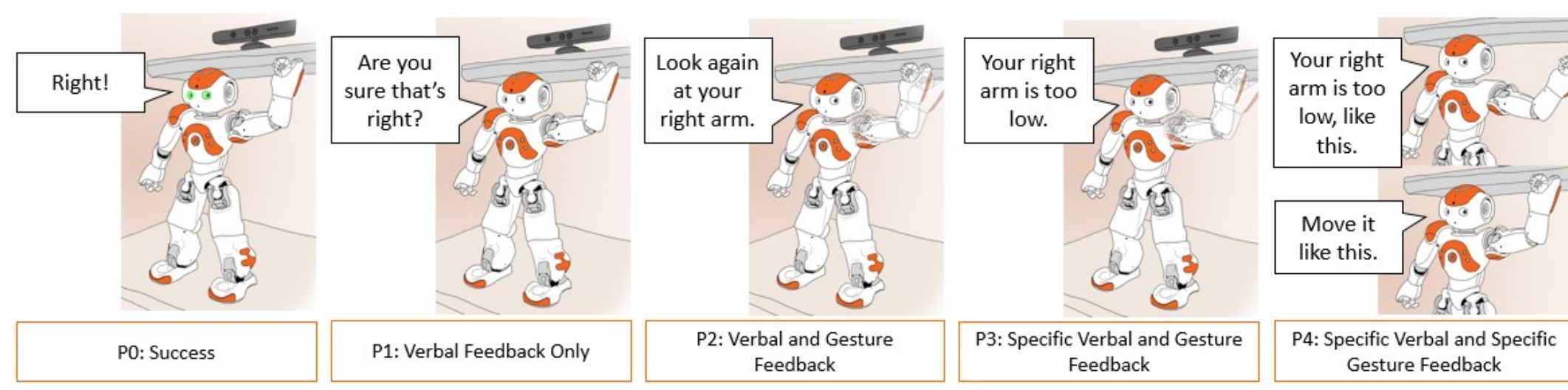
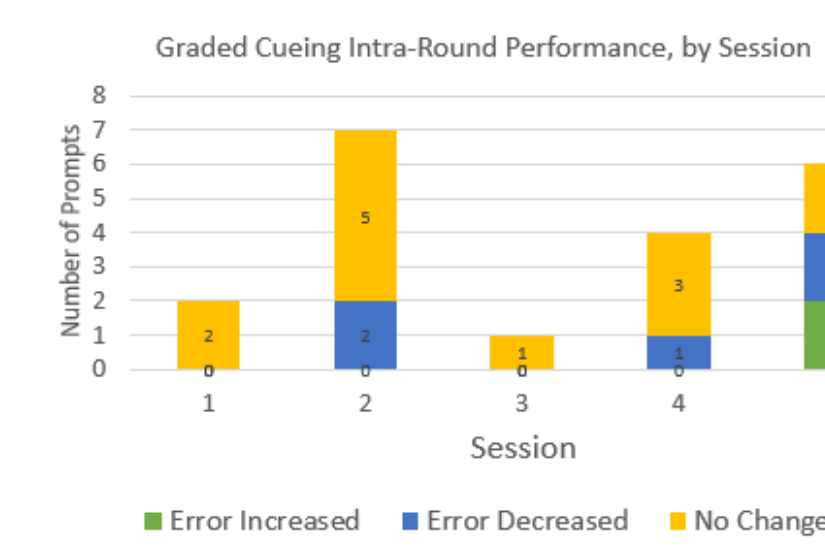
## Autonomy-Encouraging Task Feedback

### Imitation Practice for Children with ASDs [1]

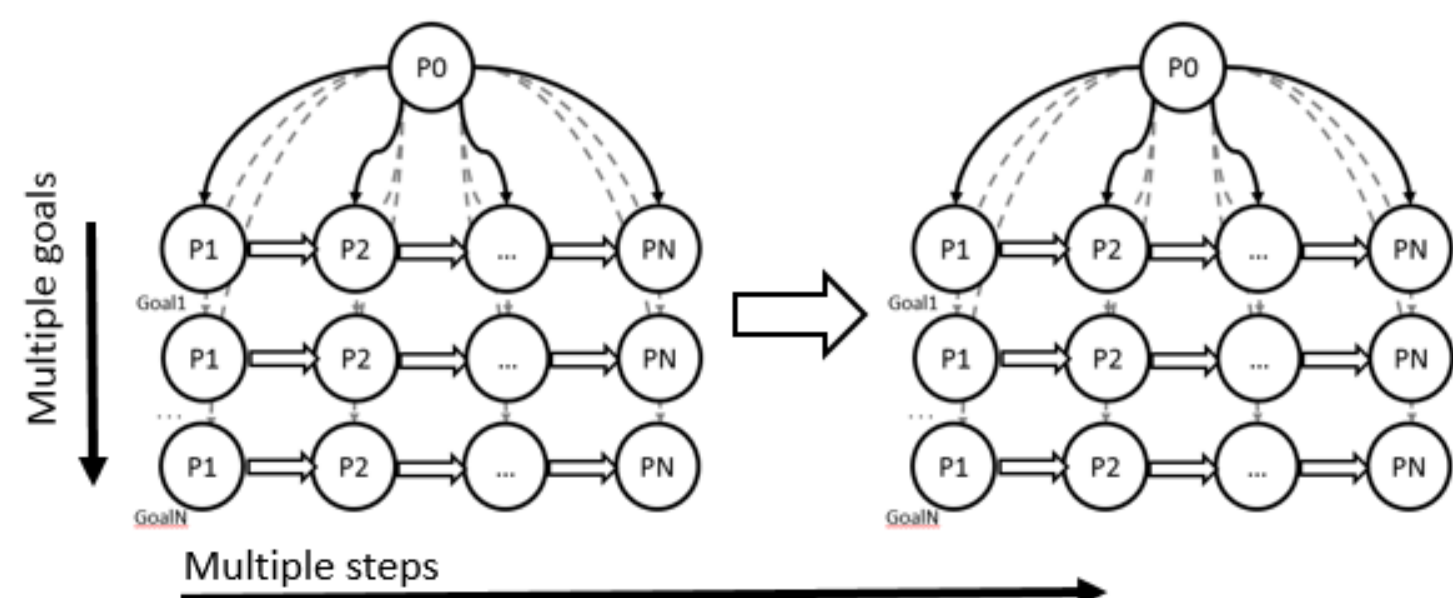


The graded cueing model was implemented as a Copy-Cat game based on arm pose imitation of a Nao robot by a child with an autism spectrum disorder (ASD) [1]. The task was broken down into four levels of increasing prompt specificity for one goal: correct imitation of the robot's pose. This one-step, one-goal task was chosen because it was the simplest possible implementation of the model. The graded cueing model was tested in a study with 12 children with ASDs aged 7-10 in an all-ASD special needs classroom environment. Participants were divided into two groups of six. One group receiving graded cueing feedback from the robot, and the other receiving the most specific feedback in every round. This comparison was chosen to test that a method of feedback that encouraged autonomy could do at least as well as a "hand-holding" feedback style that always gives the user the maximum amount of information to accomplish the task. Participants had five 10-minute sessions with the robot (10 rounds of imitation practice) over 2.5 weeks. Data was collected as imitation (position) error per pose.

Out of 590 total rounds of imitation, only 48 required prompting from the robot. In other words, the imitation task turned out to not be difficult for most of the participants. For each of the rounds where prompting was required, user error was categorized as either an increase, decrease, or no change. The threshold used for an increase or decrease in error was the slope of the average error of more than 0.1 or less than -0.1, respectively. The figure below shows the number of rounds in each session that required prompting, and within those rounds, how many had the participant's error increase, decrease, or stay the same. Participants in the graded cueing condition either saw a slight improvement in imitation accuracy (decreased error) or no change within every round of imitation where they required feedback from the robot. The control group either saw no change or a slight decrease in accuracy (increased error). Participants who received graded cueing feedback also showed fewer overall incidences of frustration (2 versus 4 in the control group). The graded cueing model was not sufficiently exercised to show any trends in user accuracy on a scale larger than one round of imitation.

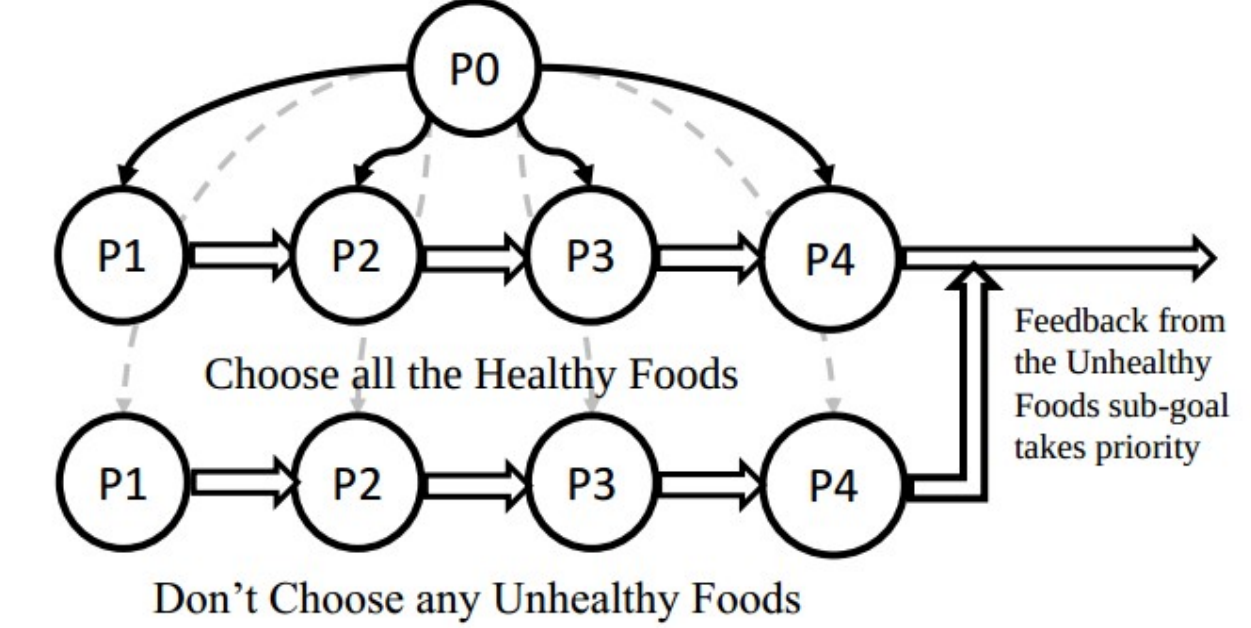


### A Computational Model of Graded Cueing

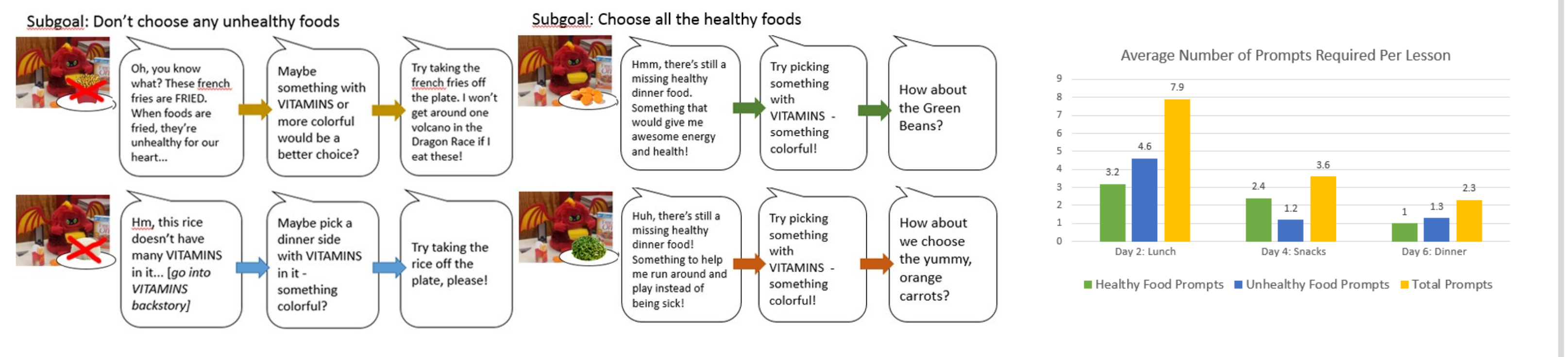


*Graded cueing* is an occupational therapy technique of minimum required feedback. In this process, a therapist guides a patient through a task step by step. The most important aspect of graded cueing is choosing appropriate feedback for the perceived ability level of the user. The first design implication of this method is that a user not yet proficient at a task should be challenged at an appropriate level to do as much of the task on their own as possible. As the user's ability increases, fewer prompts are necessary for them to complete the task autonomously. Secondly, a user who is proficient at a task should not receive more explanation than they need, as that too can be frustrating. Therefore, a system that dynamically adapts to changing user ability is necessary. The graded cueing model consists of N states, each representing an increasingly specific prompt that corresponds to a perceived user ability level. An N+1 state (P0) represents the success state. The goal of the model is to select the first prompt to give the user depending on the user's ability level. From that initial prompt, any subsequent prompt required is the next most specific prompt on the list. To achieve rapid adaptation over a short interaction period, a Bayesian approach was used, wherein the model maintains a distribution over the states, is updated based on user responses, and selects actions by sampling from the distribution. Using this model, we hope to give dynamic adaptation that both increases and then decreases in specificity as the user's ability level is learned by the system and improves over time. In the initial studies presented here, the graded cueing model is implemented on a one-goal, one-step task (arm pose imitation) and a two-goal, one-step task (healthy food choice). With multiple goals, the feedback given by the robot is a combination of the feedback for each individual goal.

### Nutrition Education for First-Grade Children [2]



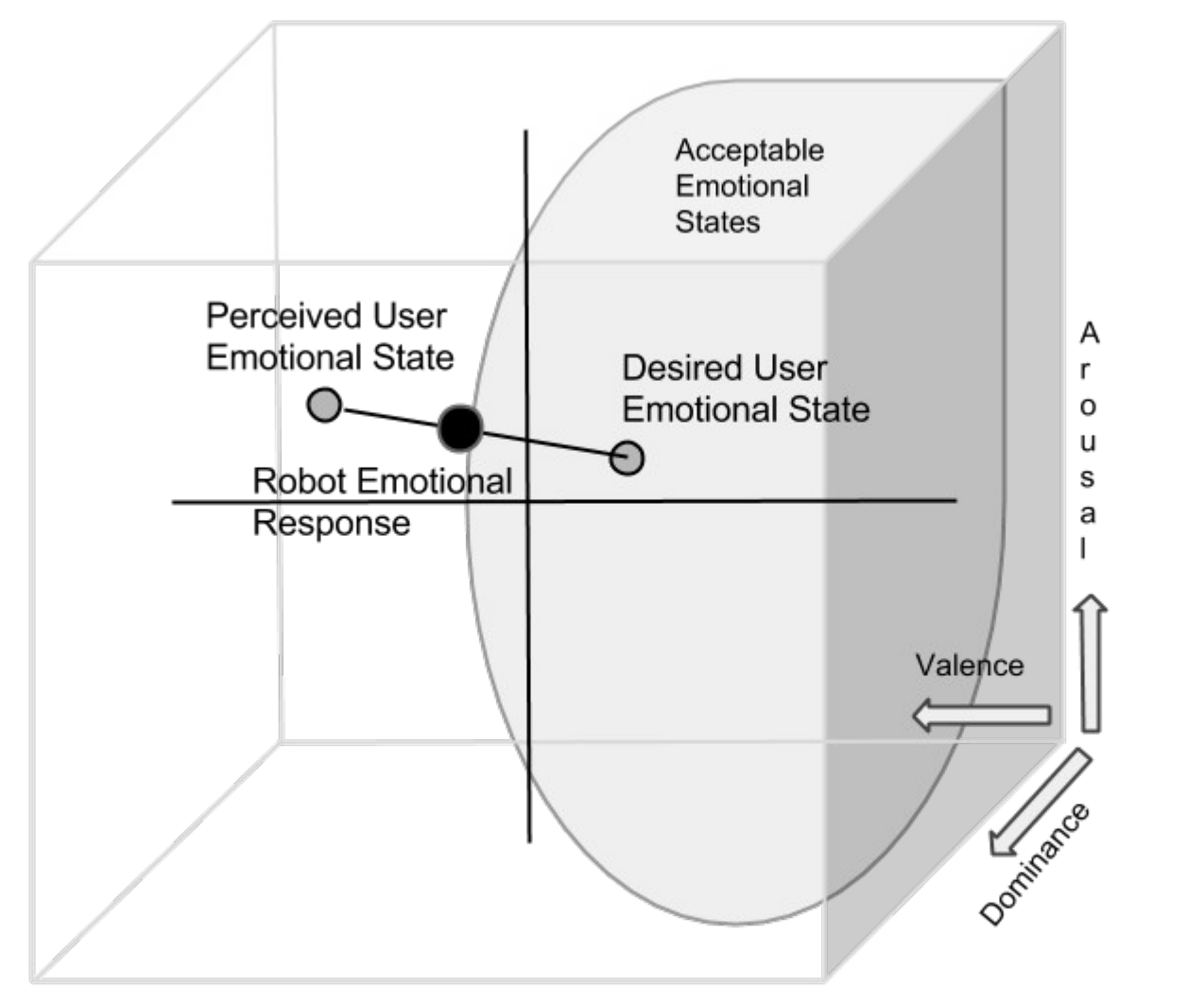
The graded cueing model was expanded to a two-goal task as part of a larger study of long-term human-robot interaction in a nutrition education context with the DragonBot robot [2]. Participants interacted with the DragonBot twice a week for three weeks, and received graded cueing feedback during their interaction on the second session of each week, where their task was to choose healthy foods to feed the robot. Due to the large-scale collaboration of the study, only graded cueing prompts were tested, not the adaptation of the model. The goal of this study was to examine the generalization of the graded cueing model to other domains, measured by the improvement in food choices made by the participants, as well as the observation of generalized learning taking place as the result of graded cueing feedback. Overall, 92.3% of sessions had the participant reach the correct answer, and 91.7% of sessions required at least one prompt from the robot. The first session in the data set is Day 2 of the overall study, the "lunch" lesson. The next session is Day 4, the "snacks" session, and then Day 6, the "dinner" session. 204 prompts were given during the "lunch" lesson, 93 during the "snacks" lesson, and 59 during the "dinner" lesson, for a total of 356 total prompts. Because the food choice lessons were different each week, some evidence of generalized learning can be gained from the increase in performance [2].



## Emotion Shaping Feedback

### Validation in Emotion Space

In order to promote health behavior change, socially assistive robots need to be able to reduce user anxiety about changes and their current health situation. We seek to address this problem by providing empathetic emotional responses from the robot that can calm and comfort users interacting with the robot about their health situation. The domain explored in this initial study is anxiety reduction in hospitalized children about to receive an IV insertion. While task learning can be measured by performance, building a relationship between the user and the robot over time is difficult to quantify. In order to determine if the robot's emotional feedback to the user about their current self-management task, we model the user's perceived emotional state in VAD-space (valence, arousal, dominance). Within VAD-space, we can define a volume of acceptable user emotional states that are task-dependent, but will usually be "happy" or "calm" emotions. Robot feedback can then be evaluated based on the resulting change in perceived user emotion over time. Based on these trends, the Self-Management Coach can also keep track of which feedback was most effective for each user, resulting in personalized and more effective care. Using this representation of emotional space, the robot can also actively shape user emotion via mirroring by choosing an emotional state to display while giving feedback that is closer to the desired emotional state. As a first step, this will be along a line drawn between the point (center of a cloud of points representing multi-modal emotion recognition) that represents the user's perceived emotional state and the closest point on the volume of acceptable user emotional states. The challenge presented by this technique is where on the line to place the robot's emotional response. This VAD-position can be weighted by several factors, including user temperament/personality and robot expressive capabilities. In this initial study, which will also serve to validate our sensor mappings to VAD-space, the midpoint between the perceived user emotional state and the closest point on the volume will be used.



### Reducing Anxiety in Hospitalized Children


Child life services are the members of pediatric hospital staff that discuss medical procedures with children to prepare them emotionally for an often scary process. A common hospital procedure they help children with is an IV insertion, which is a part of almost any hospital visit, and is especially difficult for young children who still carry an irrational fear. A child life services representative will describe the insertion to the child and stay with them up to and including the time of the insertion to help the child remain calm. The current state of the art technique for IV insertion by child life services is *distraction*. This technique involves giving the child a toy or other task to distract them while the nurse performs the insertion. Distraction techniques have previously been implemented on robots with success (see Okita 2013). While effective, the distraction technique interferes with the child's trust of the hospital staff. Additionally, a robot that only serves as a distraction does not need to be autonomous. Therefore, we wish to explore other techniques to allow for a less stressful IV insertion for the child and their family. In this study, we will use an empathetic child-robot interaction to reduce children's anxiety about receiving an IV insertion. Specifically, we wish to model and implement an emotion shaping interaction where the robot not only shows empathy toward the child, but also seeks to influence the child's emotions toward a more calm and less anxious state. The robot will give responses using the midpoint in VAD-space, and the effectiveness of responses from the robot about the child's situation and anxiety about getting an IV will be evaluated by the change in the child's perceived emotional state in VAD-space. The content of the robot's responses will also contain domain-specific information about what to expect during an IV insertion. The robot platform used in this study is the Maki robot, a 3D printed robot from Hello Robo. This robot was chosen due to its expressive face and ease of transportation and cleaning in a hospital environment. The Maki robot has been additionally outfitted with an LED mouth display, increasing its expressive capabilities. We are currently working with Children's Hospital Los Angeles (CHLA) and Dr. Margaret Trost to perform this study with elementary-aged children preparing to receive IVs in the MRI area of the hospital.



## Future Work

### Model Integration

The next step in the development of the Self-Management Coach is to integrate emotion shaping feedback into the existing behavior shaping infrastructure of graded cueing. With the promising results of the presented studies, the next goal is to set up a large-N study with general population participants learning a healthcare task that is applicable to anyone, such as carb counting and portion control. The carb counting task sessions will be structured similar to [2], with a lesson section and a practice session. The carb counting task can then be validated in the real-world application domain of type 1 and type 2 diabetes.




### Improving the Emotion Shaping Model

This work is building toward a goal of both choosing and evaluating emotional feedback, and many challenges remain. The VAD-space model first must be evaluated as a way of validating emotional feedback, and then the policy by which emotional feedback is chosen can be further explored and refined. Through data from the current study and further piloting, the policy space will be further explored, and potential mappings between user features such as personality, age, etc. may be mapped to different policies. The end goal will be to create a system that will adjust its policy of moving through VAD-space based on the effectiveness of different feedback at shaping the user's emotions.



### Long-Term Relationship Building

As the underlying models are refined, the Self-Management Coach can be studied in longer time frames, which is necessary in developing methods and algorithms that can be deployed in the real world. Each component of the Self-Management Coach is designed to adapt to users as their skills change over time. Emotional feedback must be expanded to look at both within- and between-interaction trends, managing the relationship between the robot and the user to promote adhere and better learning. Eventually, the user will become proficient at the desired task, and it will also be necessary for the robot to manage their relationship so to gracefully exit.



## Acknowledgements

This work is sponsored by NSF grants IIS-0803565, IIS-1139148 and CNS-0709296.

[1] Jillian Greczek, Edward Kasubski, Amin Arash and Maja J. Mataric. "Graded Cueing Feedback in Robot-Mediated Imitation Practice for Children with Autism Spectrum Disorders". In 23rd IEEE Symposium on Robot and Human Interactive Communication (RO-MAN '14), Edinburgh, Scotland, UK, Aug. 2014.

[2] Elaine Short, Katelyn Swift-Spong, Jillian Greczek, Aditi Ramachandran, Alexandru Lintiu, Elena Corina Grigore, David J. Feil-Seifer, Samuel Shuster, Jin Joo Lee, Shaobo Huang, Svetlana Levontsova, Sarah Litz, Jimmy Li, Giegle Rogas, Donna Spruiell-Metz, Maja J. Mataric and Brian Scassellati. "How to Train Your DragonBot: Socially Assistive Robots for Teaching Children About Nutrition Through Play". In 23rd IEEE Symposium on Robot and Human Interactive Communication (RO-MAN '14), Aug. 2014.