

Optimal Strategies to Evade Jamming in Heterogeneous Mobile Networks

Sourabh Bhattacharya Tamer Başar

Abstract—In this paper, we consider a scenario in which a mobile intruder jams the communication network in a vehicular formation. We formulate the problem as a zero-sum pursuit-evasion game with players possessing heterogeneous dynamics. We use Isaacs' approach to derive the necessary conditions to arrive at the equations governing the saddle-point strategies of the team of players.

I. INTRODUCTION

In the past few years, a lot of research has been done to deploy multiple vehicles in formation to carry out tasks in military as well as civilian scenarios. In general, the mode of communication among vehicles deployed in a team mission is wireless. This renders the communication channel vulnerable to malicious attacks from an intruder present in the vicinity. An example of such an intruder is an aerial or a terrestrial jammer. Jamming is a malicious attack whose objective is to disrupt the communication of the victim network intentionally causing interference or collision at the receiver side. Jamming attack is a well-studied and an active area of research in a wireless networks. Many defense strategies have been proposed by researchers against jamming in wireless networks. In [29], Wu *et.al.* propose two strategies to evade jamming. The first strategy, channel surfing, is a form of spectral evasion that involves legitimate wireless devices changing the channel that they are operating on. The second strategy, spatial retreats, is a form of special evasion whereby legitimate devices move away from the jammer. In [27], Wood *et.al.* present a distributed protocol to map jammed region so that the network can avoid routing traffic through it. The solution proposed by Cagalj *et.al.* [7] uses different worm holes (wired worm holes, frequency-hopping pairs, and uncoordinated channel hopping) that lead out of the jammed region to report the alarm to the network operator. In [28], Wood *et.al.* investigate how to deliberately avoid jamming in IEEE 802.15.4 based wireless networks. In [8], Lin Chen *et.al.* propose a strategy to introduce a special node in the network called the anti-jammer to drain the jammer's energy. To achieve its goal, the anti-jammer configures the probability of transmitting bait packets to attract the jammer to transmit.

For a static jammer and mobile nodes, the optimal strategy for the nodes is to retreat away from the jammer after detecting jamming. In case of a mobile jammer intruding

the communication network, optimal strategies for retreat are harder to compute due to the mobility of the jammer and constraints in the kinematics of the terrestrial or aerial vehicles in the formation. This attack can be modeled as a zero-sum game [1] between the jammer and the vehicles. Such dynamic games governed by differential equations can be analyzed using tools from differential game theory. There is an extensive amount of research that has been done in the area of two person pursuit-evasion games [15],[11]. In the recent past, techniques from differential game theory have been used to analyze problems that possess potential applications for surveillance systems. In [3],[4], the authors analyze a visibility-based target-tracking problem among obstacles. The problem is formulated as a zero-sum game between the target and the observer and optimal strategies for players are computed using tools from differential game theory. In [12], tools from differential game theory are used to analyze the *lion and the man problem* in the presence of a circular obstacle in the environment. In contradistinction, there has been limited application of differential game theory to multi-player pursuit-evasion games. Solutions for particular multi-player games were presented by Pashkov and Terekhov [19], Levchenkov and Pashkov [14], Hagedorn and Breakwell [10], Breakwell and Hagedorn [6] and Sriram *et.al.*[22]. More general treatment of multiplayer differential games was presented by Starr and Ho [5], Başar and Olsder [11], Vaisbord and Zhukovskiy [26] and Zhukovskiy and Salukvadze [30], and Stipanović, Hovakimyan and Melikyan [24]. The inherent hardness in obtaining an analytical solution to Hamilton-Jacobi-Isaacs equation has led to the development of numerical techniques for the computation of the value function. Recent efforts in this direction to compute an approximation of the reachable sets have been provided by Mitchell and Tomlin [16], Stipanović, Hwang and Tomlin [23] and Stipanović, Sriram and Tomlin [9].

In contradistinction with the existing literature, our work analyzes the behavior of multiple vehicles in cooperative as well as non-cooperative scenarios in the presence of a malicious intruder in the communication network. In [2], we envision a scenario in which an aerial jammer intrudes the communication channel in a multiple UAV formation. We model the intrusion as a continuous time pursuit-evasion game between the UAVs and the aerial jammer. In contrast to the previous work in pursuit-evasion games that formulate a payoff based on a geometric quantity in the configuration space of the system, our work formulates a payoff based on the capability of the players in a team to communicate among themselves in the presence of a jammer in the vicinity.

Sourabh Bhattacharya and Tamer Başar are with the Department of Electrical and Computer Engineering, University of Illinois at Urbana-Champaign, Urbana, IL 61801 {sbhattac,basar1}@illinois.edu

This work was supported in part by a grant from AFOSR, and in part by an ARO MURI grant.

In this paper, we extend our previous work to address the jamming problem in a mobile network containing heterogeneous vehicles. In combat scenarios, teams of vehicles are deployed having different communication and motion constraints. Our interest lies in understanding the interplay between constraints in the communication posed by an intruder in a network and the constraints in the mobility inherent in the dynamics of the vehicles. In order to introduce heterogeneity in the problem, we assume that the nodes of the mobile network and the jammer can be aerial as well as ground vehicles.

Section 2 presents the problem formulation. The jamming, communication and mobility models for the nodes are presented. Based on the aforementioned models, a multi-player pursuit-evasion game is analyzed in Section 3. Section 4 presents the optimal strategies for a special class of vehicles. Section 5 presents the conclusions.

II. PROBLEM FORMULATION

In this section, we first introduce a communication model between two mobile nodes in the presence of a jammer. Then we present the mobility models for the nodes. We conclude the section by formally formulating the problems we study in the paper.

A. Jammer and Communication Model

Consider a mobile node (*receiver*) receiving messages from another mobile node (*transmitter*) at some frequency. Both communicating nodes are assumed to be lying on a plane. Consider a third node that is attempting to jam the communication channel in between the transmitter and the receiver by sending a high power noise at the same frequency. This kind of jamming is referred to as the *trivial jamming*. Two other types of jamming are :

- 1) *Periodic jamming*: This refers to a periodic noise pulse being generated by the jammer irrespective of the packets that are put on network.
- 2) *Intelligent jamming*: In this mode of jamming a jammer is put in a promiscuous mode to destroy primarily the control packets.

A variety of metrics can be used to compare the effectiveness of various jamming attacks. Some of these metrics are energy efficiency, low probability of detection, and strong *denial of service* [18],[17]. In this paper, we use the ratio of the jamming-power to the signal-power (JSR) as the metric. From [20], we have the following models for the JSR (ξ) at the receiver's antenna.

- 1) R^n model

$$\xi = \frac{P_{J_T} G_{J_R} G_{R_J}}{P_T G_{T_R} G_{R_T}} 10^{n \log_{10} \left(\frac{D_{T_R}}{D_{J_R}} \right)}$$

- 2) Ground Reflection Propagation

$$\xi = \frac{P_{J_T} G_{J_R} G_{R_J}}{P_T G_{T_R} G_{R_T}} \left(\frac{h_J}{h_T} \right)^2 \left(\frac{D_{T_R}}{D_{J_R}} \right)^4$$

- 3) Nicholson

$$\xi = \frac{P_{J_T} G_{J_R} G_{R_J}}{P_T G_{T_R} G_{R_T}} 10^{4 \log_{10} \left(\frac{D_{T_R}}{D_{J_R}} \right)}$$

where P_{J_T} is the power of the jammer transmitting antenna, P_T is the power of the transmitter, G_{T_R} is the antenna gain from transmitter to receiver, G_{R_T} is the antenna gain from receiver to transmitter, G_{J_R} is the antenna gain from jammer to receiver, G_{R_J} is the antenna gain from receiver to jammer, h_J is the height of the jammer antenna above the ground, h_T is the height of the transmitter antenna above the ground, D_{T_R} is the Euclidean distance between transmitter and receiver, and D_{J_R} is the Euclidean distance between jammer and transmitter. All the above models are based on the propagation loss depending on the distance of the jammer and the transmitter from the receiver. In all the above models the jammer to signal ratio is dependent on the ratio $\frac{D_{T_R}}{D_{J_R}}$.

For digital signals, the jammer's goal is to raise the ratio to a level such that the *bit error rate* [21] is above a certain threshold. For analog voice communication, the goal is to reduce the articulation performance so that the signals are difficult to understand. Hence we assume that the communication channel between a receiver and a transmitter is considered to be jammed in the presence of a jammer if $\xi \geq \xi_{tr}$ where ξ_{tr} is a threshold determined by many factors including application scenario and communication hardware. If all the parameters except the mutual distances between the jammer, transmitter and receiver are kept constant, we can conclude the following from all the above models: If the ratio $\frac{D_{T_R}}{D_{J_R}} \geq \eta$, then the communication channel between a transmitter and a receiver is considered to be jammed. Here η is a function of ξ , P_{J_T} , P_T , G_{T_R} , G_{R_T} , G_{J_R} , G_{R_J} and D_{T_R} . Hence if the transmitter is not within a disc of radius ηD_{J_R} centered around the receiver then the communication channel is considered to be jammed. We call this disc as the *perception range*. The *perception range* for any node depends on the distance between the jammer and the node. For effective communication between two nodes, each node should be able to transmit as well as receive messages from the other node. Hence two nodes can communicate if they lie in each other's *perception range*.

In the rest of the paper, we will use the above jamming and communication model.

B. System Model

We now describe the kinematic model of the nodes. In this work, we analyze a network of heterogeneous vehicles that differ from each other in their dynamic models. Since we are interested in real scenarios, we choose the nodes as well as the jammer to resemble the dynamics of terrestrial or aerial vehicles. We use the motion models of UAVs (Unmanned Air Vehicles) and AGVs (Autonomous Ground Vehicles) to model the dynamics of the nodes. By neglecting the detailed description of the real system that might render the complete solution to be numerical in nature, the dynamical models are simplified to a level so as to capture the essential kinematic constraints of the system.

We assume the following motion models for the nodes:

- 1) UAV: We use the five state model [25] for the UAV that takes into account the course angles, the flight path angles and the height of the UAV from the ground

during its flight. The dynamic equations are given below:

$$\begin{aligned}\dot{x} &= W \cos \psi \cos \theta, & \dot{y} &= W \sin \psi \cos \theta \\ \dot{z} &= W \sin \theta, & \dot{\psi} &= \frac{g}{W} \eta \tan \phi, & \dot{\theta} &= \frac{g \cos \theta}{W} (\eta - 1)\end{aligned}$$

where W_i represents velocity, ψ_i the heading angle, θ_i the pitch angle, g the gravitational acceleration, ϕ_i the roll angle and η_i the load factor of the UAV $_i$. The geometry of the coordinate system is shown in Figure 1. W , ϕ and η , satisfying the constraints $|W| \leq W_{max}$, $|\phi| \leq \phi_{max}$ and $|\eta| \leq \eta_{max}$, are the controls of the UAV. The configuration space of the UAV is $X \simeq \mathbb{R}^3 \times S^1 \times S^1$.

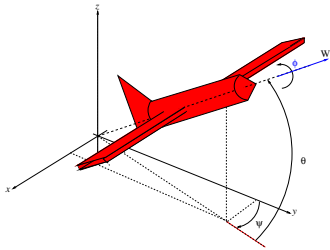


Fig. 1. UAV model

2) AGV: From [13], we model the AGV as a car-like robot with 5-dimensional configuration space using the following dynamic equations:

$$\begin{aligned}\dot{x} &= v \cos \theta \cos \zeta, & \dot{y} &= v \sin \theta \cos \zeta \\ \dot{\theta} &= v \sin \zeta, & \dot{v} &= u_1, & \dot{\zeta} &= u_2\end{aligned}$$

where, u_1 and u_2 , satisfying $|u_1| \leq u_{1max}$ and $|u_2| \leq u_{2max}$, denote, respectively the linear and angular accelerations of the vehicles. We also consider the fact that the car has a bound on the steering angle, i.e. $|\zeta| \leq \zeta_{max}$. The geometry of the coordinate system is shown in Figure 2. The state space of the system $X \subset \mathbb{R}^3 \times S^1 \times S^1$.

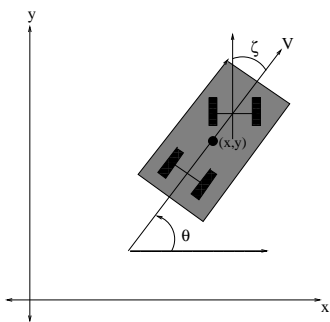


Fig. 2. AGV model

C. Problem Statement

From the communication and the mobility models proposed in the previous subsections, we formulate the following problems.

- *Problem 1:* Consider a situation in which two nodes are not communicating initially in the presence of a jammer. The objective of the jammer is to maximize the time for which it can jam the communication between the two nodes. The objective of two nodes is to minimize the time for which communication remains jammed. The game terminates at the first instant at which two nodes are in a position to communicate. We need to compute the optimal strategies for each node.
- *Problem 2:* Now consider a situation in which the two nodes are communicating initially in the presence of a jammer. The objective of the jammer is to minimize the time in which it can jam the communication channel between the two nodes. The objective of the two nodes is to maximize the time for which communication link between them remains operable. The game terminates at the first instant at which two nodes are about to lose their link. We need to compute the optimal strategies for each node.

In both problems, it is assumed that each node has a complete knowledge about the state of the system, i.e., the position of the other node and the jammer. Moreover the equations governing the dynamics of the nodes and the jammer are of the following form.

$$\dot{x} = f(x, u, t)$$

where $x \in X$ is an n-dimensional manifold, the controls $u \in \mathcal{U}$ is a class of functions of t taking their values in some compact subdomain $\mathcal{K} \in \mathbb{R}^n$. Later in the paper, we analyze the situation when $f(x, u, t)$ represents the dynamics of a UAV or a Car-like robot.

In the next section, we analyze the first problem.

III. ANALYSIS OF PROBLEM 1

We consider a situation in which the two nodes are not communicating initially because of the presence of a jammer. The termination condition is defined as the first instant at which two nodes are in a position to communicate. The cost function of the game is the time of termination of the game. The objective of the jammer is to maximize the time for which it can jam the communication between the nodes. The objective of the two nodes collectively is to minimize the time for which communication remains jammed.

In order to obtain the optimal strategies of the players we need to compute the *saddle-point strategies* since this is a zero-sum game. A set of strategies for the players are said to be in *saddle-point equilibrium* if no unilateral deviation in strategy by a player can lead to a better outcome for that player. Hence there is no motivation for the players to deviate from their equilibrium strategies. In scenarios where the players have no knowledge about each other's strategies, equilibrium strategies are important since they lead to a guaranteed minimum outcome for the players in spite of the other player's strategies.

WLOG we assume that vehicles 1 and 2 are the nodes in the formation and vehicle 3 is the jammer. The state-space of

the system is $\mathbf{X} \simeq \mathbf{X}_1 \times \mathbf{X}_2 \times \mathbf{X}_3$, where \mathbf{X}_i is the state-space of the i th vehicle. For a point $\mathbf{x} \in \mathbf{X}$ in the state space, let $J(\mathbf{x})$ represent the outcome if the players implement their optimal strategies starting at the point \mathbf{x} . In this game, it is the time of termination of the game when the players implement their optimal strategies. It is also called the *value* of the game at \mathbf{x} .

Let us assume that the player i has state space of dimension n_i . Let $\nabla J = [J_{x_1}, \dots, J_{x_n}]^T$, where $n = n_1 + n_2 + n_3$, denote the gradient of the value function. Let $u = [u_1 \ u_2 \ u_3]^T$ denote the controls for all the players. Since this is a minimum time problem the Hamiltonian of the system is given by $H = 1 + \nabla J \cdot f(\mathbf{x}, u, t)$. From the equations of motion of the system, the Hamiltonian is given by the following expression.

$$H = 1 + \sum_{j=1}^3 \sum_{i=1}^{n_j} J_{x_i^j} \dot{x}_i^j$$

In the above expression, the outer summation is over the number of vehicles and the inner summation is over the number of states of each vehicle. Rearranging the terms in the Hamiltonian we obtain the following expression:

$$H = 1 + \sum_{j=1}^3 u^j \sum_{i=1}^{n_j} J_{x_i^j} f_i^j(x)$$

Since the jammer wants to maximize the time of termination and the nodes want to minimize the time of termination the Hamiltonian of the system satisfies the following conditions called the *Isaacs* conditions, along the optimal trajectories [11].

- 1) $(u^{1*}, u^{2*}, u^{3*}) = \arg \max_{(u^{1*}, u^{2*})} \min_{u^{3*}} H$
- 2) $H(\mathbf{x}, \nabla J, u^{1*}, u^{2*}, u^{3*}) = 0$

Condition 1 implies that when the players implement their optimal strategies any unilateral deviation by the pursuer might lead to a smaller value for the Hamiltonian and any unilateral deviation by the evader might lead to a larger value of the Hamiltonian. Moreover condition 2 implies that when the players implement their optimal controls the Hamiltonian of the system is zero. The *Isaacs* conditions are an extension of the *Pontryagin's principle* in optimization to a differential game [15].

Since the Hamiltonian is separable in its controls the order of taking the extrema becomes inconsequential. Hence the optimal control of nodes 1 and 2 is given as follows:

$$u^{j*} = u_{max}^j \text{sign} \left[\sum_{i=1}^{n_j} J_{x_i^j} f_i^j(x) \right] \quad j = 1, 2$$

The optimal control for node 3 is given as follows.

$$u^{3*} = -u_{max}^3 \text{sign} \left[\sum_{i=1}^{n_3} J_{x_i^3} f_i^3(x) \right]$$

The *retrogressive path equation* (RPE) is given by

$$(\overset{\circ}{\nabla} J) = -\nabla H$$

where $\overset{\circ}{\cdot}$ denotes derivative with respect to inverse time. This leads to the following system of equations for the nodes:

$$\overset{\circ}{J}_{x_i^j} = u^{j*} \sum_{i=1}^{n_j} J_{x_i^j} [f_i^j(x)]_{x_i^j}$$

where, $[f_i^j(x)]_{x_i^j}$ represents the derivative of $f_i^j(x)$ w.r.t x_i^j . Figure 3 summarizes the entire control algorithm. The controller of each node takes as input the state variables and runs the RPE to compute the control. This control is then fed into the plant of the respective node. The plant updates the state variables based on the kinematic equations governing the node. Finally the sensors feed back the state variables into the controllers. In this case the sensors measure the state variable associated with each node.

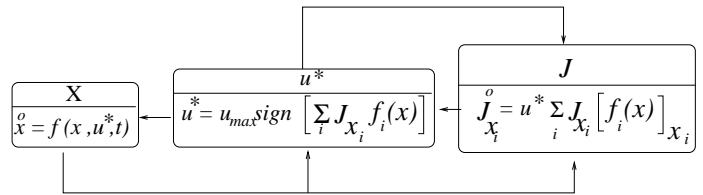


Fig. 3. The Control Loop for each vehicle

A. Termination situations

In order to compute the optimal strategies, we need to compute the boundary conditions for the dependent variables of the differential equation. In order to do so, we characterize the terminal conditions of the game in the state space and compute the value of ∇J at the terminal conditions. This section presents the computation of the terminal value of the dependent variables of the differential equations governing the game.

From the communication model, we can conclude that node 1 can receive messages from node 2 when the following condition holds:

$$\eta d(\text{Jammer, node 1}) \geq d(\text{node 1, node 2})$$

where $d(\cdot, \cdot)$ is the Euclidean distance between the two vehicles. Similarly, node 2 can receive messages from node 1 when the following condition holds:

$$\eta d(\text{Jammer, node 2}) \geq d(\text{node 1, node 2})$$

Hence we can conclude that the two nodes can communicate when the following condition holds:

$$\eta \min[d(\text{Jammer, node 1}), d(\text{Jammer, node 2})] \geq d(\text{node 1, node 2})$$

Hence the boundary of the game set is the set of positions of the UAV's that satisfy the following condition:

$$\eta \min[d(\text{Jammer, node 1}), d(\text{Jammer, node 2})] = d(\text{node 1, node 2})$$

This leads to two termination manifolds in the state space.

- 1) The first terminal manifold is characterized by the positions of the nodes such that node 1 is at the boundary of the *perception range* of node 2 and node 2 is inside the *perception range* of node 1. This is shown in Figure 4.

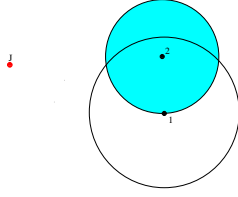


Fig. 4. Termination Situation 1

- 2) The second terminal manifold is characterized by the positions of the nodes such that node 2 is at the boundary of the *perception range* of node 1 and node 1 is inside the *perception range* of node 2. This is shown in Figure 5.

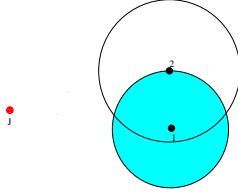


Fig. 5. Termination Situation 2

Since $J \equiv 0$ on the terminal manifold (\mathcal{M}), ∇J satisfies the following equations at an interior point x in the terminal manifold:

$$\nabla J \cdot t_i = 0 \quad (1)$$

where t_i is the basis vector of $T_x \mathcal{M}$

Since both terminal surfaces are fourteen dimensional manifolds with boundary this leads to a system of fourteen simultaneous non-linear equations for the value of ∇J . In addition, ∇J also satisfies the Isaacs' second condition that leads to the following equation:

$$H(\mathbf{x}, \nabla J, f(\mathbf{x}, u_1^*, u_2^*, u_3^*)) = 0 \quad (2)$$

∇J at the terminal manifold has fifteen unknown variables corresponding to the directional derivative of ∇J in each direction constituting the basis of the configuration space. From Equations (1) and (2), we get a set of fifteen simultaneous equations. Since there are two different terminal manifolds, we have to analyze them separately. From the values of ∇J at the terminal manifold, the optimal controls of the nodes at termination can be computed using Equations 1 and 2.

IV. ANALYSIS OF PROBLEM 2

For Problem 2 as described in Section 2, Isaacs' first condition leads to the following optimal strategies for the players:

$$(u^{1*}, v^{1*}, u^{2*}, v^{2*}, u^{3*}, v^{3*}) = \arg \min_{(u^{1*}, v^{1*}, u^{2*}, v^{2*})} \max_{(u^{3*}, v^{3*})} H$$

The retrogressive path equations remain the same as in the previous problem. The terminal conditions also remain the same. Analysis done in the previous section can be extended to this problem.

V. ANALYSIS FOR UAV AND AGV

The equations of motion of a given vehicle depend only on its individual controls. For a UAV the controls are V, η and ϕ . For a AGV the controls are v and w . Substituting the equations of motion in the expression for the Hamiltonian gives us the following

$$H = 1 + \sum_{i=1}^3 J_{x_i} f_i(x_i, u_i)$$

From the above expressions we can see that the Hamiltonians are *separable* in their controls. Hence each player maximizes or minimizes the part of the Hamiltonian associated with his controls without any interference from the other players. Finding the optimal control for each player therefore reduces to the following optimization problem

$$\max_{u_i} J_{x_i} f_i(x_i, u_i) \quad \text{or} \quad \min_{u_i} J_{x_i} f_i(x_i, u_i)$$

Now we consider both vehicles and compute their extremum seeking control. The control laws depend on the objective function of the vehicle. We present the analysis for the scenario in which the optimal control of the vehicles maximize the Hamiltonian.

- 1) AGV: Using the kinematic equations for car-like robot we arrive at the following optimization problem

$$\max_{u_1, u_2} [J_v u_1 + J_\zeta u_2]$$

In case $|\zeta| < \zeta_{max}$, the optimal controls of the vehicle are given by the following expression.

$$u_1 = \begin{cases} u_{1max} & J_v > 0 \\ -u_{1max} & J_v < 0 \end{cases}$$

$$u_2 = \begin{cases} u_{2max} & J_\zeta > 0 \\ -u_{2max} & J_\zeta < 0 \end{cases}$$

In case $|\zeta| = \zeta_{max}$, $u_2 = 0$. The retrogressive path equations associated with a car-like robot are as follows

$$\begin{aligned} \dot{J}_x &= 0, \quad \dot{J}_y = 0 \\ \dot{J}_\theta &= -v J_x \sin \theta \cos \zeta + v J_y \cos \theta \cos \zeta \\ \dot{J}_v &= J_x \cos \theta \cos \zeta + J_y \sin \theta \cos \zeta + J_\theta \sin \zeta \\ \dot{J}_\zeta &= -v J_x \cos \theta \sin \zeta - v J_y \sin \theta \sin \zeta + v J_\theta \cos \zeta \end{aligned}$$

- 2) UAV: The Hamiltonian associated with the UAV is given by the following expression.

$$\begin{aligned} H_{UAV} &= J_x W \cos \psi \cos \theta + J_y W \sin \psi \cos \theta \\ &+ J_z W \sin \theta + J_\psi \frac{g}{W} \eta \tan \phi + J_\theta \frac{g \cos \theta}{W} (\eta - 1) \end{aligned}$$

In case the UAV is the maximizer of the Hamiltonian we obtain the following optimization problem

$$(W^*, \eta^*, \phi^*) = \max_{V, \eta, \phi} H_{UAV}$$

Since the Hamiltonian is non-linear in the controls, the optimal controls are obtained by solving a non-linear program with bounded control inputs. Due to the special form of the Hamiltonian in terms of the control ϕ we can compute an analytical expression for the optimal value of ϕ . In case $|\phi| \leq \phi_{max}$ the expression above leads to the following value of ϕ .

$$\phi = \begin{cases} \phi_{max} & \frac{J_\psi g \eta}{W} > 0 \\ -\phi_{max} & \frac{J_\psi g \eta}{W} < 0 \end{cases}$$

The retrogressive path equations associated with a car-like robot are then as follows:

$$\dot{J}_x = 0, \quad \dot{J}_y = 0, \quad \dot{J}_z = 0$$

$$\dot{J}_\psi = -W J_x \sin \psi \cos \theta + W J_y \cos \psi \cos \theta$$

$$\dot{J}_\theta = -W J_x \cos \psi \sin \theta + W J_y \sin \psi \sin \theta + W \cos \theta$$

$$\frac{g \sin \theta (\eta - 1)}{W}$$

In case the vehicles are minimizing their respective Hamiltonian, the sign of the optimal controls get reversed. The retrogressive path equations remain the same. In the next section, we present future directions of research.

VI. CONCLUSION

In this paper, we have considered a differential game theoretic approach to compute optimal strategies by a team of vehicles to evade the attack of a jammer on the communication channel. We considered two variants of the problem. We formulated the problem as a zero-sum pursuit-evasion game and used *Isaacs'* approach to derive the necessary conditions to arrive at the equations governing the saddle-point strategies of the players. The cost function was picked as the termination time of the game. Finally, we derived the equations governing the optimal controls for the vehicles in case of a UAV and AGV.

Among the future works are to simulate the differential equations governing the evolution of the game for the following cases.

- 1) UAV Jamming a team of AGVs.
- 2) UAV Jamming a team of AGVs and UAVs.
- 3) AGV Jamming a team of AGVs and UAVs.

We also plan to extend the techniques to address the solution for multiple jammers and formations having more than two vehicles. Another future direction of research is to take into account the physical proximity of the vehicles in order to avoid collision.

REFERENCES

- [1] T. Başar and G. J. Olsder. *Dynamic Noncooperative Game Theory*, 2nd Ed. SIAM Series in Classics in Applied Mathematics, Philadelphia, 1999.
- [2] S. Bhattacharya and T. Başar. Game-theoretic analysis of an aerial jamming attack on a UAV communication network. In *Proceedings of American Control Conference*, Baltimore, Maryland, June 2010. To Appear.
- [3] S. Bhattacharya and S. Hutchinson. On the existence of Nash equilibrium for a two player pursuit-evasion game with visibility constraints. In *Workshop on Algorithmic Foundations of Robotics*, 2008. In print.
- [4] S. Bhattacharya, S. Hutchinson, and T. Başar. Game-theoretic analysis of a visibility based pursuit-evasion game in the presence of obstacles. In *Proceedings of American Control Conference*, pages 373–378, St. Louis, Missouri, June 2009.
- [5] J. V. Breakwell and P. Hagedorn. Further properties of non-zero sum differential games. In *Journal of Optimization Theory and Applications*, volume 3, pages 207–219, 1969.
- [6] J. V. Breakwell and P. Hagedorn. Point capture of two evaders in succession. In *Journal of Optimization Theory and Applications*, volume 27, pages 89–97, January 1979.
- [7] M. Cagalj, S. Capcun, and J. P. Hubaux. Wormhole-based anti-jamming techniques in sensor networks. In *IEEE transactions on Mobile Computing*, volume 6, pages 100–114, January 2007.
- [8] L. Chen. *On selfish and malicious behaviours in wireless networks - a non-cooperative game theoretic approach*. PhD thesis, Ecole Nationale Supérieure des Telecommunications, Paris, October 2008.
- [9] D.M. Stipanović, S. Shankaran, and C. Tomlin. Strategies for agents in multi-player pursuit-evasion games. In *Eleventh International Symposium on Dynamic Games and Applications*, 2008.
- [10] P. Hagedorn and J. V. Breakwell. A differential game of approach with two pursuers and one evader. In *Journal of Optimization Theory and Applications*, volume 18, pages 15–29, January 1976.
- [11] R. Isaacs. *Differential Games*. Wiley, New York, 1965.
- [12] N. Karnad and V. Isler. Lion and man game in the presence of a circular obstacle. In *IEEE International Conference on Intelligent Robots and Systems (IROS)*, 2009.
- [13] J. P. Laumond, S. Sekhavat, and F. Lamiroux. *Guidelines in Nonholonomic motion planning for Mobile Robots*. Springer, 1998.
- [14] A. Y. Levchenkov and A. G. Pashkov. Differential game of optimal approach of two inertial pursuers to a noninertial evader. In *Journal of Optimization Theory and Applications*, volume 65, pages 501–518, June 1990.
- [15] J. Lewin. *Differential Games: Theory and Methods for Solving Game Problems with Singular Surfaces*. Springer-Verlag, London, 1994.
- [16] I. M. Mitchell and C. J. Tomlin. Overapproximating reachable sets by hamilton-jacobi projections. In *Journal of Scientific Computing*, volume 19, pages 323–346, 2003.
- [17] G. Noubir and G. Lin. Low power denial of service attacks in data wireless lans and countermeasures. 2003.
- [18] P. Papadimitratos and Z. J. Haas. Secure routing for mobile ad hoc networks. January 2002.
- [19] A. G. Pashkov and S. D. Terekhov. A differential game of approach with two pursuers and one evader. In *Journal of Optimization Theory and Applications*, volume 55, pages 303–311, July 1987.
- [20] R. A. Poisel. *Modern Communication Jamming Principles and Techniques*. Artech, Massachusetts, 2004.
- [21] J. J. Proakis and M. Salehi. *Digital Communications*. McGraw-Hill, 2007.
- [22] S. Shankaran, D. Stipanović, and C. Tomlin. Collision avoidance strategies for a three player game. In *International Society of Dynamic Games*, Wroclaw, Poland, July 2008.
- [23] D. M. Stipanović, I. Hwang, and C. J. Tomlin. Computation of an over-approximation of the backward reachable set using subsystem level set functions. In *Dynamics of Continuous, Discrete and Impulsive systems, Series A: Mathematical Analysis*, volume 11, pages 399–411, 2004.
- [24] D. M. Stipanović, A. A. Melikyan, and N. V. Hovakimyan. Some sufficient conditions for multi-player pursuit evasion games with continuous and discrete observations. In *Annals of the International Society of Dynamic Games*, volume 10, pages 133–145, 2009.
- [25] P. B. Sujit and R. Beard. Multiple uav path planning using anytime algorithms. In *Proceedings of American Control Conference*, pages 2978–2983, St. Louis, Missouri, June 2009.

- [26] E. M. Vaisbord and V. I. Zhukovskiy. *Introduction to multi-player differential games and their applications*. Gordon and Breach, New York, 1988.
- [27] A. D. Wood, J. A. Stankovic, and S. H. Son. Jam: a jammed-area mapping service for sensor networks. In *Proceedings of 24th IEEE Real-Time Systems Symposium (RTSS 03)*, pages 286–297, December 2003.
- [28] A. D. Wood, J. A. Stankovic, and G. Zhou. Deejam: Defeating energy-efficient jamming in ieee 802.15.4 based wireless networks. In *4th Annual IEEE Conference on Sensor, Mesh and Ad Hoc Communications and Networks (SECON 07)*, pages 60–69, 2007.
- [29] X. Wu, T. Wood, W. Trappe, and Y. Zhang. Channel surfing and spatial retreats: defenses against wireless denial of service. In *3rd ACM workshop on Wireless security (WiSe 04)*, pages 80–89, 2004.
- [30] V. I. Zhukovskiy and M. E. Salukvadze. *The vector valued maxmin*, volume 193. Academic Press, San Diego, 1994.