

# CS 547: Sensing and Planning in Robotics

Gaurav S. Sukhatme

Computer Science  
Robotic Embedded Systems Laboratory  
University of Southern California

[gaurav@usc.edu](mailto:gaurav@usc.edu)  
<http://robotics.usc.edu/~gaurav>

*(Slides adapted from Thrun, Burgard, Fox book slides)*

# Administrative Matters

- Signup - please fill in the details on the signup sheet if you are not yet enrolled
- Web page  
<http://robotics.usc.edu/~gaurav/CS547>
- Email list [cs547-usc-fall-2011@googlegroups.com](mailto:cs547-usc-fall-2011@googlegroups.com)
- Grading (2 quizzes 40%, class participation 10%, and project 50%)
- TA: Megha Gupta (meghagup@usc.edu)
- **Note: First quiz today, scores available at the end of the week to help you decide if you want to stay in the class**

# Project and Textbook

- Project
  - Small teams or individual projects
  - Equipment (ROS, PR2)
- Book
  - *Probabilistic Robotics* (Thrun, Burgard, Fox)
  - Available at the Bookstore

# I expect you to

- come REGULARLY to class
- visit the class web page FREQUENTLY
- read email EVERY DAY
- SPEAK UP when you have a question
- START EARLY on your project
  
- If you don't
  - the likelihood of learning anything is small
  - the likelihood of obtaining a decent grade is small


# In this course you will

- Learn how to address the fundamental problem of robotics i.e. *how to combat uncertainty* using the tools of probability theory
- Explore the advantages and shortcomings of the probabilistic method
- Survey modern applications of robots
- Read some cutting edge papers from the literature

# Syllabus and Class Schedule

- 8/22 Introduction and probability theory background
- 8/29 Bayesian filtering
- 9/5 (no class) Labor Day
- 9/12 PR2 and ROS tutorial
- 9/19 Sensor models and perception
- 9/26 Quiz 1 (Gaurav and Megha at IROS)
- 10/3 Action models
- 10/10 Bayesian filtering revisited: the Kalman filter & Particle filtering
- 10/17 The Markov decision process
- 10/24 The partially observable Markov decision process
- 10/31 Interim project updates (short presentations and demos)
- 11/7 Mixture models and the Expectation-Maximization algorithm
- 11/14 Quiz 2 (Gaurav on travel) and extended office hours
- 11/21 Extended office hours
- 11/28 Final project presentations

# Robotics Yesterday



# Robotics Today





# Robotics Tomorrow?



STAR  
WARS

©, TM & © 1994 Lucasfilm Ltd. All rights reserved. Used under authorization.

LUCASFILM  
Ltd



# What is Robotics/a Robot ?

- Background
  - Term robot invented by Capek in 1921 to mean a machine that would willingly and ably do our dirty work for us
  - The first use of robotics as a word appears in Asimov's science fiction
- Definition (Brady): Robotics is the intelligent connection of perception to action
- History (Wikipedia entry is a reasonable intro)

# Trends in Robotics Research

## Classical Robotics (mid-70's)

- exact models
- no sensing necessary

## Reactive Paradigm (mid-80's)

- no models
- relies heavily on good sensing

## Hybrids (since 90's)

- model-based at higher levels
- reactive at lower levels

## Probabilistic Robotics (since mid-90's)

- seamless integration of models and sensing
- inaccurate models, inaccurate sensors

Robots are moving away from factory floors to Entertainment, Toys, Personal service. Medicine, Surgery, Industrial automation (mining, harvesting), Hazardous environments (space, underwater)

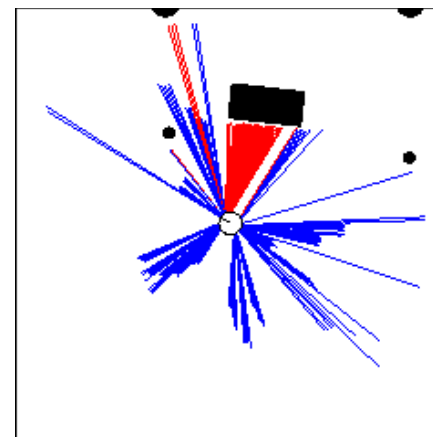

# Tasks to be Solved by Robots

- Planning
- Perception
- Modeling
- Localization
- Interaction
- Acting
- Manipulation
- Cooperation
- ...

# Uncertainty is Inherent/Fundamental

- Uncertainty arises from four major factors:
  - Environment is stochastic, unpredictable
  - Robots actions are stochastic
  - Sensors are limited and noisy
  - Models are inaccurate, incomplete

Odometry Data



Range Data

# Probabilistic Robotics

Explicit representation of uncertainty using the calculus of probability theory

- Perception = state estimation
- Action = utility optimization

# Advantages and Pitfalls

- Can accommodate inaccurate models
- Can accommodate imperfect sensors
- Robust in real-world applications
- Best known approach to many hard robotics problems
- Computationally demanding
- False assumptions
- Approximate

# Axioms of Probability Theory

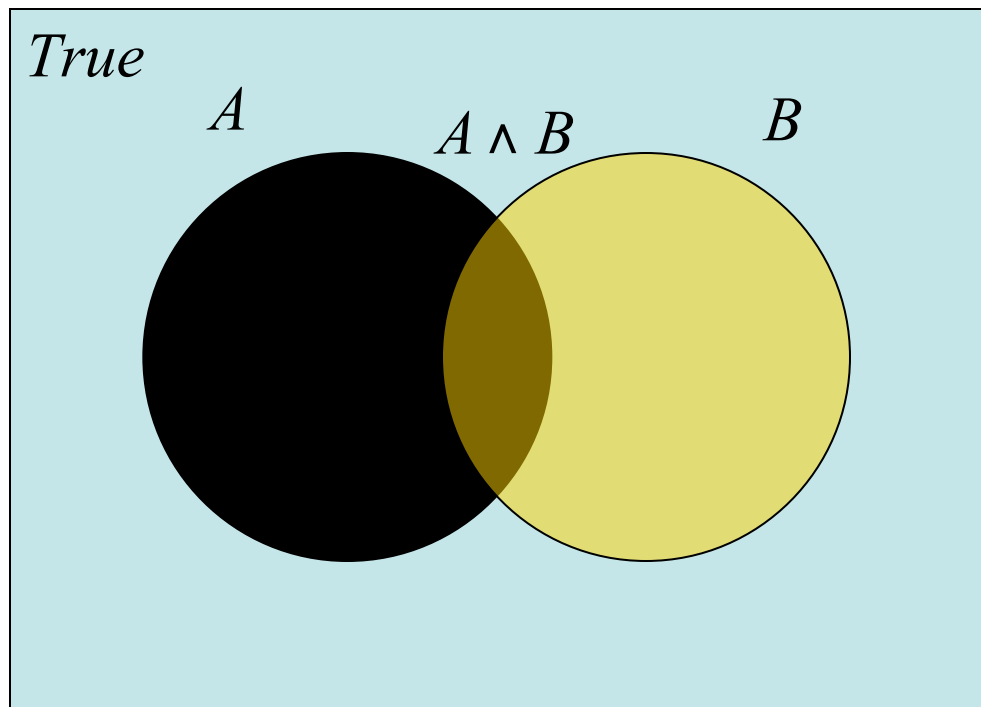
$\Pr(A)$  denotes probability that proposition  $A$  is true.

- $0 \leq \Pr(A) \leq 1$
- $\Pr(\textit{True}) = 1$                        $\Pr(\textit{False}) = 0$
- $\Pr(A \vee B) = \Pr(A) + \Pr(B) - \Pr(A \wedge B)$



# A Closer Look at Axiom 3

$$\Pr(A \vee B) = \Pr(A) + \Pr(B) - \Pr(A \wedge B)$$



# Using the Axioms

$$\Pr(A \vee \neg A) = \Pr(A) + \Pr(\neg A) - \Pr(A \wedge \neg A)$$

$$\Pr(\textit{True}) = \Pr(A) + \Pr(\neg A) - \Pr(\textit{False})$$

$$1 = \Pr(A) + \Pr(\neg A) - 0$$

$$\Pr(\neg A) = 1 - \Pr(A)$$

# Discrete Random Variables

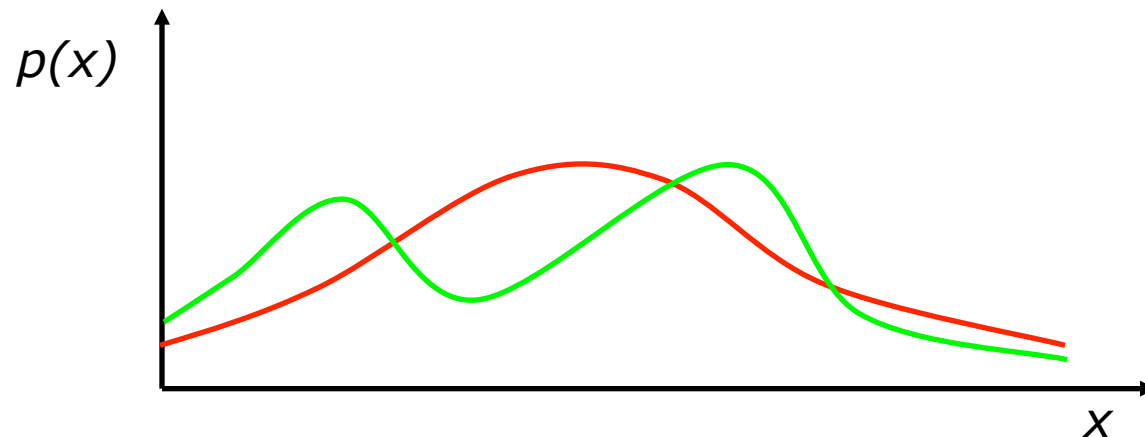
- $X$  denotes a **random variable**.
- $X$  can take on a finite number of values in  $\{x_1, x_2, \dots, x_n\}$ .
- $P(X=x_i)$ , or  $P(x_i)$ , is the **probability** that the random variable  $X$  takes on value  $x_i$ .
- $P(\cdot)$  is called **probability mass function**.
- E.g.  $P(\text{Room}) = \langle 0.7, 0.2, 0.08, 0.02 \rangle$

# Continuous Random Variables

- $X$  takes on values in the continuum.
- $p(X=x)$ , or  $p(x)$ , is a **probability density function**.

$$\Pr(x \in [a, b]) = \int_a^b p(x) dx$$

- E.g.



# Joint and Conditional Probability

- $P(X=x \text{ and } Y=y) = P(x,y)$
- If X and Y are **independent** then
$$P(x,y) = P(x) P(y)$$
- $P(x | y)$  is the probability of **x given y**
$$P(x | y) = P(x,y) / P(y)$$
$$P(x,y) = P(x | y) P(y)$$
- If X and Y are **independent** then
$$P(x | y) = P(x)$$

# Law of Total Probability

## Discrete case

$$\sum_x P(x) = 1$$

$$P(x) = \sum_y P(x, y)$$

$$P(x) = \sum_y P(x | y)P(y)$$

## Continuous case

$$\int p(x) dx = 1$$

$$p(x) = \int p(x, y) dy$$

$$p(x) = \int p(x | y)p(y) dy$$

# Reverend Thomas Bayes, FRS (1702-1761)



Clergyman and mathematician who first used probability inductively and established a mathematical basis for probability inference

# Bayes Formula

$$P(x, y) = P(x | y)P(y) = P(y | x)P(x)$$

$\Rightarrow$

$$P(x | y) = \frac{P(y | x) P(x)}{P(y)} = \frac{\text{likelihood} \cdot \text{prior}}{\text{evidence}}$$



# Conditioning

- Total probability:

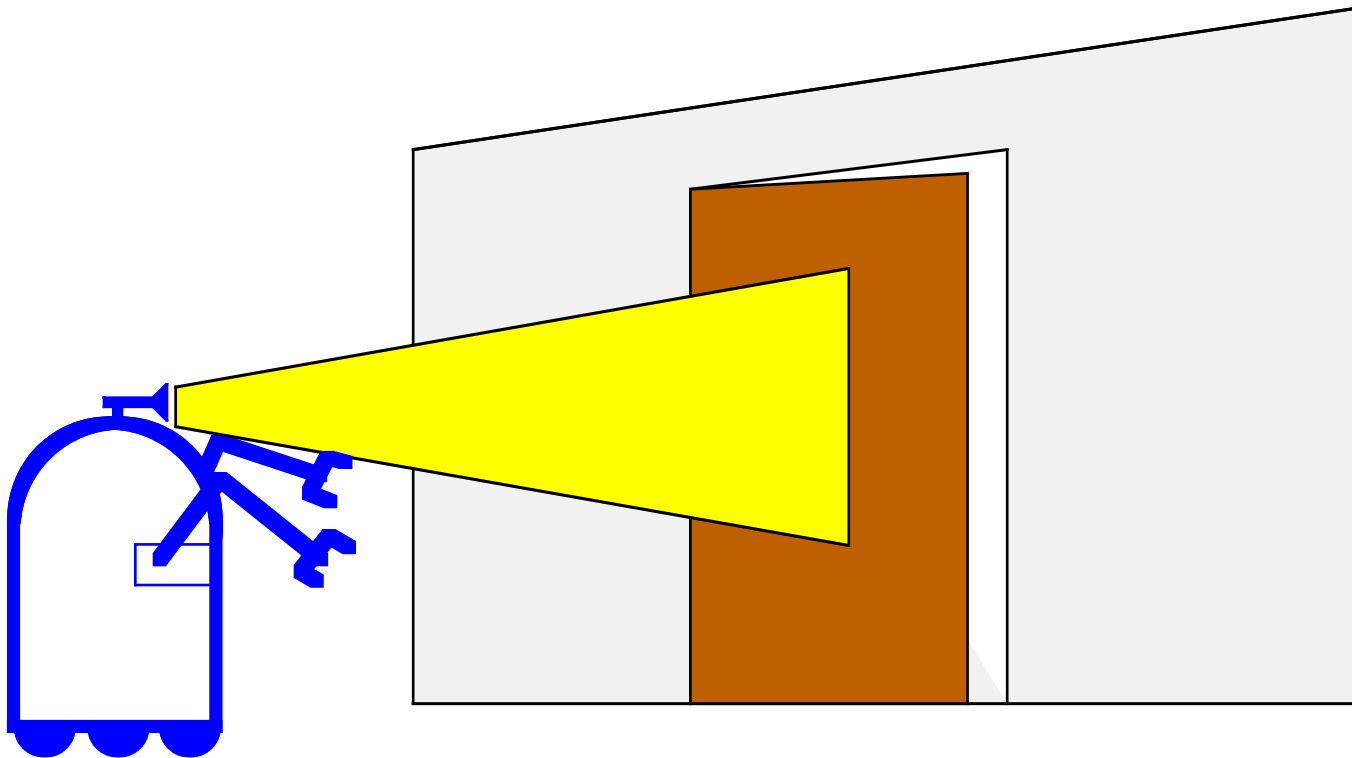
$$P(x|y) = \int P(x | y, z) P(z | y) dz$$

- Bayes rule and **background knowledge**:

$$P(x | y, z) = \frac{P(y | x, z) P(x | z)}{P(y | z)}$$

# Simple Example of State Estimation

- Suppose a robot obtains measurement  $z$
- What is  $P(open|z)$ ?



# Causal vs. Diagnostic Reasoning

- $P(open|z)$  is **diagnostic**.
- $P(z|open)$  is **causal**.
- Often **causal** knowledge is easier to obtain. **count frequencies!**
- Bayes rule allows us to use causal knowledge:

$$P(open | z) = \frac{P(z | open)P(open)}{P(z)}$$

# Example

- $P(z|open) = 0.6$        $P(z|\neg open) = 0.3$
- $P(open) = P(\neg open) = 0.5$

$$P(open | z) = \frac{P(z | open)P(open)}{P(z | open)p(open) + P(z | \neg open)p(\neg open)}$$

$$P(open | z) = \frac{0.6 \cdot 0.5}{0.6 \cdot 0.5 + 0.3 \cdot 0.5} = \frac{2}{3} = 0.67$$

- z raises the probability that the door is open.

# Combining Evidence

- Suppose our robot obtains another observation  $z_2$ .
- How can we integrate this new information?
- More generally, how can we estimate  $P(x | z_1 \dots z_n)$ ? (next lecture)

# Example: Second Measurement

- $P(z_2|open) = 0.5$        $P(z_2|\neg open) = 0.6$
- $P(open|z_1) = 2/3$

$$\begin{aligned} P(open | z_2, z_1) &= \frac{P(z_2 | open) P(open | z_1)}{P(z_2 | open) P(open | z_1) + P(z_2 | \neg open) P(\neg open | z_1)} \\ &= \frac{\frac{1}{2} \cdot \frac{2}{3}}{\frac{1}{2} \cdot \frac{2}{3} + \frac{3}{5} \cdot \frac{1}{3}} = \frac{5}{8} = 0.625 \end{aligned}$$

- $z_2$  lowers the probability that the door is open.

# Actions

- Often the world is **dynamic** since
  - **actions carried out by the robot,**
  - **actions carried out by other agents,**
  - or just the **time** passing bychange the world.
- How can we **incorporate** such **actions**?

# Typical Actions

- The robot **turns its wheels** to move
- The robot **uses its manipulator** to grasp an object
- Actions are **never carried out with absolute certainty**.
- In contrast to measurements, **actions generally increase the uncertainty**.



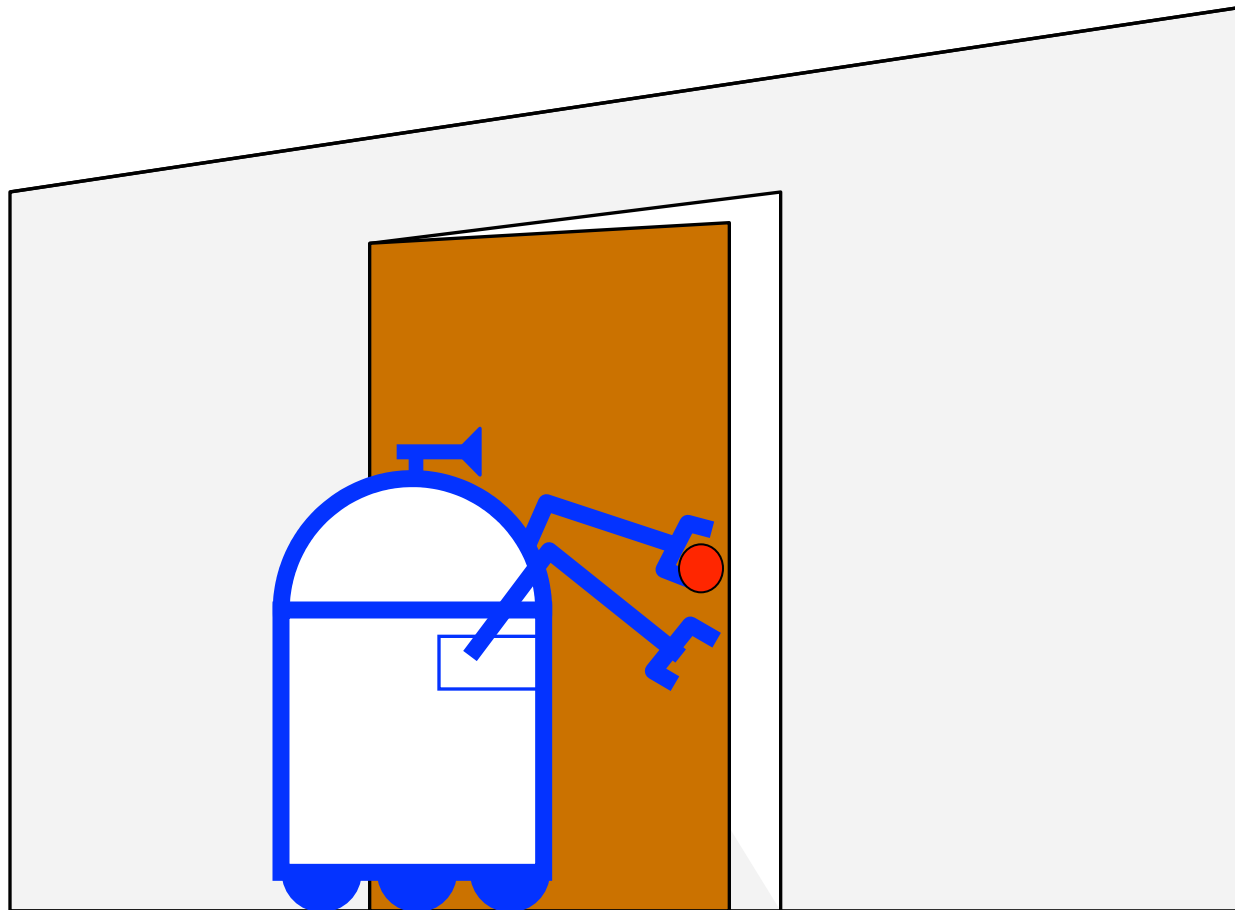
# Modeling Actions

- To incorporate the outcome of an action  $u$  into the current “belief”, we use the conditional pdf

$$P(x|u,x')$$

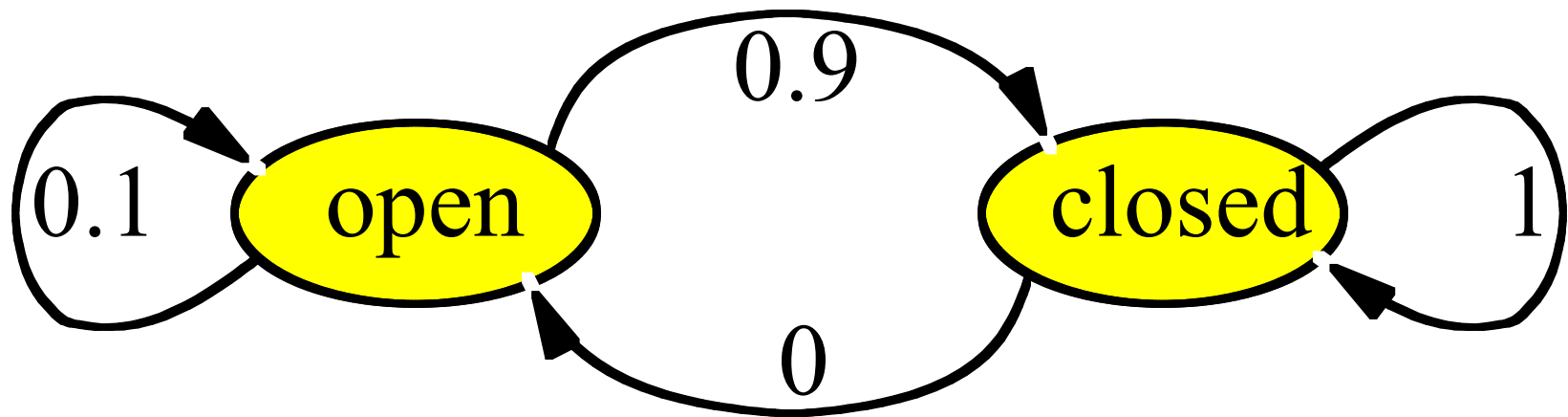
- This term specifies the pdf that **executing  $u$  changes the state from  $x'$  to  $x$ .**

# Example: Closing the door



# State Transitions

$P(x|u, x')$  for  $u = \text{“close door”}$ :



If the door is open, the action “close door” succeeds in 90% of all cases.

# Integrating the Outcome of Actions

Continuous case:

$$P(x | u) = \int P(x | u, x') P(x') dx'$$

Discrete case:

$$P(x | u) = \sum P(x | u, x') P(x')$$

# Example: The Resulting Belief

$$\begin{aligned}P(\textit{closed} | u) &= \sum P(\textit{closed} | u, x')P(x') \\ &= P(\textit{closed} | u, \textit{open})P(\textit{open}) \\ &\quad + P(\textit{closed} | u, \textit{closed})P(\textit{closed}) \\ &= \frac{9}{10} * \frac{5}{8} + \frac{1}{1} * \frac{3}{8} = \frac{15}{16}\end{aligned}$$

$$\begin{aligned}P(\textit{open} | u) &= \sum P(\textit{open} | u, x')P(x') \\ &= P(\textit{open} | u, \textit{open})P(\textit{open}) \\ &\quad + P(\textit{open} | u, \textit{closed})P(\textit{closed}) \\ &= \frac{1}{10} * \frac{5}{8} + \frac{0}{1} * \frac{3}{8} = \frac{1}{16} \\ &= 1 - P(\textit{closed} | u)\end{aligned}$$

# Next Lecture

- Bayesian Filtering
  - The Markov assumption
  - A recursive filter from Bayes rule
  - Examples

$$\begin{aligned} P(x | z_1, \dots, z_n) &= \frac{P(z_n | x) P(x | z_1, \dots, z_{n-1})}{P(z_n | z_1, \dots, z_{n-1})} \\ &= \eta P(z_n | x) P(x | z_1, \dots, z_{n-1}) \\ &= \eta_{1\dots n} \prod_{i=1\dots n} P(z_i | x) P(x) \end{aligned}$$