

Human-Robot Interaction Studies for Autonomous Mobile Manipulation for the Motor Impaired

Young Sang Choi¹, Cressel Anderson¹, Travis Deyle¹, Jonathan Glass²,
Charlie Kemp¹

Healthcare Robotics Lab
Health Systems Institute
Georgia Institute of Technology¹

The Emory ALS Center
Emory University²

Introduction

- El-E, assisting the motor impaired
- Autonomous & mobile object manipulation
- Study with prospective users
 - Needs assessment
 - Evaluation user study



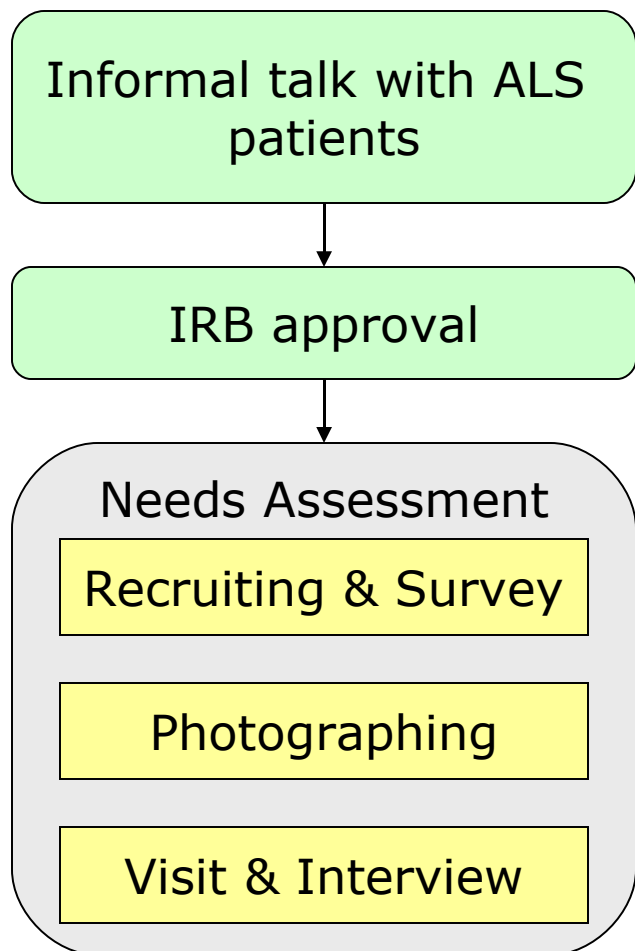
Motor Impairments and ALS

- Physical disability and motor impairments
 - 9.29% of adult Americans have physical disability
 - Caused by injury, age, neurological diseases
- ALS (Amyotrophic Lateral Sclerosis, also known as Lou Gehrig's Disease)
 - Severe and progressive motor disability
 - Mostly unaffected cognitive abilities
- Lost independence
 - Limited mobility & manipulation
 - A major hurdle to quality of life

User Needs Assessment

- Understand user's needs and wants
 - Which objects, How frequent?
 - In what environment?
- Reflect the needs in design
 - Done quickly to help development
- Interviewing
 - Will they know what they want?
- Photographing & recording
 - By patients & caregivers

Study Procedures



- 8 participants
 - Recruited with help of the Emory ALS Center by visiting the ALS Clinic
 - Diverse extents of impairments
- Procedures
 - Consent form / demographic survey
 - ALSFRS-R assessment
 - In home photographing / recording (1 week)
 - Final interview at home

Photographing & recording



Take Home Survey Instrument

Please describe the incidence of dropping an object in your daily life as the following example.

Example

Object: Standard sized spiral notebook, blue

Location: Living Room

Orientation: Fell flat on floor about one foot between both the edge of the sofa and myself.

Method of Retrieval: Brother picked it up

Time Elapsed until Retrieval: 30 minutes

Resulting Photographs

Objects



Tasks



Environments



Final interview

- Drop Frequency (How often?)
- Object Identity (What objects?)
- Location Identities (Where?)
- Method of Return (hand-over or on surface)
- Use of Laser Pointers (Can you use it?)
- Acceptable Performance Measures
 - (Error rate, Task time, price, etc.)


Findings

- Frequently dropped objects
 - Phone/cell phone (4), Paper (3), TV remote(3)
 - Pills, forks, pens (2)
- Most important object to retrieve
 - Phone/cell phone (2),Walking stick (2)
- Method of return
 - Hand-over (3) on surface (3) not sure (2)
- Laser pointer use
 - 6/8 can point but only 2 said it was comfortable -> need improvement

Conclusion – Needs Assessment

- Object retrieval is of critical need for people with ALS
- Home environments is varying and challenging
- ALS patients expects the value of assistive robots

El-E, an Autonomous Manipulation Robot



El-E, Head



- Omnidirectional camera with parabolic mirror
 - Observe 360 degree and floor to wall
 - Monitor to detect a laser light
 - Green narrowband filter to make laser point stand out
- Stereo camera on pan & tilt unit
 - Binocular vision
 - Pan & tilt to the detected location
- Determine the 3D position

Overview of the User Study

- Validate the robot
 - Speed, Accuracy and Learning Time
 - User satisfaction
- Find improvement ideas
 - Accessibility / usability problem
- Experimental task
 - The user selects an object on the floor
 - The robot approaches the location, grasps and lifts the object



User Interface Type


Hand-held laser pointer
(HL)



Ear-mounted laser pointer
(EL)



Touch screen
(TS)



Participants & Experiment Design

- 8 participants from the Emory ALS Center
- Factor
 - Interface type (EL / TS / HL)
 - Within-subject design with randomization
- Dependent variables
 - Accuracy: success rate of trials
 - Speed: time from start to **detect**
 - Learning time: not explicitly timed
 - Satisfaction: subjective evaluation

Demographic Information

Gender	Male (6), Female (2)
Ethnicity	White (6), African American (2)
Age	53.13 yrs on avg. (35 to 67)
Education	17 years on avg.
Diagnosis	25.63 months ago on avg.

Experimental Procedures

- For each interface, EL, TS,& HL (in random order)
 - Instruction & practice
 - Trials on 3 objects on 2 locations (random order)
 - Satisfaction survey for the interface
- Final post-task interview
 - Preference of interfaces
 - Difficulties experienced

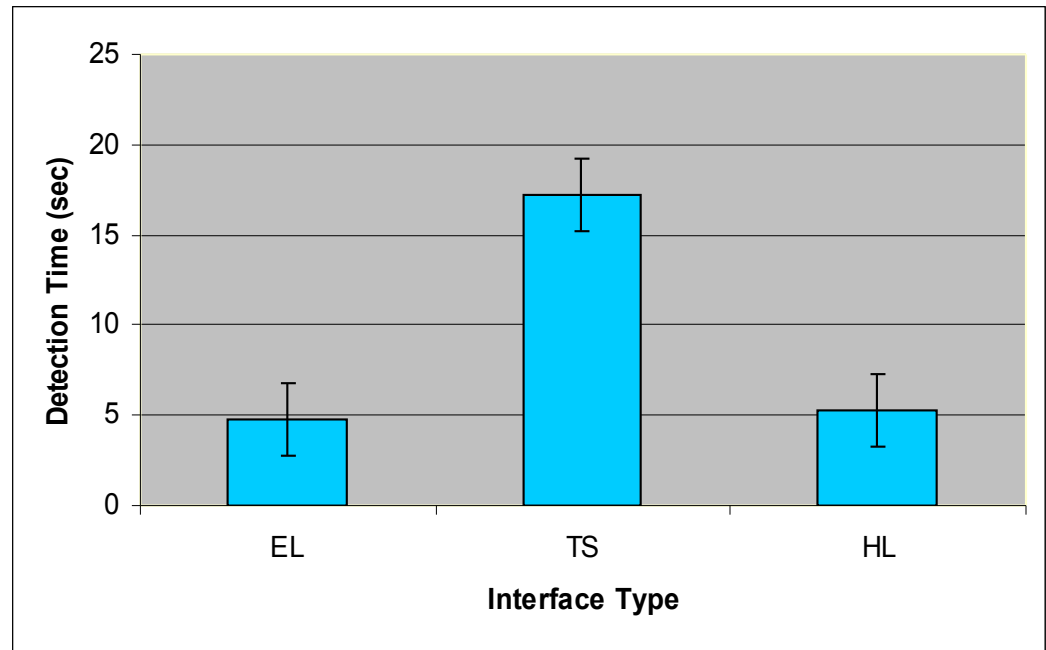


Satisfaction Questionnaire

- Adapted from IBM Computer Usability Satisfaction Questionnaires: (Lewis, J. R)
- I could **effectively use** the system to accomplish the given tasks.
- I am satisfied with **the time** between when I gave command and when the robot **detected** the object.
- I am satisfied with the **total time** between when I gave command and when the robot finally picked up the object.
- It was **easy to find** an object with the interface
- It was **easy to point** an object with the interface.
- It was **easy to learn** to use the system.
- It was not **physically burdensome** to use the system.
- Overall, I was satisfied to use the system.

Performance Results

- Overall success rate
 - 94.8% 127/134
 - Not much difference between interfaces
- Learning time
 - All < 10min
- Detection time
 - $TS > EL = HL$



ANOVA table of the detection time

	Degree of freedom	Mean square	F-value	Sig.
Between Groups	2.00	2138.32	7.023	0.001
Within Groups	125.00	304.49		
Total	127.00			

Satisfaction Results

- Overall satisfaction was high for all interfaces (max = 56)
- EL was more comfortable for people with less upper limb motor capability
- TS was preferred by 3 although it was slower

		1	2	3	4	5	6	7	8	Average
Satisfaction	EL	51	55	54	51	46	45	54	48	50.50
	TS	53	49	51	52	45	49	49	50	49.75
	HL	51	N/A	52	52	27	46	54	52	47.71
Comfortable laser pointer		HL	EL	EL	HL	EL	EL	HL	HL	
Preferable interface to use		HL	EL	EL	HL	TS	TS	HL	TS	
ALSFRS-R	Handwriting	3	0	0	4	2	1	3	3	2.00
	Dressing & Hygiene	2	0	0	2	1	1	3	1	1.25
	Subtotal	5	0	0	6	3	2	6	4	3.25
	Total	37	18	27	30	25	19	39	16	26.38

Design Changes After User Study



- Ear-mounted and hand held laser pointers
- Less weight plastic shell (using a 3D printer from solid models)
- Big buttons requiring less dexterity and strength



Further Work

- Evaluate delivery function (user study 2)
 - Delivery by placing on a flat surface
 - Delivery by holding out for user handing
- Test in real homes (field testing)
 - Deployment of more reliable and safe robots in actual environments

Conclusion – User Study

- Validate performance and acceptance of EI-E
- Multiple interface design addressing different user capabilities
- Variation of user preferences

Questions & Comments

- Thank you for your time.
- For further information, please visit <http://www.healthcare-robotics.com>