

From Theory and Research Question to Methods:

Five Study Cases from HCI Research at Stanford University

Heidy Maldonado
HCI Group, Computer Science
and School of Education,
Stanford University

Leila Takayama
Willow Garage
Department of Communication
Stanford University


Perspectives on Science and Technology



Empirical technologies - informing science

Systematic technologies - informed by science

...[I]n science originality lies in the power of seeing more deeply than others into the nature of things, while in technology it consists in the ingenuity of the artificer in turning known facts to a surprising advantage.

—Polanyi, 1962, p. 178





One of many differences.

OUTLINE



- Controlled Lab Experiments vs. In The Field Studies
- Case Studies:
 - Evaluation
 - Exploration
 - Experiments

Laboratory Studies



Controlled

Conditions



superstock.com



Laboratory Studies



Controlled

Conditions

Causality





KAPOW!

KAPOW!

How to win Friends
& change your world
use your hands
Don't rely on
the school
SUPERHERO SCHOOL
LIFE 2.0
Beyond Group Material
Risk Behavior for
Translance
Summer Camp
Design Camp
Innovation Camp
CAMP
in Camp
+ Camp
Airing like Redwood
Design Ed
Search + Design

LEADERSHIP &
FACILITATION/C
LEADING BY DOING
WRITING
PROCESS - THE
NEGOTIATION

INDOOR/OUTDOOR

TEAM
SPACE

TRANSITION

AS BUILT



Validity:


the best available approximation to the truth of a given proposition, inference, or conclusion

- Internal Validity: establishing causality
- External Validity: generalize



Flow of Methods

- Real world studies
 - Exploratory: identify phenomena, develop theories, & inspire design.
 - Evaluation: study in-situ use of technology by target population.
- Controlled field and lab experiments
 - iterate upon theories & inform designs
- Parametric studies
 - elaborate upon theories & inform designs



EVALUATION

How Do Team Dynamics Affect
Technology Appropriation,
Artifact Creation,
and Course Performance?

Heidy Maldonado,

In collaboration with Prof. Scott Klemmer, Prof.

Roy Pea, Brian Lee



How Do Team Dynamics
Affect

Technology
Appropriation,

Artifact Creation,

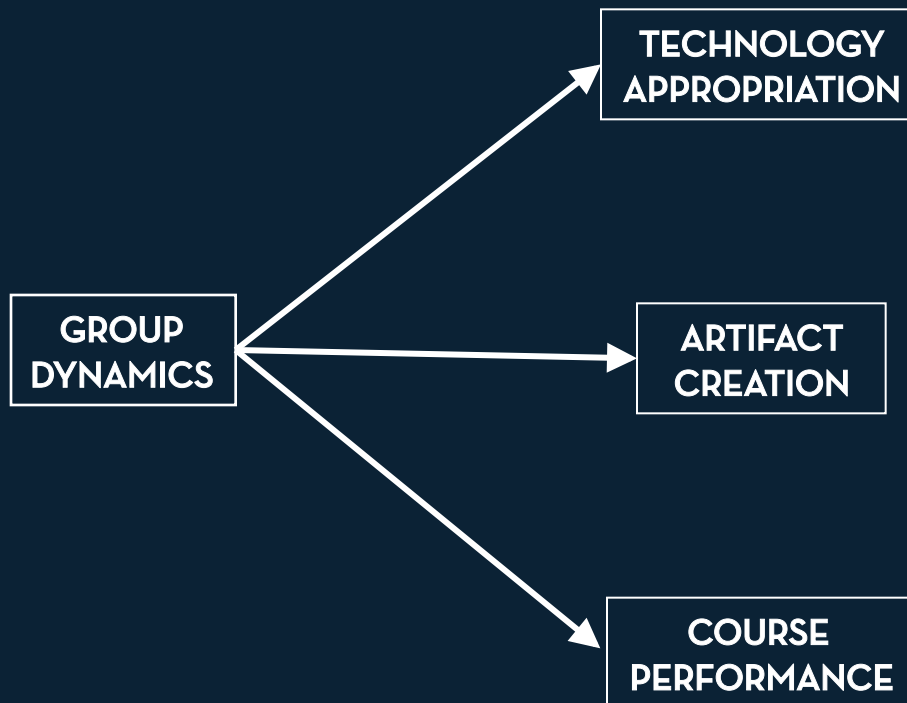
and Course Performance?

Heidy Maldonado,

In collaboration with Prof. Scott Klemmer, Prof. Roy

Pea, Brian Lee

Thesis Question





Heidy Maldonado's Dissertation:

**Highlights how we can
design technology and
activities to support
and encourage positive
group dynamics**

Why?

Being a group with positive dynamics is

LARGELY AND SIGNIFICANTLY CORRELATED

Positive Perceptions of technology

New Users, Continued Usage

Likelihood of Future Usage


Higher quality output

Higher satisfaction with product & team

Why?

Being a group with positive dynamics is

LARGELY AND SIGNIFICANTLY CORRELATED




Positive Perceptions of technology

New Users, Continued Usage

Likelihood of Future Usage

Higher quality output

Higher satisfaction with product & team

A photograph of four students sitting around a wooden table in a classroom or workshop. They are focused on their work, which involves a large roll of white paper and several sheets of paper. One student in the foreground is using orange-handled scissors. The background shows a blue board and other classroom items. The text is overlaid in the center of the image.

3 years, 4 courses
124 students
groups of 3 or 4

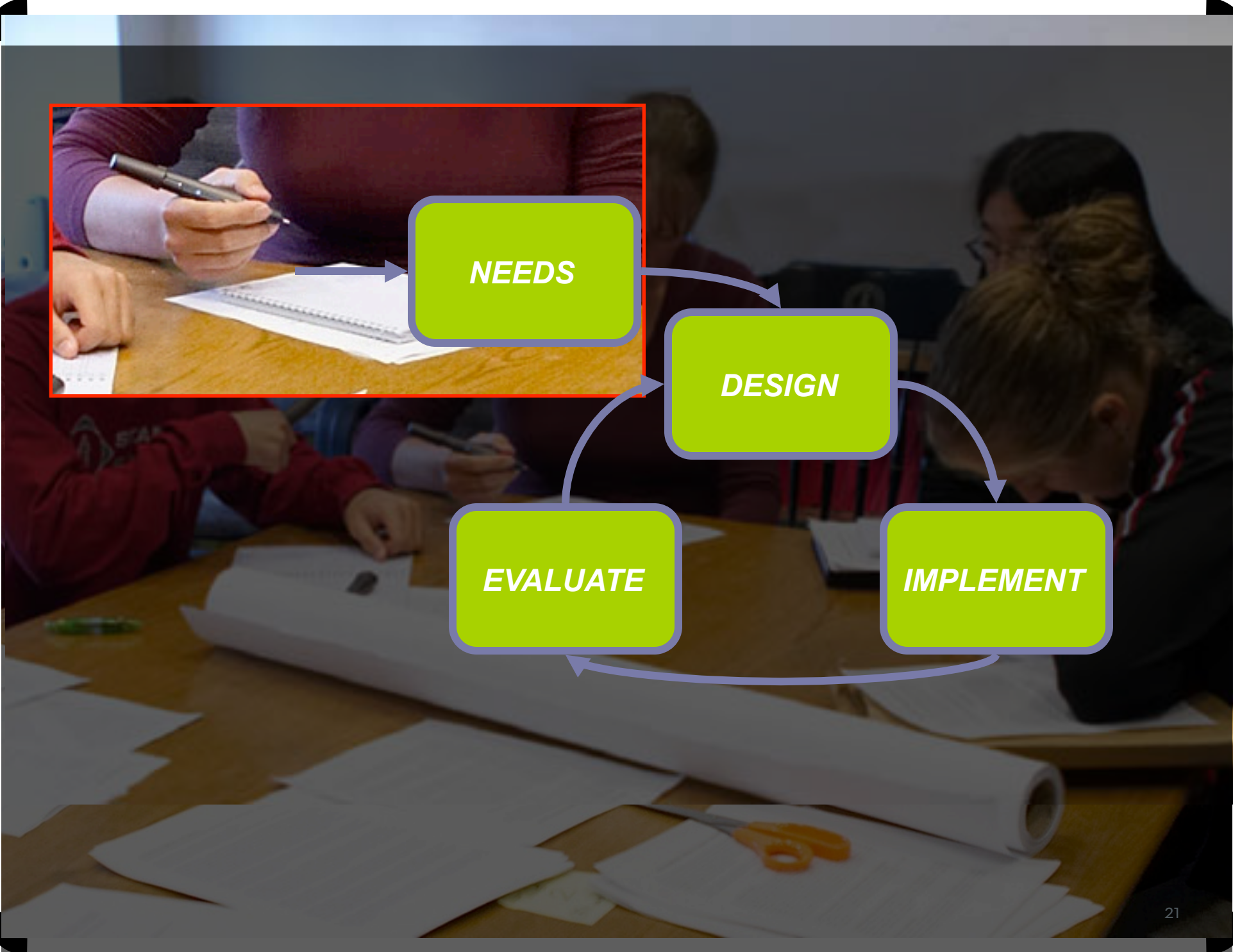


NEEDS

DESIGN

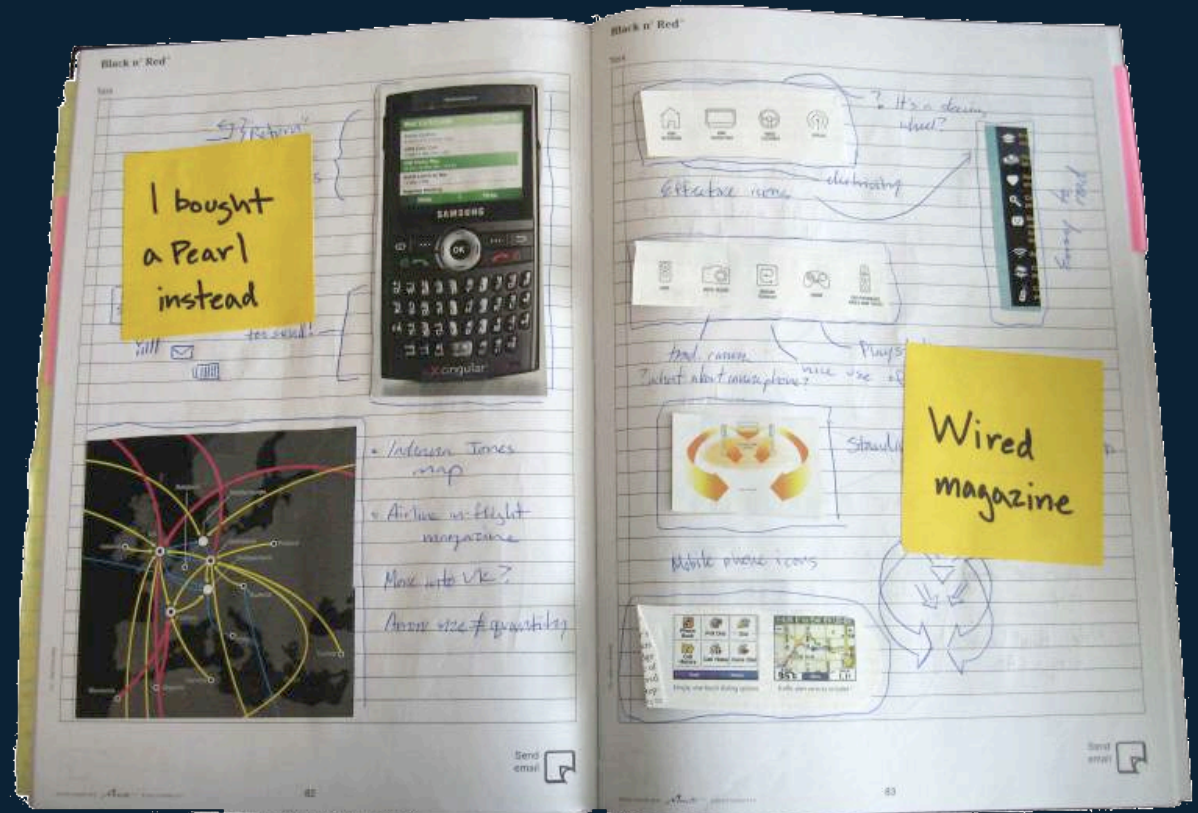
EVALUATE

IMPLEMENT

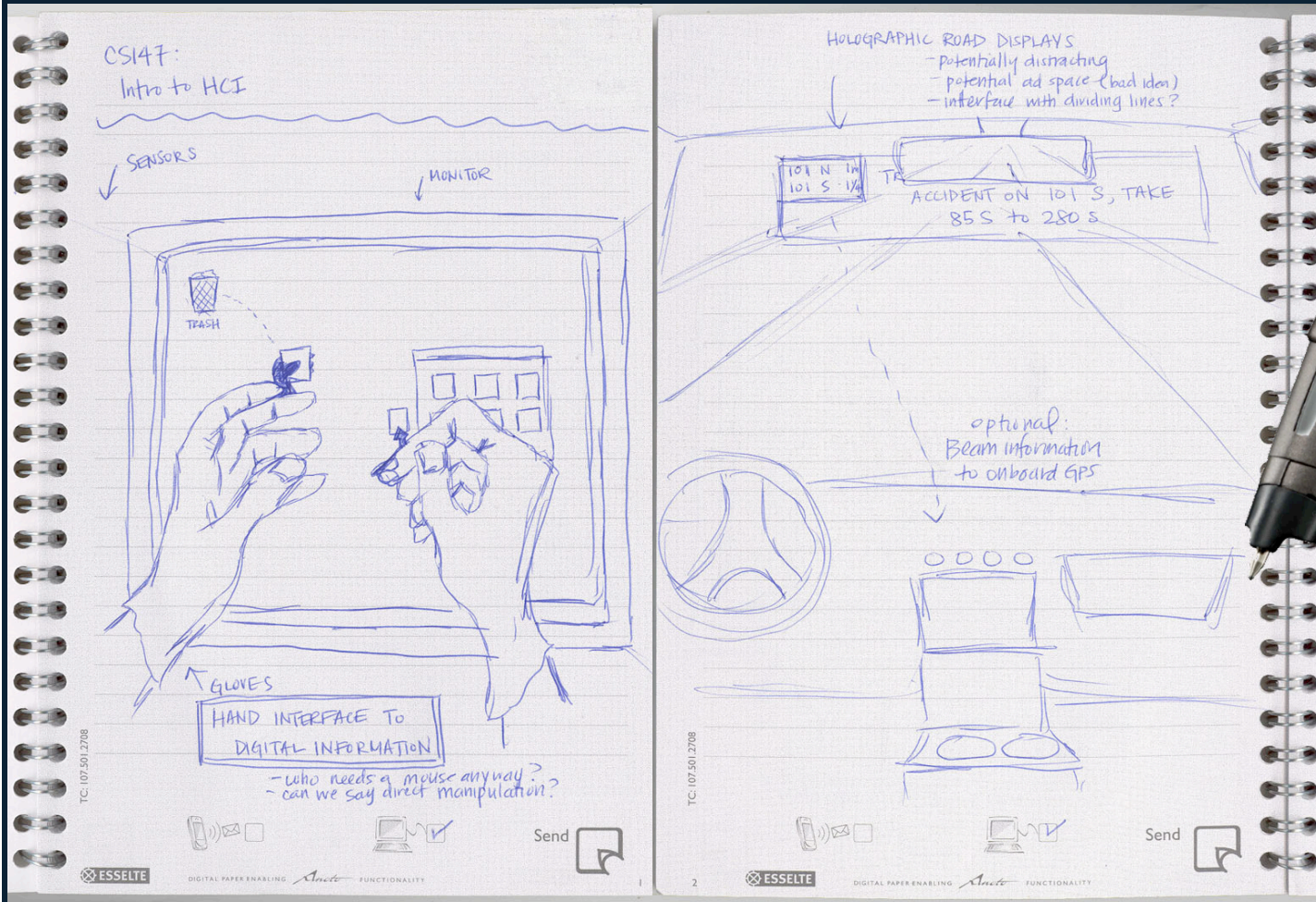


Design Notebooks or Idea Logs

- Repository
- Reflective
- Portable
- Inspirational
- Requirement




The iDeas Learning Ecology





MONITOR



TRASH

GLOVES

HAND INTERFACE TO DIGITAL INFORMATION


- who needs a mouse anyway?
- can we say direct manipulation?

October 3 3:56 pm Tags: hand interface to digital information
- October 25 9:49 pm

1

HOLOGRAPHIC ROAD DISPLAYS

- potentially distracting
- potential ad space (bad idea)
- interface with dividing lines?



optional:
Beam information to onboard GPS




October 3 4:05 pm Tags: driving road display holographic
- October 25 9:49 pm

2

Search Search

Related Content Search Results



Import photos


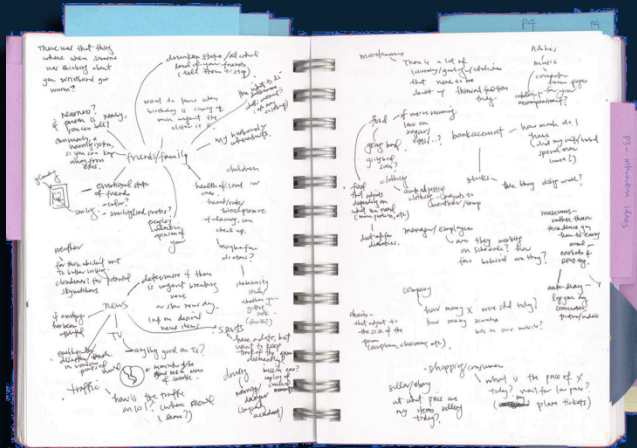
Manage groups

Start new notebook

Methods: At the crossroads

Design education research

Collaboration research




Combining methodologies:

- First longitudinal studies of Anoto technology
- Technology allows us unprecedented view of how students work

Methods

- Pre- and Post- Questionnaires
- Analysis of video/observations during class and group meetings
- Interviews
- Course performance assessment
- Quantitative Analysis of Idea Logs:
 - Course Grading emphasizes idea generation fluidity
 - Pages students shared vs. pages students wrote


Will the real notebook please stand up?



Physical Notebook

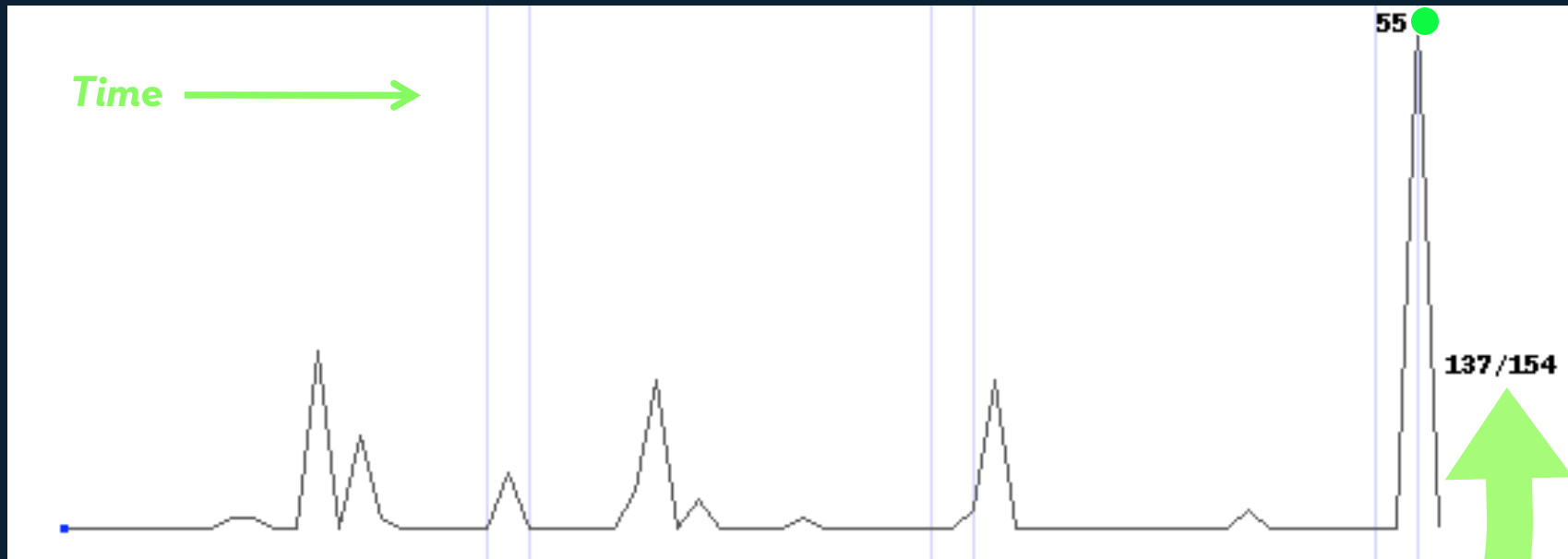
Digital Notebook

Common Content:
PAGES SYNCHED



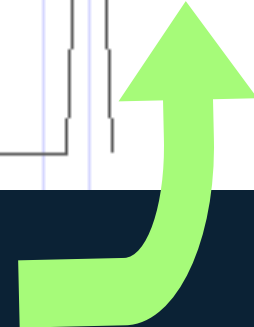
A window into the student workflow: Sparklines

Max Pages written in one day

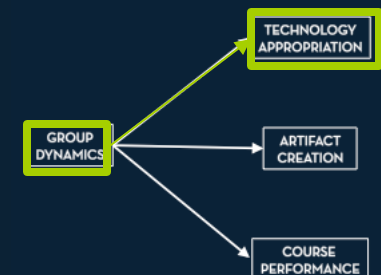


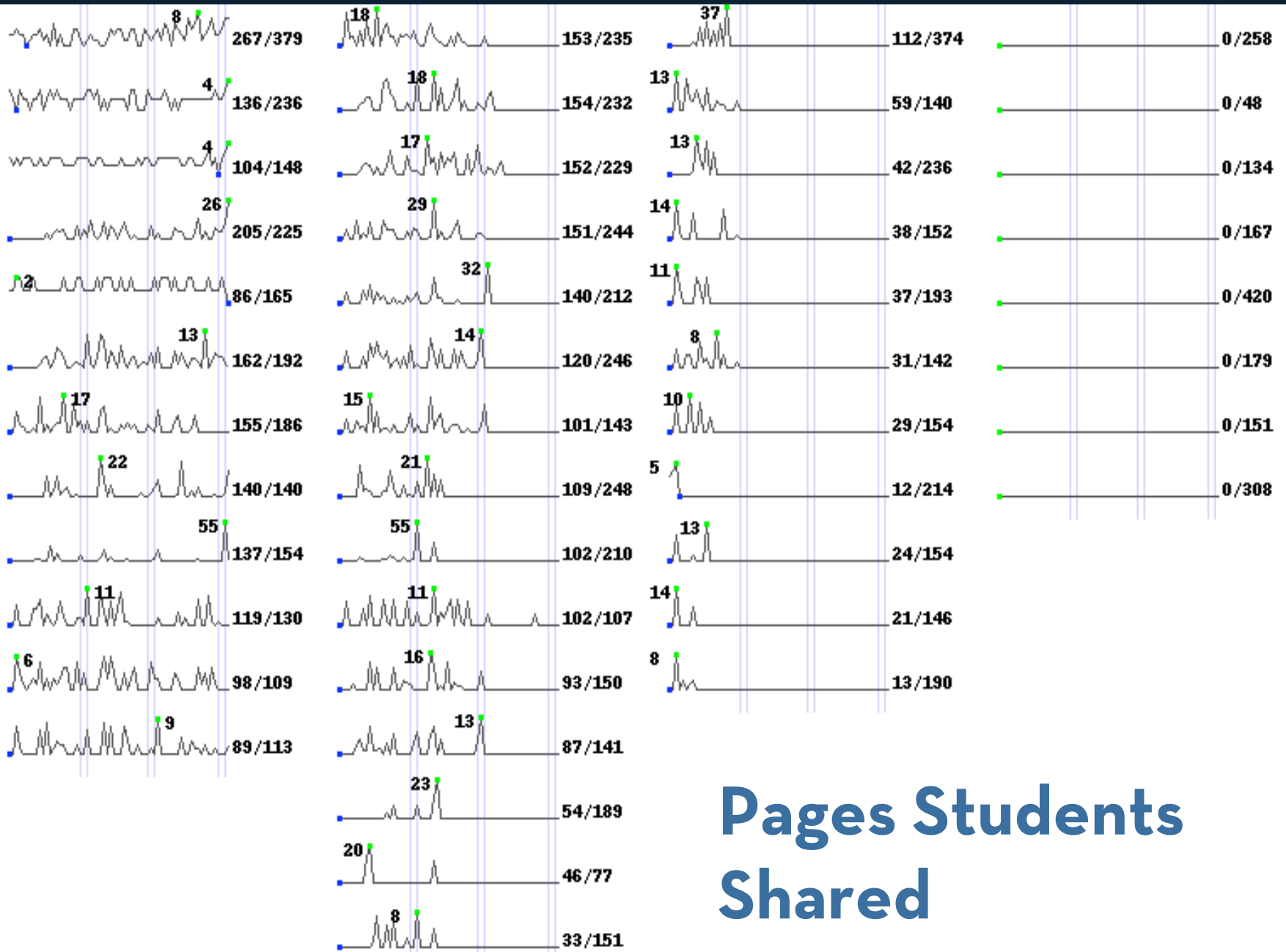
Number Pages Shared / Number Pages Written (paper notebook)

137/154

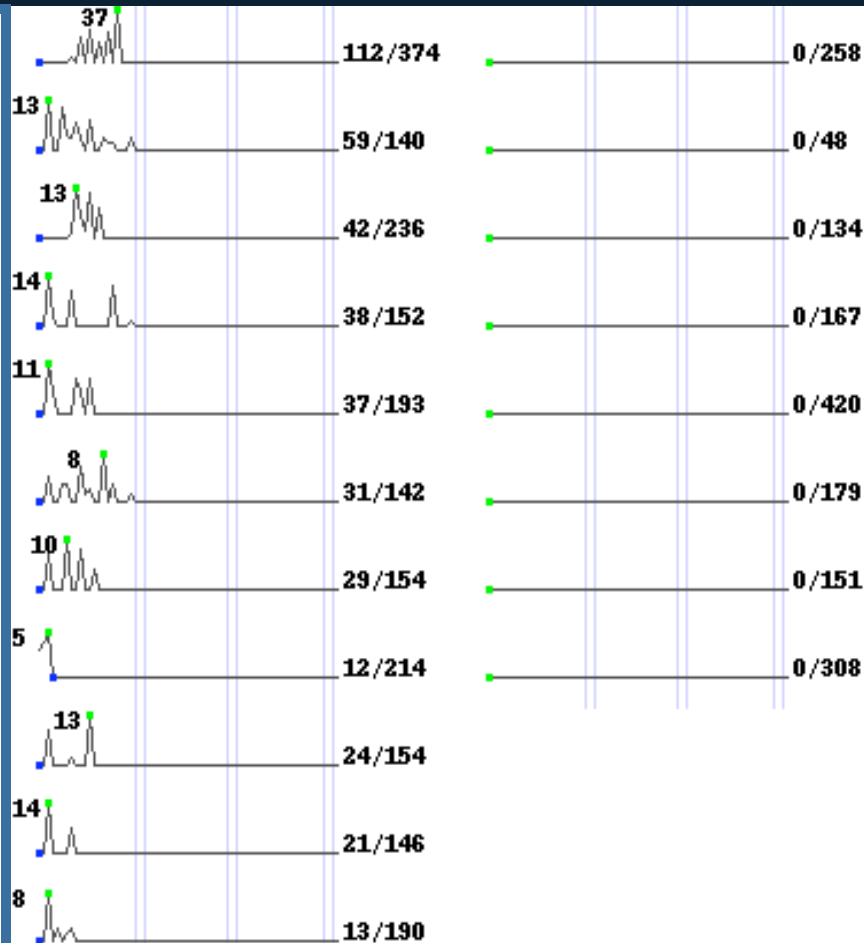
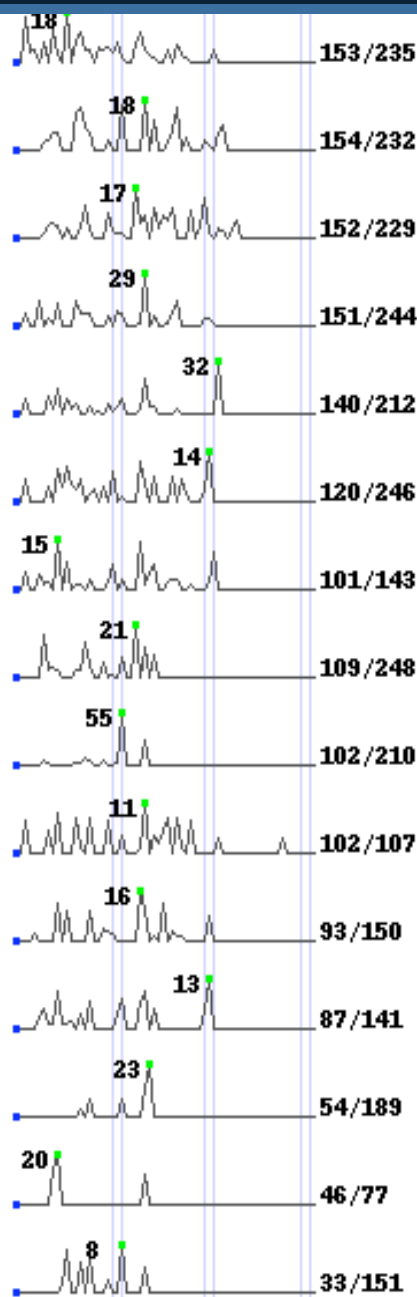
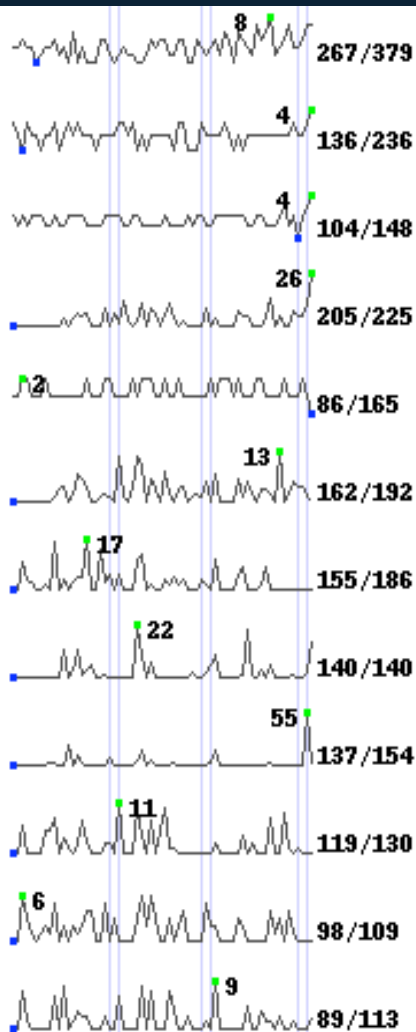


How do group dynamics impact appropriation?





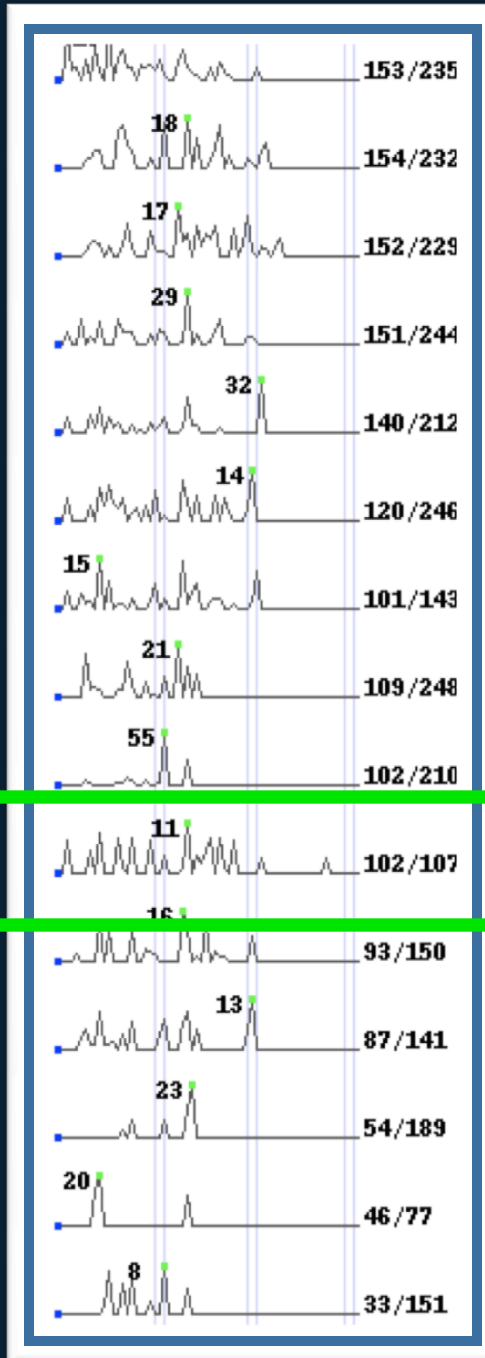
Pages Students
Shared



Pages Students Shared

A possible explanation

- The technology is better suited to the early stages of ideation
- At that point, programming demands took over for these students, so they wrote less overall



153/235

154/232

152/229

151/244

140/212

120/246

101/143

109/248

102/210

102/107

93/150


87/141

54/189

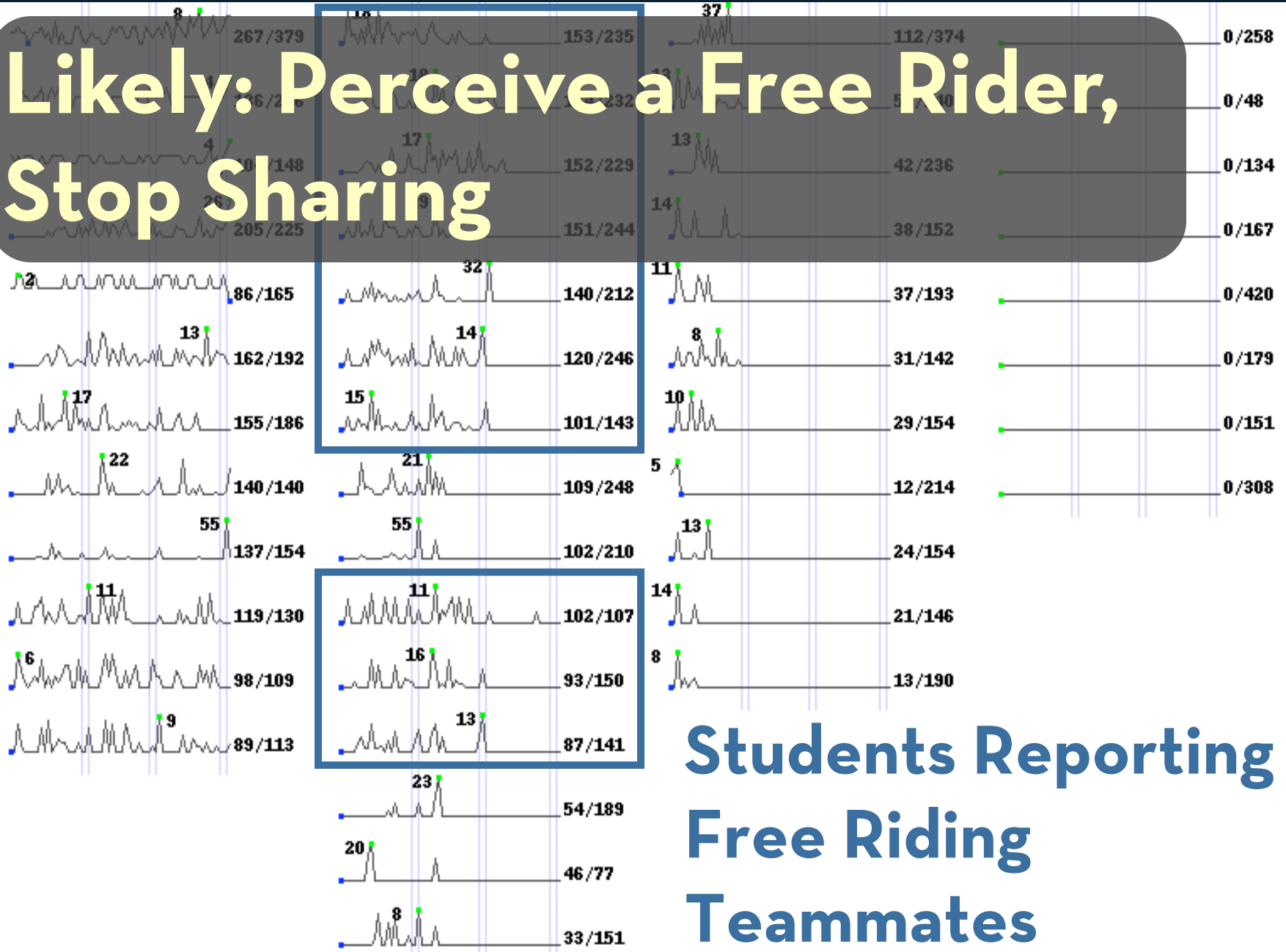
46/77

33/151

Free Riders Lower Participation

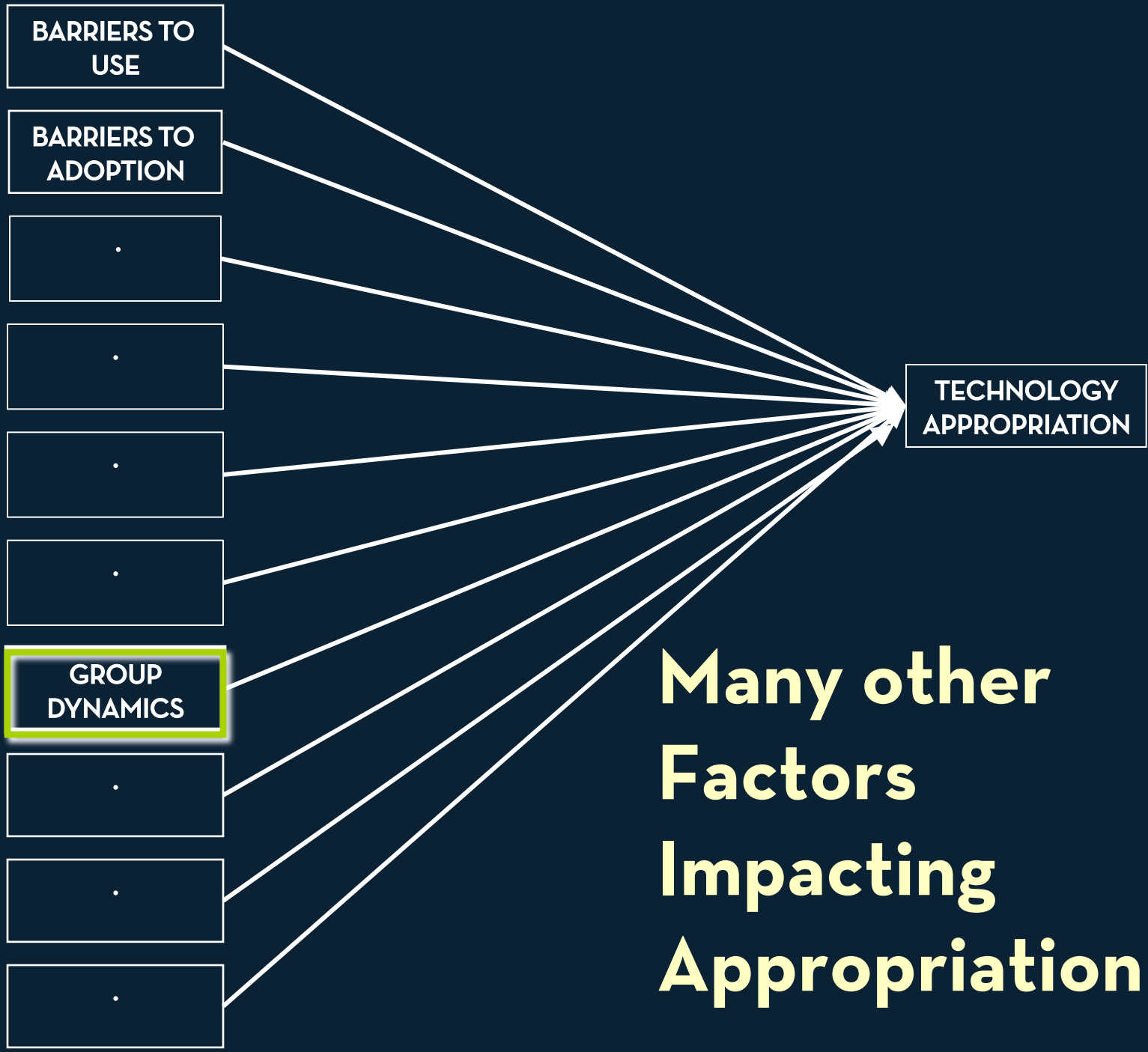


Likely: Perceive a Free Rider, Stop Sharing



Students Reporting
Free Riding
Teammates

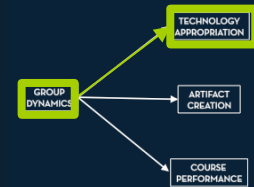
A Student's Reflection on the Course



**Many other
Factors
Impacting
Appropriation**

Some Preliminary Findings

- Free riders, competition cause hoarding
- Group dynamics determines the appropriation of collaborative technology (perhaps more than critical mass/adoption by all teammates)
- Comfort with disclosure level of technology key for appropriation



Contributions (Preview)


- Not just theoretical - practical
- Recommendations for fostering and maintaining dynamics that maximize performance and satisfaction
 - Applicable to classroom and workplace settings
- Inform the design of collaborative systems
 - How to support/scaffold positive team dynamics? How to improve appropriation?
- Differentiating effect

Implications for Design

- If we can differentiate the appropriation patterns, then link the emergence of a pattern to specific group dynamic, we can scaffold the group interaction through technological prompts and pedagogical practices.

Thanks to...

- **Advising Faculty:** Roy Pea, Scott Klemmer, Terry Winograd, Cliff Nass, Pamela Hinds.
- **Co-conspirators:** Antoine Picard, Brian Lee, Ron Yeh, Emma Mercier, Isabelle Kim, Paz Hilfinger-Pardo, Savil Srivastava, Lars Erik Holmquist.
- **Enablers:** Teaching staff of CS147 and CS247: Bill Verplank, Terry Winograd, Björn Hartmann, Doantam Phan, Dan Maynes-Aminzade, Nundu JanakiRam, Kevin Collins.
- We are grateful for the support of Nokia and the Wallenberg Global Learning Network, and thank the study participants for their forbearance and cooperation.



EXPLORATION

How do you Design for Learning
and for Social Empowerment?

How do you Design for Learning
and for Social Empowerment?

LET'S GO!

Learning **E**cology with **T**echnology
for **G**lobal **O**utcomes

Learning Ecology with Technology for Global Outcomes



International Team Effort

- Co-design with high school teacher, biologists, pedagogues, and computer scientists in both US and Sweden.

Stanford University:

- Prof. Roy Pea, School of Education
- Prof. Rodolfo Dirzo, Biology Department
- Heidy Maldonado, CS Department and School of Education
- Jasper Ridge Biological Preserve

Sweden:

- Prof. Marcelo Milrad, Daniel Spikol, Computer Science Department, Växjö University

Partners:

- National Geographic Society, Intel, PASCO

What is being learned?



- Scientific Method,
- Technology use,
- Concepts:
 - pH, Dissolved CO₂,
 - Dissolved O₂,
 - Temperature, GPS,
 - TDS, ...
- Local Geography
- Social Justice, Empowerment
- Ecology, Science, Science Policies
- Local Government, Civics



LET'S GO!

Methods to Assess Learning

- Gained Knowledge
- Pre- and Post-
Questionnaires
- Recall vs. Recognition
- Correct terminology usage
in narrative answers

SUCCESS

Hardest and most valuable questions to answer.

How will you know you've succeeded?

What does success look like?

What measures will show your success?

Implications for Design

Technology is used in adverse conditions:
needs to be waterproof, drop proof, easy to
operate with a single hand.

Provide ranges for healthy/unhealthy
concentrations and measurements.

Provide Warnings when ranges are unhealthy.

Make sensor data reliable, easy to collect and
capture; specify steps each time.



Implications for Design

Technology is used in adverse conditions: make it waterproof, drop proof, easy to operate with a single hand.

Provide ranges for healthy/unhealthy concentrations and measurements.

Warnings -

Make sensor data reliable, easy to collect and capture; specify steps each time.

Facilitate letter writing through templates, and sending.

Through GPS, tie in information about local chain of authority, even contact information.

Prompt hypotheses from basic description of water way, prompt reflection and future predictions.

Experimental Research Case Studies: HRI

Leila Takayama

in collaboration with Victoria Groom, Wendy Ju, Paloma Ochi, Jessica Yuan, and Clifford Nass

Roadmap

- Example study 1: disagreeing robots
- Example study 2: self-extension
- Example study 3: robot jobs survey
- A bit of theory to inform research designs

Experimental research types of contributions

Dependent variables

- What outcomes do we care about?

Independent variables

- What causes differences we care about?

Covariates

- What causes differences we don't care about?

Models

- Are there more complex relationships between these variables?

Human-Robot Interaction

a field of study dedicated to understanding, designing, and evaluating robotic systems for use by or with humans (Goodrich, 2007)

Human *control of* robots (tool)

Human interaction *through* robots (medium)

Human interaction *with* robots (agent)

Human-Robot Interaction Disciplines

Robotics, AI, HCI, Natural Language Processing, Human Factors, Psychology, Cognitive Science, Anthropology, Linguistics, Cultural Studies, Sociology...

Example Study 1

Disagreeing Robots



Disagreeing Robots

- Sometimes the robot will just “know better” than the human user
- How should robots disagree with people?
- Politeness strategies
 - Linguistic pragmatics
 - Sociology


Boxes vs. Voices

- Voices are more evocative than physical bodies (at least, with computers)
- Will people orient toward the voice disagreeing with them as the source or will people fixate upon the robot body as the source?
- Hypothesis: Distancing the robot's voice from its body will make disagreement more acceptable.

Selecting a Method

- Do we have a hypothesis about how this will work? Yes.
- Is this something worth studying in a controlled laboratory setting? Yes.
- Are there existing paradigms for studying disagreement in HCI and/or social psychology? Yes, survival task.

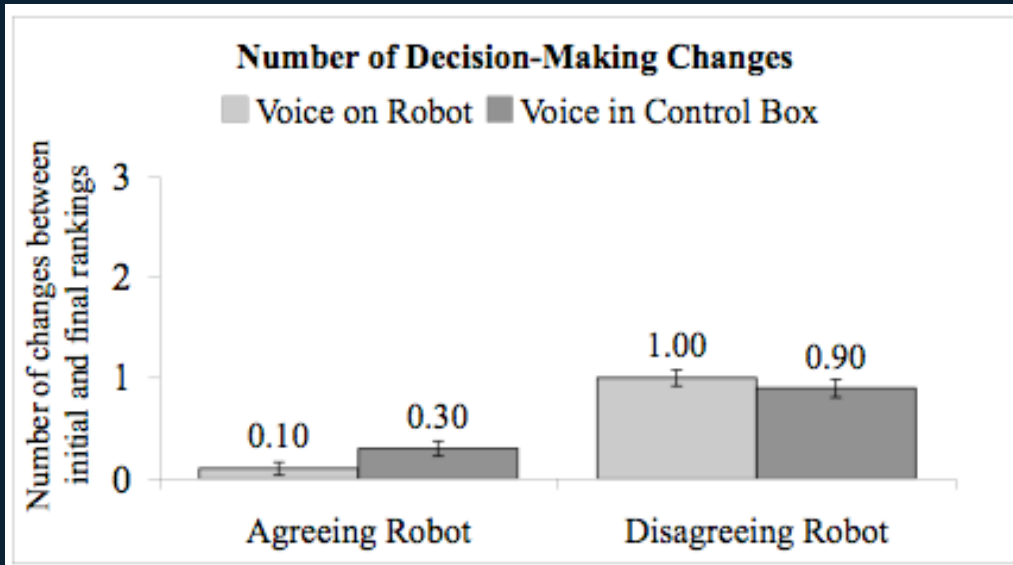
Throwing Robot Voices



N=40

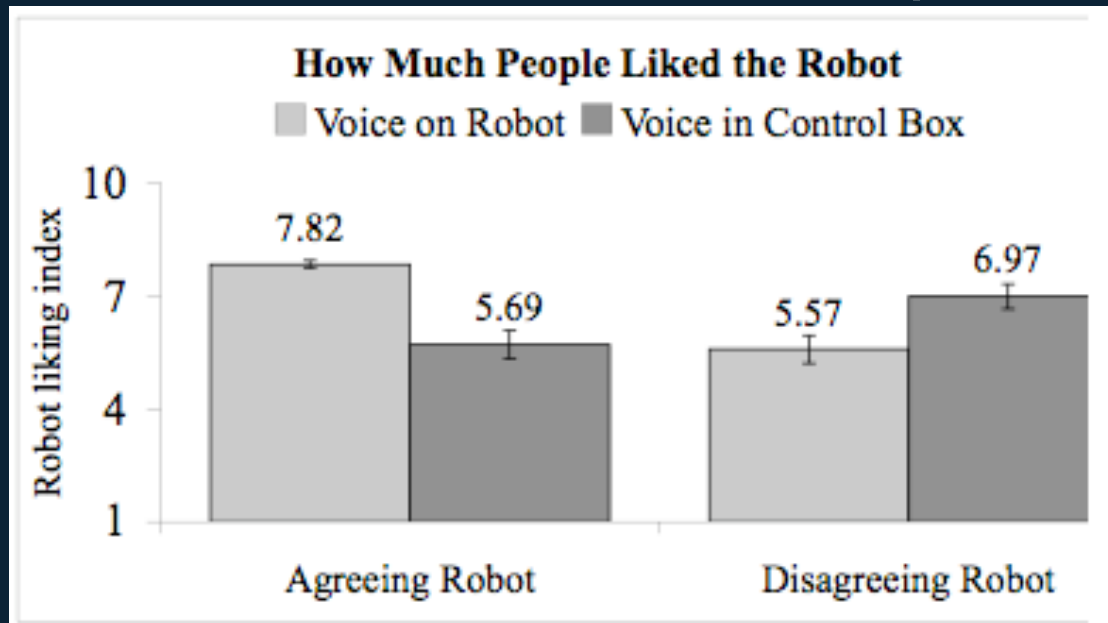
| Statement | Examples |
|---|---|
| 1. Description of selected item | The knife could be helpful in cutting down stakes to build a solar still or to build shelter. It could also assist in cutting down firewood for a fire. |
| 2. Judgment: disagreeing or agreeing | That is not as good as... <i>OR</i> That is a better choice than... |
| 3. Description of alternative item | ...the pistol, which could be good for signaling for help. It could provide an alternative noise source if your voice is weak due to dehydration. |
| 4. Request for final selection | Which do you choose? |

Results



$F(1,36)=25.63, p<.001$

$F(1,36)=7.87, p<.01$



Implications for Design


Distancing behavior affects

- Attitudes toward interlocutors
- Actual task performance

Politeness strategies may be gleaned from human-human interaction to inform HRI

Example Study 2

Self Extension into Robots



Research Questions

- What aspects of human-robot interface design affect feelings of attachment, trust, control, responsibility, and agency in human-robot interaction?
- Does one's sense of self-extension increase when a robot is built by the user?
- Does one's sense of self-extension differ between more or less anthropomorphic robots?

Selecting a Method

- Do we have a hypothesis about how this will work? Yes.
- Is this something worth studying in a controlled laboratory setting? Yes.
- Are there existing paradigms for studying self-extension in HCI and/or social psychology? No, but we know of related work in VR.

Procedure

Step 1: Participant is assigned to build a robot or car.

Step 2: After assembly, participant takes either their creation or an identical one through an obstacle course. Physio measures are recorded.

Step 3: The robot or the car goes through games, gains points by moving the robot but also can step on landmines; participants get 8 minutes to interact with their device

Step 4: Answers web-based questionnaire.


Manipulations

Factor 1 (between): car vs. robot

Factor 2 (between): Use of their assembled robot/
car or a preassembled robot/car

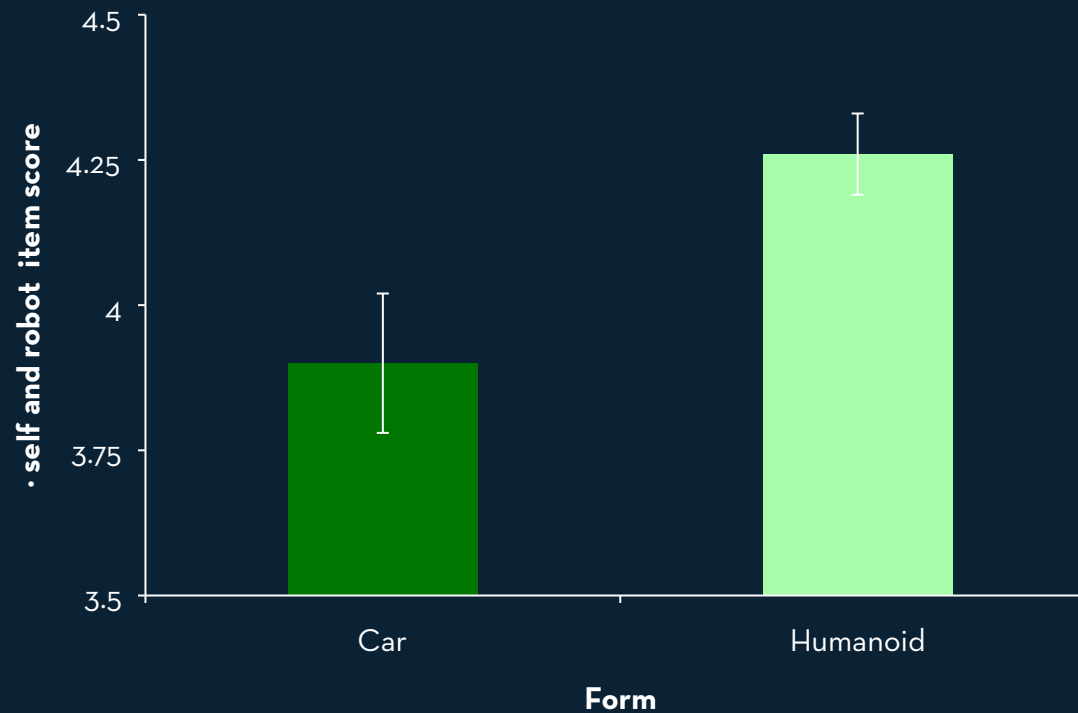
Factor 3 (between): assembly vs. no assembly

Demo of the Stimulus



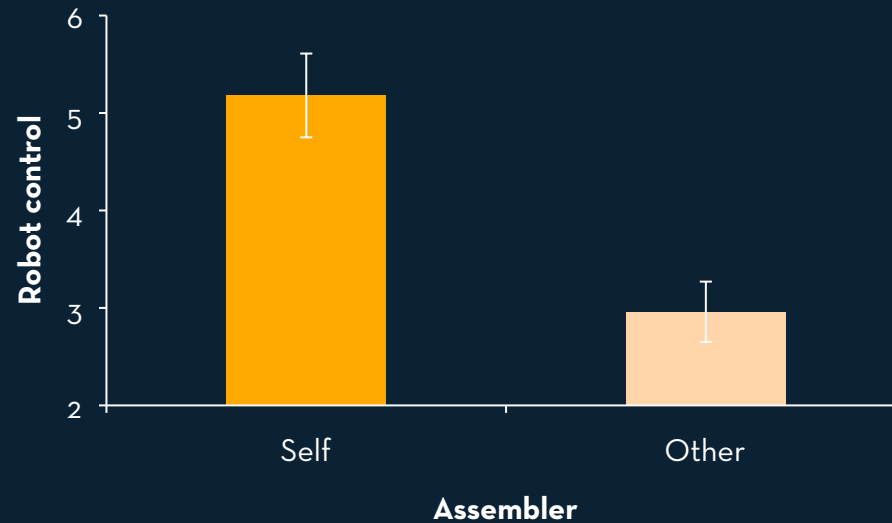
Results: Self extension

Greater trait overlap with car robots than humanoids



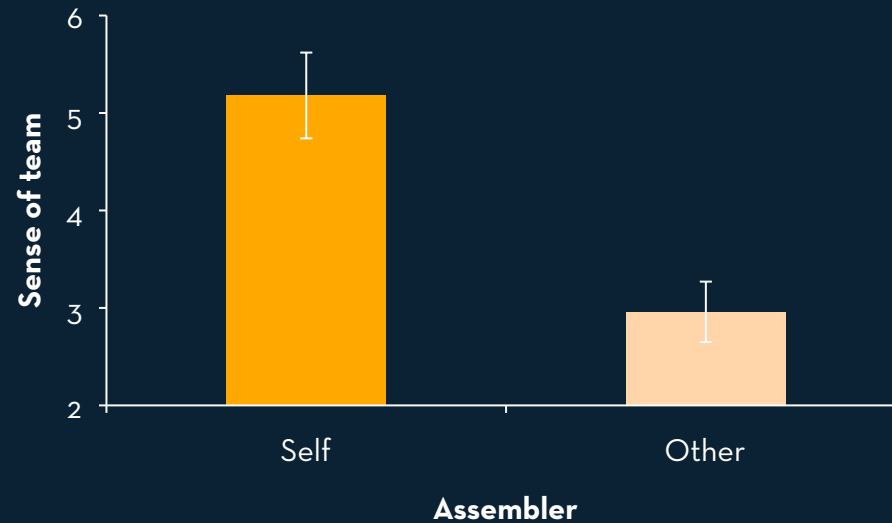
Results: Self extension

Greater relative control attributed to humanoids than to cars



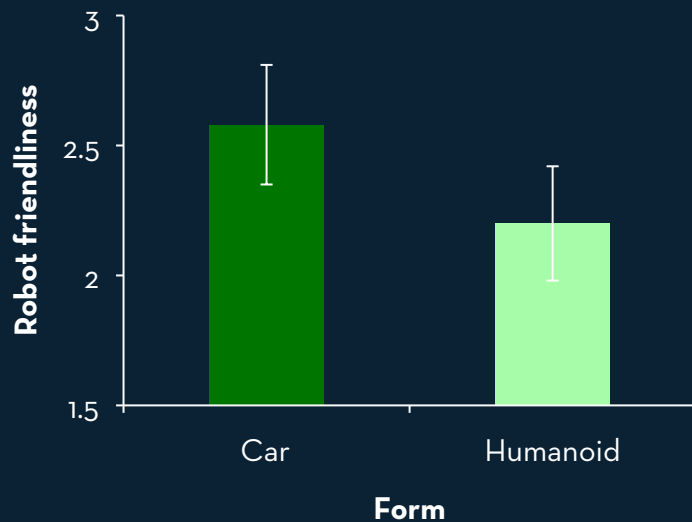
Results: Self extension

Self-assembly participants felt more like a team with the robot than did other-assembly participants

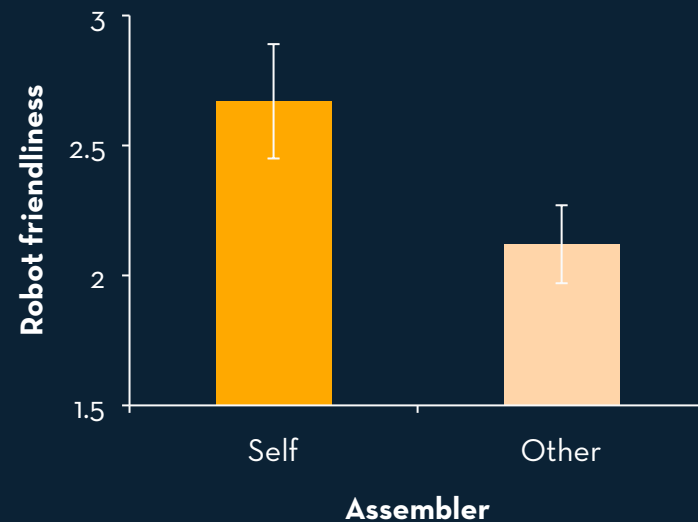


Results: Robot Personality

Car robots were friendlier than humanoids

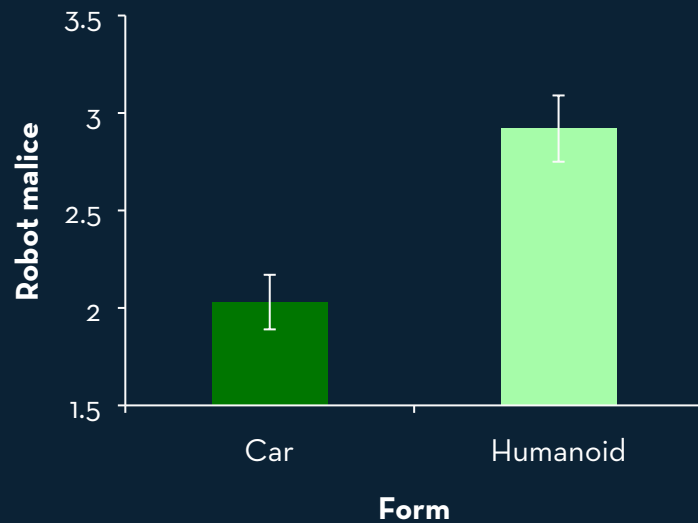


Self-assembled robots were friendlier than robots assembled by others

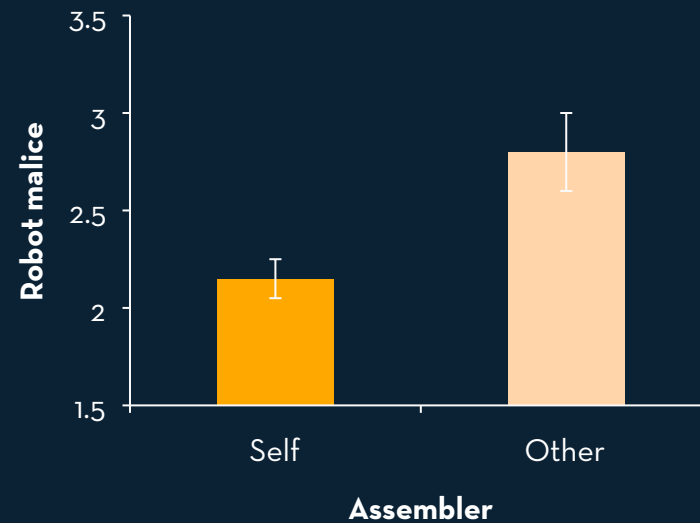


Results: Robot Personality

Humanoid robots were more malicious than cars



Robots assembled by others were more malicious than self-assembled robots



Conclusions for Study 2

- People feel more self-extension into robots that are car-like than human-like in form.
- Humanoid robots have more of a unique identity of their own than car-like robots.
- People feel more self-extension into robots if they build the robots themselves.

Implications for Design

- If self-extension is desirable, then avoid humanoid robotic forms and have the person build his/her own robot. Example: Companion robots
- If self-extension is not desirable, then consider using humanoid robotic forms and have the person use a robot that someone else built. Example: USAR

Example Study 3

Robot Jobs



MOTIVATION

IF A PRETTY POSTER AND A CUTE SAYING ARE ALL IT TAKES TO MOTIVATE YOU,
YOU PROBABLY HAVE A VERY EASY JOB. THE KIND ROBOTS WILL BE DOING SOON.

www.despair.com

Research Questions

- What aspects of work do people perceive as being appropriate for robot workers?
- How do people feel about robotic workers in relation to human workers?
- Hypotheses
 - People will feel more positively toward robots doing occupations that people also do rather than replacing people.
 - People will differentiate between their attitudes about what occupations robots could do versus what they should do.

Selecting a Method

- Do we have a hypothesis about how this will work? Yes, sort of.
- Is this something worth studying in a controlled laboratory setting? No.
- Are there existing paradigms for studying attitudes in HCI and/or social psychology? Some.

Taxonomy of Occupations

- US Department of Labor
- Exhaustive taxonomy of 812 occupations, including expert ratings of each occupation along 277 dimensions in a hierarchical structure
- Updated annually
- Allows for a variable-based approach rather than a finger-pointing approach



Research Questions

- What aspects of work do people perceive as being appropriate for robot workers?
- How do people feel about robotic workers in relation to human workers?
- Hypotheses
 - People will feel more positively toward robots doing occupations *with* people rather than *in place of* people.
 - People will differentiate between their attitudes about what occupations robots *could* do versus what they *should* do.

Study Design

- Between-respondents: *and* vs. *or*
- Within-respondents: *could* vs. *should*

Each respondent received

- A randomly selected set of 28 occupations
- Only one type of question framing: *and* vs. *or*
- Both *could* and *should* questions paired

Example Question

Fire Inspectors: Inspect building and equipment to detect fire hazards and enforce state and local regulations

- What type of workers do you believe are most capable to be fire inspectors?
- If, hypothetically, robots and people were equally capable at this job, what fire inspectors would you be most comfortable with?

Between-Respondents Manipulation: *And* vs. *Or*

people *both people and robots* *robots*

people *either people or robots* *robots*

Mechanical Turk

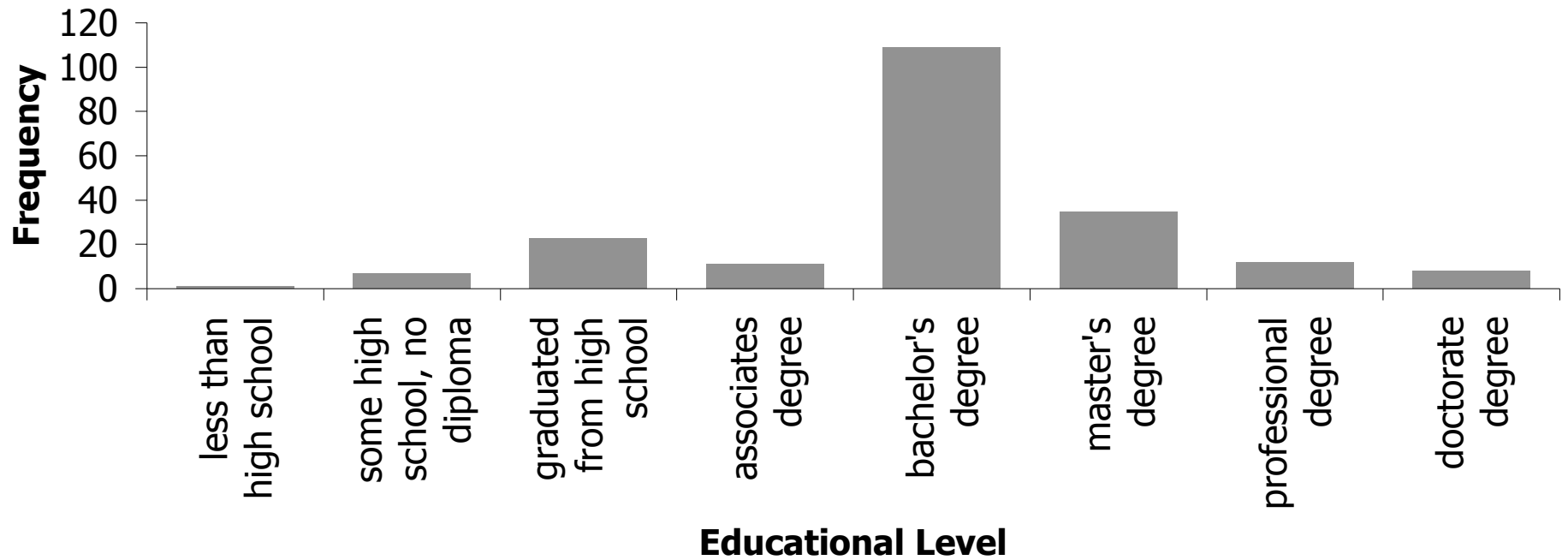
- Artificial artificial intelligence
- Online system from amazon.com
- Participants paid for doing Human Intelligent Tasks (HITs)
- Reaches a much wide geographical demographic than mailings
- Extremely efficient method for testing ideas (time and money)

Mechanical Turk Respondents

- Gender
133 women, 113 men, 4 unknown
- Ages 18 to 77
 $M=32.8$, $SD=10.9$
- Familiarity with robots (0=none at all, 4=extremely)
 $M=1.94$, $SD=0.80$
- Geographical location
Industrialized countries (mostly Western)

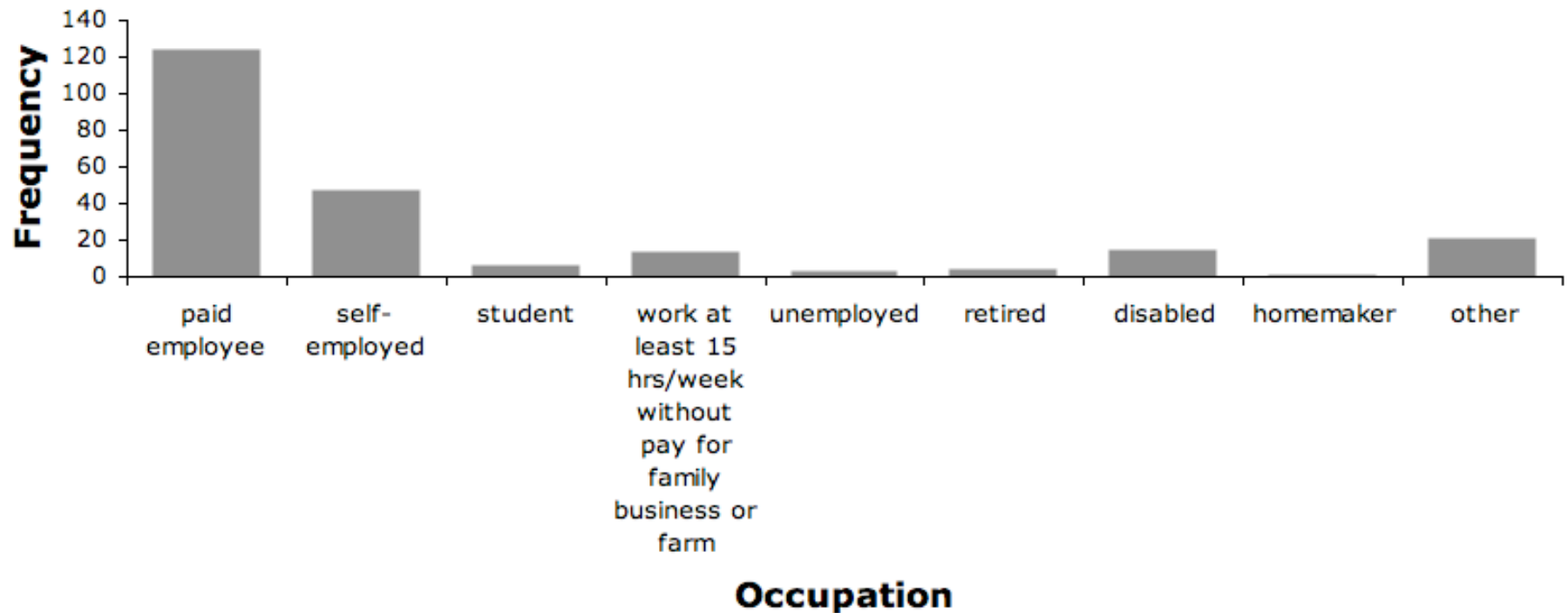
Mechanical Turk Respondents

Distribution of Educational Levels in Respondents



Mechanical Turk Respondents

Distribution of Occupations in Respondents



Data Analysis

$$Y = B + \beta_1 X_1 + \beta_2 X_2 + \beta_3 X_3 + \dots + \epsilon$$

- Dependent variable
 - Openness toward robot doing the occupation
- Predictor variables
 - Entered: And vs. Or
 - Entered: Could vs. Should
 - Forward step-wise: Calculated indices of occupational dimension ratings for from O*Net DB
- Regression analyses
 - Run one regression for each occupational category
 - Run huge regression analysis with all occupational category indices together

$$Y = \beta_1 X_1 + \beta_1 X_1 + \beta_1 X_1 + \dots \text{error}$$

General Results

- Respondents were more open to robots doing jobs *with* people rather than *in place of* people.
- However, respondents did not appear sensitive to the differences between what they thought robots *could* vs. *should* do.

...Would expert roboticists be the same? No.

Categorical Regression Analyses

- Abilities: Control movements *airline pilots - school counselors*
- Education: Related work experience *computer systems analysts - crossing guards*
- Interests: Realistic interests *plumbers - sales managers*
- Knowledge: Business management *financial managers - hunters*
- Physical science *hydrologists - travel agents*
- Skills: Social skills *psychiatrists - bookbinders*
- Work activities: Info data processing *auditors - music performers*
- Work context: Communication *urban planners - seamsters*
- Work styles: Practical intelligence *health educators - ushers*
- Work values: Working conditions *chief executives - roofers*

Huge Regression Analysis

Predictors of robot-appropriate jobs

- Memorization abilities
- Perceptual abilities
- Realistic interests
- Knowledge of humanities
- Relationships (work values)

Predictors of human-appropriate jobs

- Related work experience (education)
- Artistic interests
- Identifying and evaluating job-relevant information
- Role relationships (work context)

Samples of lowest and highest rated occupations

- Pilots of water vessels
- Athletes
- Drivers / sales workers
- Electronic equipment assemblers
- Log graders
- Travel agents
- Public health social workers
- Sales agents
- Budget analysts
- ...
- Emergency response dispatchers
- Loading machine operators
- Craft artists
- Post-secondary teachers
- Credit authorizers and checkers
- Education administrators
- Compliance officers
- Human resource managers
- ...

Conclusions for Study 3

- Proof of concept for methodology that enables the identification of important occupational dimensions for robot workers
- Results suggest that
 - People prefer that robots work *with* people rather than *in place of* people
 - People prefer that robots to do particular types of occupations (see paper for details)

Implications for Design

Move beyond only designing for robot jobs that are dirty, dangerous, and dull

Be aware of people-sacred occupations

Use social science research as a **generative** form of robot design, not only as an evaluation tool

Science and Technology

Empirical technologies - informing science

Systematic technologies - informed by science

...[I]n science originality lies in the power of seeing more deeply than others into the nature of things, while in technology it consists in the ingenuity of the artificer in turning known facts to a surprising advantage.

—Polanyi, 1962, p. 178

Thanks!

heidym@cs.stanford.edu

takayama@stanford.edu

References:

- Maldonado, H., Lee, B., Klemmer, S., Pea, R. “Patterns of Collaboration in Design Courses: Team dynamics affect technology appropriation, artifact creation, and course performance.” *Proceedings of CSCCL 2007*, 486-495.
- Takayama, L., Groom, V., & Nass, C. “I’m sorry, Dave: I’m afraid I won’t do that: Social aspects of human-agent conflict.” *Proceedings of CHI 2009*, Boston, MA.
- Takayama, L., Ju, W., & Nass, C. “Beyond Dirty, Dangerous and Dull: What everyday people think robots should do.” *Proceedings of HRI 2008*, Amsterdam, The Netherlands, 25-32.
- Groom, V., Takayama, L., & Nass, C. “I am my robot: The impact of robot-building and robot form on operators.” *Proceedings of HRI 2009*, San Diego, CA.