

# Development of Action Server and Client for Pick and Place with PR2 Robot

## **Callie Clement**

Tulane University: Class of 2015  
School of Science and Engineering:  
Biomedical Engineering  
New Orleans, LA  
[ccllemen1@tulane.edu](mailto:ccllemen1@tulane.edu)

## **Mentor: Dr. Maja Mataric**

University of Southern California  
Professor and Chair in Computer Science, Neuroscience, and Pediatrics  
Director, Center for Robotics and Embedded Systems (CRES)  
Co-Director, Robotics Research Lab  
Vice Dean for Research  
Viterbi School of Engineering  
[mataric@usc.edu](mailto:mataric@usc.edu)

### **ABSTRACT:**

*In recent years, Socially Assistive Robots (SARs) and Human-Robot Interaction have become a focus in robotics. One of the fields of socially assistive robots deals with behavior intervention in autistic children through robot-human interaction. Autistic children often have difficulty in communication and social interaction, and some research has shown that interaction with robots increases social behavior in children with autism spectrum disorders. The focus of this paper will be on my contribution to an upcoming experiment, coding a particular set of actions for the robot*

*using Robot Operating Systems (ROS), as well as a new software, MoveIt!, and some additional software, namely simulation software such as Gazebo to test and run this set of actions, and how these actions will play a part in the research that will be done using the PR2 robot when the other action sets are completed.*

### **INTRODUCTION:**

The Interaction Lab at the University of Southern California is involved in researching the effects of socially assistive robots on individuals such as stroke patients, children with autism, those at risk for

obesity, as well as the elderly and people suffering from Alzheimer's. I was paired with a graduate student working with applications in human-robot interaction with autistic children.

This summer, I spent ten weeks at the Interaction Lab at the University of Southern California under my mentor, Dr. Maja J. Mataric. The original plan was for me to complete a "pick and place" application for the PR2 robot using MoveIt! in the first six weeks of the summer and run experiments with autistic children during the last few weeks, but difficulties with the new software as well as the new Robot Operating System (ROS) update ended up delaying the completion of the pick and place application until the end of summer.

### **BACKGROUND:**

Autism Spectrum Disorders affect between one in 80 and one in 240 children in the United States [3]. Autism has such a wide spectrum of symptoms and severity, but the most prevalent indication of autism is a deficit in social behavior and communication [5,4]. Children with ASD have difficulty taking part in social activities and prefer to play alone, don't often make eye contact, and fail to imitate others' actions and speech. They also have difficulty in understanding the thoughts and feelings of others, and in interpreting


subtleties in the speech and body language of others. They also struggle to generalize what they do learn [4]. Many children with autism also obsessively focus on a certain activity or routine and repetitive behaviors [5].

Currently, Applied Behavioral Analysis is the most effective therapy method for individuals with autism, and further, "the only interventions that have been shown to produce comprehensive, lasting results in autism have been based on the principles of ABA" [5,7]. The goal of such behavior interventions is to increase social behavior and joint attention experiences [5]. Applied Behavioral Analysis (ABA) is centered around positive reinforcement and has been shown to increase social skills such as eye contact, vocalizations, imitating and play skills. It has also shown to be effective in teaching children with autism reading and other school subjects [5].

Research also shows that children with autism show interest in machines and mechanical objects [5,2]. One study found that most children with ASD touched, handled, gazed, and interacted with a robot significantly more than with a typical toy. Not only were occurrences of interaction more frequent, but they generally interacted with the robot for longer periods of time after each approach [6].

Combining robots with Applied Behavioral Analysis therapy could be even more successful than ABA alone. Autistic children already show interest in the robot, and since the robot has only a limited set of actions programmed, it is somewhat predictable for the child, making the interaction less intimidating. Additionally, the robot has a good chance of seeming familiar to the child, like one of his or her toys rather than a therapist. This means the child will likely feel more comfortable, which increases likelihood of interaction, joint attention, and thus, learning. The idea is for the robot to work as a teaching aid alongside a parent or therapist [6].

The University of Southern California has already done some research in this area using a humanoid robot named Bandit. Bandit has a mobile base, an expressive face, movable arms, and a bubble blowing machine attached to the base [see figure1]. The robot has motion sensors that allow it to move toward or away from the child based on the child's behavior. Overall, they found that many autistic children responded favorably toward the robot.




**Figure 1:** Bandit Robot at USC

## **FRAMEWORK:**

### PR2

The PR2 is a robot developed by Willow Garage for research and development. It can stand anywhere from about four and a half feet up to almost five and a half feet as a result of its telescoping spine. It has cameras on its head and forearms, force sensors on the grippers, and a laser scanner on its head [see figure 2] [10]. The PR2 is the robot I worked with in my project over the summer.



**Figure 2:** PR2 Robot

## ROS & MOVEIT

Robot Operating Systems (ROS) is a software platform for programming robots that includes prewritten code as well as methods of writing and building code. It is open-source so that different types of robots can use the same platform. It has several pre-implemented functions, tools, and libraries for a wide range of processes [8]. ROS includes, among a variety of other features, packages and files, a parameter server, action server, action client, and messages, which communicate between the server and client, and can be published on a topic. Packages in ROS are clumps of files that belong to a specific

category; they can contain nodes, libraries, and generally a file with some information about how ROS should compile the package [8].

MoveIt! is a software for motion planning within ROS. It is very new and, in fact, was released earlier this year. MoveIt! includes capabilities such as advanced object recognition, kinematics, environment representation, motion planning, and visualization. Each of these capabilities is located in a node within a package. This means that, using MoveIt!, the robot can navigate its environment while avoiding collisions with its own limbs and body as well as collision objects in its environment [9].

## CATKIN vs. ROSBUILD

When building a package in ROS, there are two build systems with which the package can be compiled. Rosbuild is the first; it has been in use for each iteration of ROS until very recently, when ROS Groovy introduced a new build system called Catkin. Other than some syntax differences within the code as well as in the command line, the systems work very similarly by using information provided in the package to build each component with its individual dependencies. However, catkin packages are not compatible with rosbuilt packages (and vice versa) meaning that if a catkin

package has a dependency that has been built via rosbuilt, there will be an error, and the rosbuilt package must be converted to a catkin package before the package can be successfully built [8].

## ACTION CLIENTS AND SERVERS

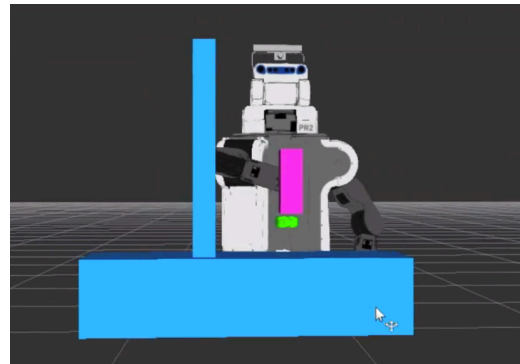
Clients and servers are used within ROS in such a way that the client sends a message to the server, triggering the action server to perform an action, and usually sends a message back to the action client with the state of the action, whether it successfully completed or encountered some error.

Additionally, there is a type of file with the extension “.action” which includes three sections: goal definition, feedback, and result. This .action file generates the messages that the client and server need to communicate. The purpose of the action client and action server is to make implementing an action easier; in a sense, action servers provide a way to interface with actions that are commonly used. By altering the client, the action specification is changed without altering the action code [8].

## SIMULATION TOOLS

Because the PR2 robot costs about half a million dollars, it is useful to take advantage of simulation software. Gazebo and RViz

are the software that I used for this project. Gazebo simulates a robot in 3D and includes simulations of the environment. It is a realistic view of the robot itself, while RViz includes the environment as sensed by the robot’s cameras and lasers [see figure 3].



**Figure 3:** PR2 pick and place viewed from RViz simulator

## MY WORK:

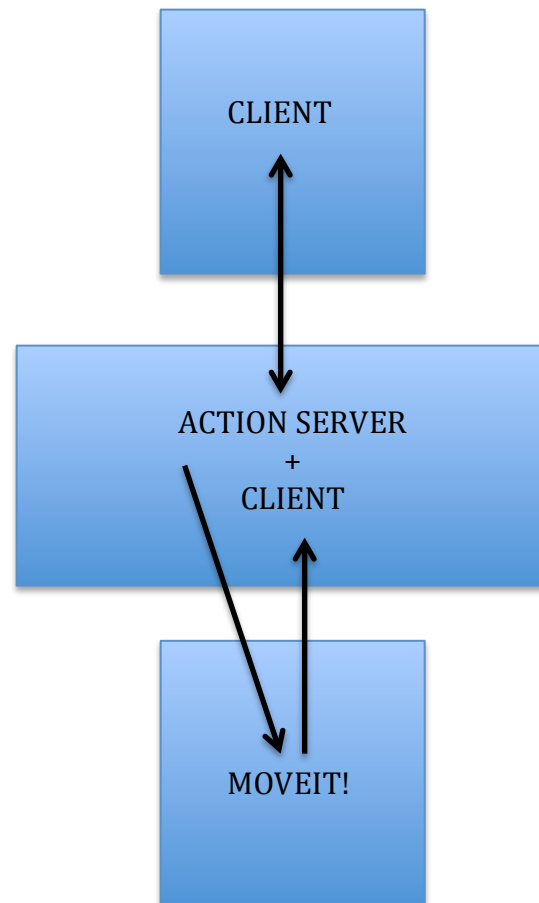
My project for the summer was to learn to use MoveIt! and to develop an action server and client to perform a “pick and place” application. This means that the robot will use its sensors along with the information given to it in code to “look” for an object in its environment, pick it up, and place it in another specified location.

After solving glitches in MoveIt! and learning how to navigate and use the software, the first thing I did to implement pick and place was write a .action file. I included the goal,

feedback, and result messages. I wrote a client, which is made to send a message to the action server. This message includes the name of the object that the robot is to look for and pick up. I created several objects, giving them names and positions on a tabletop and stored them on the ROS parameter server. This parameter server can be thought of as a storage place for parameters that can be accessed by nodes. This means that in the client, there are a variety of object names that can be sent to the action server, and when the server performs the action, the information about the dimensions and location of the object can be retrieved from the parameter server.

Then I made the action server. This server takes in a message from the action client, which says what object the robot should pick up. The action server includes code that accesses MoveIt! nodes. MoveIt! has an application specifically for Pick and Place, so the action server can call the Pick and Place function from MoveIt!. The Pick and Place function is called, and given the name of the object that the robot needs to pick up and place, and the pick and place action is implemented. The interesting thing is that the server also includes another client in itself. MoveIt! sends a message to the client/server to tell the server that it has done its job. After the client/server receives this message, it reports back to the original action

server that either the action has successfully completed or that the action was terminated due to some error [see figure 4].



**Figure 4:** Diagram of client-server communication

## CONCLUSION & FUTURE WORK

Though the development of the pick and place action server and client network may seem insignificant, the pick and place application will be used in several upcoming experiments. This pick and place server network will make

tabletop manipulation much easier than it was before, especially since it makes use of MoveIt! software as well as ROS action servers. In upcoming experiments, pick and place applications could be used for potential therapy with autistic children. Picking up and placing objects could be part of an imitation exercise or even as a part of a “game” that would encourage learning. Since robot movement is novel and reinforcing to many autistic children, it would be possible for the therapist to ask a child to choose an object that is, for example, a fruit. When the child indicates the correct choice, the therapist would praise the child, and the robot could pick up the fruit and place the fruit in a box with other fruits. This would not only further reward the child for their correct choice, but might even focus their attention on the delivery of the fruit to the box of other fruits, helping them to generalize the specific fruit to the category of fruits.

Pick and place applications with a robot have further reaching benefits than just autism. Socially assistive robots are, as the name leads on to, helpful. These robots

could help disabled people or stroke patients with every day tasks, which often include picking objects up and placing them at another location while avoiding obstacles. The server network for pick and place would be perfect for such a need. There are countless situations in which a pick and place application would be needed, and now researchers in the lab have a quick and easy way to implement pick and place specific to their specific needs.

## REFERENCES:

1. "Applied Behavior Analysis (ABA)." *Applied Behavior Analysis (ABA)*. Autism Speaks, n.d. Web. 01 Aug. 2013.
2. B. Rosenwasser and S. Axelrod. "The contributions of applied behavior analysis to the education of people with autism." *Behavior modification* 25.5 (2001): 671-677.
3. C. Rice. "Prevalence of Autism Spectrum Disorders," Autism and Developmental Disabilities Monitoring Network, United States, 2006.
4. D. J. Feil-Seifer and M. J. Matarić, "B3IA: an architecture for autonomous robot-assisted behavior intervention for children with autism spectrum disorders," Proceedings of the IEEE International Workshop on Robot and Human Interactive Communication, Munich, Germany, Aug 2008.
5. D. J. Feil-Seifer and M. J. Matarić. Toward socially assistive robotics for augmenting interventions for children with autism spectrum disorders. In *Intl. Symposium on Experimental Robotics*, 2008.
6. I. Werry, K. Dautenhaun, and W. Harwin. Investigating a robot as a therapy partner for children with autism. In Proceedings of the European conference for the advancement of assistive technology. (AAATE), pages 3-6, Ljubljana, Slovenia, sep 2001
7. Richard M. Foxx, Applied Behavior Analysis Treatment of Autism: The State of the Art, Child and Adolescent Psychiatric Clinics of North America, Volume 17, Issue 4, October 2008, Pages 821-834, ISSN 1056-4993, <http://dx.doi.org/10.1016/j.chc.2008.06.007>.
8. Conley, K. "ROS/Introduction – ROS Wiki." *ROS Wiki*. Web. 1 Aug. 2013. <http://www.ros.org/wiki/ROS/Introduction>.
9. Ioan A. Sucas and Sachin Chitta, "MoveIt!", [Online] Available: <http://moveit.ros.org>
10. "Overview." *PR2 Overview*. Willow Garage, n.d. Web. 01 Aug. 2013.