

The Use of Socially Assistive Robots in the Design of Intelligent Cognitive Therapies for People with Dementia

Adriana Tapus, Cristian Țăpuș, and Maja J Matarić

Abstract—Currently the 2 percent growth rate for the world’s older population exceeds the 1.2 rate for the world’s population as a whole. By 2050, the number of individuals over the age 85 is projected to be three times more than there is today. Most of these individuals will need physical, emotional, and cognitive assistance. In this paper, we present a new adaptive robotic system based on the socially assistive robotics (SAR) technology that tries to provide a customized help protocol through motivation, encouragements, and companionship to users suffering from cognitive changes related to aging and/or Alzheimer’s disease. Our results show that this approach can engage the patients and keep them interested in interacting with the robot, which, in turn, increases their positive behavior.

I. INTRODUCTION

In recent years, the rehabilitation and assistive technology has focused on developing more flexible and customizable robotic systems. The main goal of these robots is to support disabled and elderly people with special needs in their home environment, and therefore to improve their quality of life. Moreover, most advanced countries are becoming aging societies, and the percentage rate of people with special needs has already significantly grown. The American Alzheimer’s Association reported that more than one million residents in assisted living residences and nursing homes have some form of dementia or cognitive impairment and that number is increasing every day [3]. The rapidly increasing number of people suffering from Alzheimer’s disease could cripple healthcare services in the next few decades. The latest estimate is that 26.6 million people were suffering from Alzheimer’s disease worldwide in 2006, and that the number will increase to 100 million by 2050, or 1 in 85 of the total population [4]. More than 40% of those cases will be in late-stage Alzheimer’s, requiring a high level of attention equivalent to nursing home care. Dementia is a disorder that

progressively affects the brain. People with dementia may not be able to think well enough to do normal activities, such as getting dressed, eating, speaking, etc.. They usually lose their ability to solve problems or control their emotions. Their personalities and usual behavior change. Memory loss is a common symptom of dementia. Dementia appears in the second half of the life, usually after the age of 65. The frequency of dementia increases with age, from 2% in 65-69-year-olds to more than 20% in 85-89-year-olds. Therefore, most of these people need some kind of assistance. While there is no cure to dementia, medication and special therapy may improve symptoms or slow down the disease. Non-pharmacological treatments focus on physical, emotional, and mental activity. Engagement in activities is one of the key elements of good dementia care [1]. Activities (e.g., music therapy [2], arts and crafts) help individuals with dementia and cognitive impairment maintain their functional abilities and can enhance quality of life. Other cognitive rehabilitation therapies and protocols focus on recovering and/or maintaining cognitive abilities such as memory, orientation, and communication skills. Finally, physical rehabilitation therapies that focus on motor activities help individuals with dementia rehabilitate damaged functions or maintain their current motor abilities so as to maintain the greatest possible autonomy.

Little long-term research has been done in the area of therapeutic robots for individuals suffering from dementia and cognitive impairment. In their research work [7], Libin and Cohen-Mansfield describe a preliminary study which compares the benefits of a robotic cat and a plush toy cat as interventions for elderly persons with dementia. Furthermore, Kidd, Taggart, and Turkle [6] use Paro, a seal robot, to explore the role of the robot in the improvement of conversation and interaction in a group. Marti, Giusti, and Bacigalupo [8] justify a non-pharmacological therapeutic approach to the treatment of dementia that focuses on social context, motivation, and engagement by encouraging and facilitating non-verbal communication during the therapeutic intervention.

Our methodology focuses on hypothesis-testing by using the socially assistive robotics(SAR) [5], [9], [10], [11] technology aimed at providing affordable personalized cognitive assistance, motivation, and companionship to users suffering from cognitive changes related to aging, dementia and/or Alzheimer’s disease. This work aims to validate that a robotic system can establish a productive interaction with the user, and can serve to motivate and remind the user about specific tasks/cognitive exercises.

Manuscript received January 31, 2009; This work is supported by the USC NIH Aging and Disability Resource Center (ADRC) pilot program and National Academies Keck Futures Initiative program. We are also grateful to our partner: Silverado Senior Living - The Huntington, Alhambra, CA, USA. Many thanks to Vida Gwinn (facility administrator), Cheryl Stollman (Activities Program Director), Jessi Nunez and Zena Buccola (Activities Assistants), Rudy Medina (Plant Operations Supervisor), Tamara Mitchel (Administrator Assistant), and all the personnel for all their help and their support.

Dr. Adriana Tapus is with the Robotics Research Lab/Interaction Lab, Department of Computer Science, University of Southern California, Los Angeles, USA (phone: +1 (213) 740 6245; fax: +1 (213) 821 5696; e-mail: tapus@robotics.usc.edu)

Dr. Cristian Țăpuș is with Google, Inc., Mountain View, USA (e-mail: crt@google.com)

Prof. Maja J. Matarić is with the Robotics Research Lab/Interaction Lab, Department of Computer Science, University of Southern California, Los Angeles, USA (e-mail: mataric@usc.edu)



Fig. 1: Robot test-bed: Human-like torso mounted on the mobile base

The work presented in this paper focuses on the study of the adaptable social, interactive, and cognitive aspects of robot behavior in an assistive context designed for the elderly and/or individuals suffering from dementia. In addition to serving as a social and cognitive tool, the robot will also be capable of providing detailed reports of patient progress to caretakers, physicians, and therapists.

II. HYPOTHESES

This work aims at validating two main hypotheses:

Hypothesis 1: The social robot can help improving or maintaining the cognitive attention of individuals with dementia and/or cognitive impairments through its encouragements in a specific music based cognitive game. Active listening provides a potential method for engaging cognitive skills for people with Alzheimers and/or dementia.

Hypothesis 2: The robot can adapt behavior (based on the patient's level of disability) can improve the patient's task performance in the cognitive game.

III. ROBOTIC PLATFORM

The experimental testbed is a humanoid torso mounted on a Pioneer mobile platform (Figure 1). The robot base used is an ActivMedia Pioneer 2DX equipped with a speaker, a Sony Pan-Tilt-Zoom (PTZ) color camera, and a SICK LMS200 eye-safe laser range finder. The biomimetic anthropomorphic setup involves a humanoid torso, mounted on the same mobile base, and consists of 22 controllable degrees of freedom, which include: 6 DOF arms (x2), 1 DOF gripping hands (x2), 2 DOF pan/tilt neck, 2 DOF pan/tilt waist, 1 DOF expressive eyebrows, and a 3 DOF expressive mouth. All actuators are servos allowing for gradual control of the physical and facial expressions.

We are particularly interested in utilizing the humanoids anthropomorphic but not highly realistic appearance as a means of establishing user engagement, and comparing its impact to our prior work with non-biomimetic robot testbeds [9], [11].

IV. EXPERIMENTAL DESIGN

The experiment consists of a number of sessions, during which the patient and the robot interact for the duration of the game.




Fig. 2: Board layout for Name That Tune game and human-robot interaction during game.

The first session is the orientation session. In it, the participant is 'introduced' to the robot. The humanoid robot is brought into the room with the participant, but is not powered on. During this introduction period, the nurse/physical/music therapist will explain the robot behavior, the overall goals and plans of the study, and generally inform the participant of what to expect in future sessions.

Finally, at the end of the first session, the Standardized Mini-Mental State Examination (SMMSE) cognitive test is performed to determine the participant's level of cognitive impairment and the stage of dementia. This test provide information about the cognitive (e.g., memory recall) level of impairment of the participant for use in the interactions with the robot.

The primary purpose of the first session is to evaluate the participant's initial mental state and level of cognitive impairment.

This experiment is designed to improve the participant's level of attention and consists of participating in a game called Song Discovery or Name That Tune (i.e., find the right button for the song, press it, say the name of the song, and sing along). The criteria for participation in this experiment (in addition to the Alzheimer's or dementia diagnosis) include the ability to read large print and to press a button. The participant stands or sits in front of the experimental board, which is fixed on a wall. On the board are mounted 5 large buttons (e.g., the Staples EASY buttons). Four buttons correspond to the different song excerpts (chosen as a function of user's preference) and the last button corresponds to the SILENCE or no song excerpt condition. Under each button, a label with the name of the song (or SILENCE) is printed.

The robot describes to each participant the goal of the game before each session, based on the following transcript: "We will play a new music game. In it, we will play a music collection of 4 songs. The songs are separated by silence. You will have to listen to the music and push the button corresponding to the name of the song being played. Press the button marked "SILENCE" during the silence period between the songs. The robot will encourage you to find the correct song." (See Figure 2)

Each participant is first asked by the music therapist or the robot to read aloud the titles of the songs and to press a button. Some additional directions are given. The participant is also directed to press the SILENCE button when there

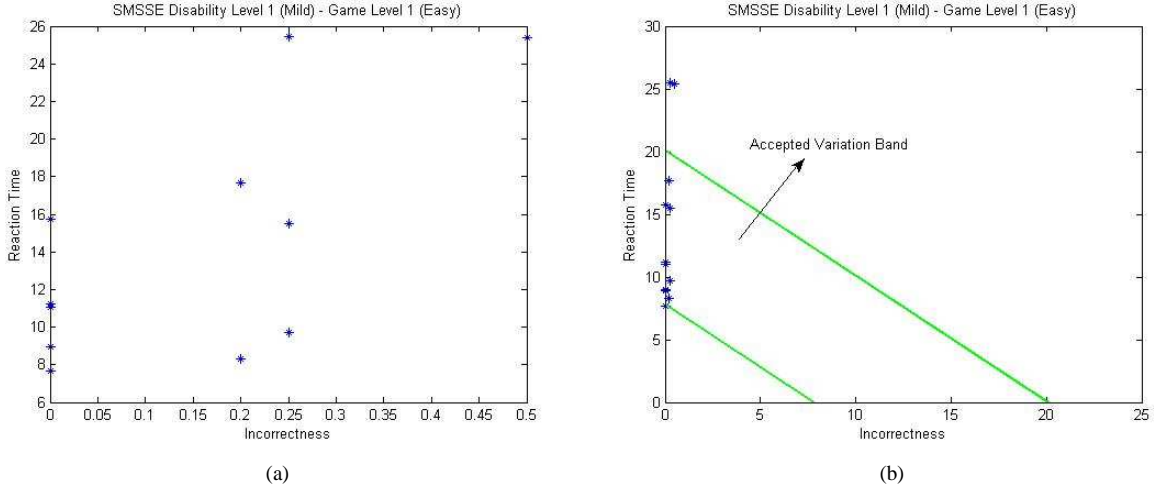


Fig. 3: The supervised learning system: (a) The plot of user task performance (task performance represented as reaction time and incorrectness) and (b) The computation of Accepted Variation Band

is no music playing. After a review of the directions, the participant is asked by the robot to begin the music game. The robot uses the same pre-recorded human voice for all interactions with the participants. The vocabulary used by the robot is positive and encouraging, regardless of the participants performance. The volume of music and the robots voice have been set at a high, yet comfortable level as determined by the nurses and the music therapist. Music selection is based either on popular tunes based on the patient's age (i.e. songs that the participants may be familiar with) or on the participant's music specific preference (if available).

The music compilation is composed of a random set of song excerpts out of the four different songs that form the selection and it also includes the silence condition. The duration of the entire music compilation lasts between 10 and 20 minutes, and was made a function of the user's level of cognitive impairment. A song excerpt can be vocal, instrumental, or both. The order of song excerpts is random.

The experiment was repeated once per week for a period of 6 months. This is intended as a longitudinal study to verify any lasting effects of the robot therapist. A comparison was done between subjects in order to track any improvement over multiple sessions.

V. LEARNING AND ADAPTATION SYSTEM

In this work, we have developed a new learning and adaptation system that aims to maximize the user's task performance. The objective measure used in the study is the reaction time for both song and silence detection by the patient. The main goal is to minimize the reaction time and maximize the number of correct answers, which signifies improvement of cognitive attention. The reaction time is calculated as the difference between the start of the song began and the time the button is pressed. The robot attempts to achieve this goal by modeling the following interaction

parameters:

- amount and speed of movement of the robot
- robotic help style, 3 conditions:
 - no hint (difficult level);
 - when the song excerpt starts say "push the button" but do not indicate which button to push (medium level);
 - say which button to push (easy level).

The robot uses its body and arms to point towards the board and the correct button. The robot help style is initialized based on the participants level of impairment and it adapts based on the participants task performance (i.e., reaction time and number of correct).

A. Supervised Learning

The supervised learning system is illustrated below. For calibration purposes, in the initial session, each participant is asked to play the three different game difficulty levels: easy, medium, and difficult. The reaction time and the incorrectness are recorded (see equations (1) and (2), and Figure 3a).

$$reaction_time_i = \frac{\sum_{song_j \in stage_i} reaction_time_to_answer_song_j}{number_correct_answers_stage_i} \quad (1)$$

$$incorrectness_i = \frac{number_incorrect_answers_stage_i}{number_max_songs_per_stage_i} \quad (2)$$

The second step of the supervised learning phase is to compute, for each pair (disability level, game level), an Accepted Variation Band (AVB). The AVB, corresponding to disability level d and game level k , is computed using the data collected from all patients with disability d while playing level k of the game. It contains most of the data

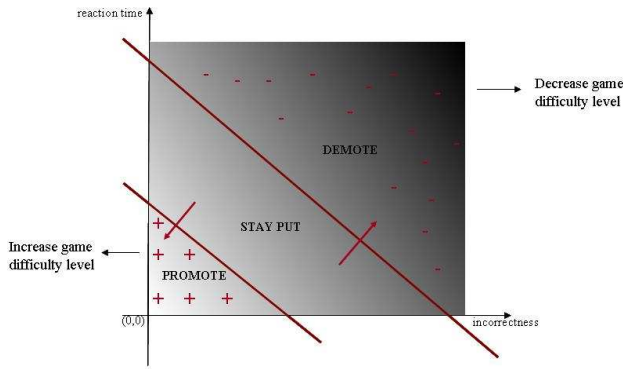


Fig. 4: Adaptation System

points and it's calculated as a function of the mean and standard deviation of the different task performances obtained: reaction time and incorrectness (see Figure 3b).

B. Adaptation

During the regular game playing the system tries to adapt to the evolution of each of the patients in order to keep the patient interested and to help them perform better: minimize reaction time, maximize number of correct answers, and maximize the difficulty level of the game. This is achieved using an adaptation algorithm that uses the AVBs computed during the learning phase, as described below.

Each patient starts playing the game level k that he/she is most comfortable with. This translates to the level where the performance fell mainly inside the limits of the AVB for the patient's disability level. If multiple such levels exist, the medium level is usually chosen.

The user is allowed to play the game at the level it currently is. If the user task performance (i.e. the point corresponding to the incorrectness and reaction time) falls below the Accepted Variation Band it means that the user is performing better and we promote him/her by increasing the game difficulty level. Otherwise, if the user task performance is above the Accepted Variation Band, the user is not performing well, because is either responding too slow to the questions or the number of incorrect answers is above the accepted threshold for the disability level of the patient at that level of the game, which was computed during the learning phase. If the answers of the user place him within the AVB, then the game continues at the same level of difficulty. Figure 4 shows, graphically, the adaptation algorithm.

VI. PILOT STUDY SETUP

The initial pilot experimental group consisted of 10 participants (5 male, 5 female), from our partner Silverado Senior Living care facility. All the participants were seniors over 70 years old suffering of cognitive impairment and/or Alzheimer's disease. The cognitive scores given by the SMMSE test were the following: 2 mild; 1 moderate; and 7 severe. Due to the total unresponsiveness of 6 of the severe participants, only 1 severe participant was retained

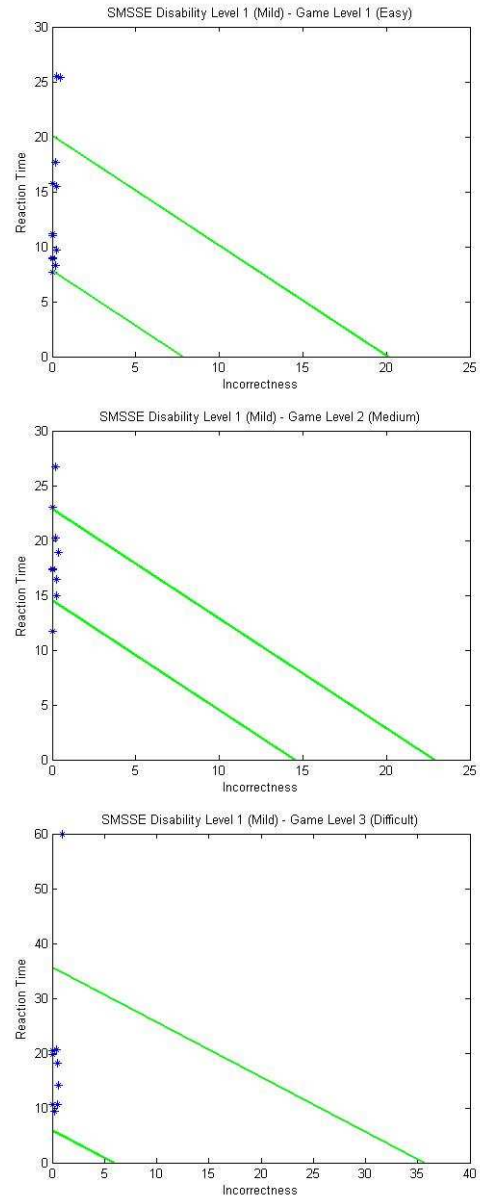


Fig. 5: Learned Accepted Variation Bands for mild disability and all game levels: (a) easy; (b) medium; and (c) difficult

for the rest of the experiments, therefore having a final group composed of 4 participants (3 female and 1 male).

The music selection was based on music recognition and preference data as observed during a music therapy session. The four songs selected that matched the preferences of our participants were: "Singing in the Rain", "Red Roses for a Blue Lady", "A Bicycle Built for Two", and "Put Your Head on My Shoulder". The duration of the songs was previously fixed at 1 minute. Each song was separated by a 30 s period of silence. Each session was composed of 18 song excerpts (including silence) for mild impaired participants, 12 song excerpts (including silence) for moderate impaired participants, and 9 song excerpts (including silence) for severe impaired participants, respectively. A weekly ses-



Fig. 6: Human-User interacting with the robot during the actual music game: the robot is giving hints related to the music game, the user answers, and the robot congratulates and applauds the correct answer of the user

sion is composed of 6 (for mild impaired participants), 4 (for moderate impaired participants), and 3 (for severe impaired participants) stage, and each stage is composed of 3 song/silence music excerpts. The reaction times and incorrectness parameters are calculated per stage.

We constructed the training data and built a model for each cognitive disability level and for each game level. The participants played each game level 10 times(stages) in order to construct a robust training corpus. An example of the learned AVBs for mild cognitive impairment users for each game level are illustrated in Figure 5. Also, a sample interaction between a patient and our therapist robot is shown in Figure 6.

VII. PILOT STUDY RESULTS

The results obtained over a long period of time (6 months of robot interaction; this period excludes the 2 months of learning) suggest that the elderly people suffering of dementia and/or Alzheimer’s can sustain attention to music across a long period of time (i.e., on average 20 minutes for mild impaired participants, 14 minutes for moderate impaired participants, and 10 minutes for severe impaired participants) of listening activity designed for the dementia and/or Alzheimer’s population. Figures 7, 8, and 9 are illustrating the evolution over time of the game level, incorrectness, and reaction time for user_id 1.

Outcomes are quantified by evaluating task performance and time on task. Therefore, from the results obtained, it can be noticed that the robotic system was able to adapt its behavior so as to better motivate and encourage the participants with the main goal of task improvement and therefore of attention training. Figure 7 shows the evolution in time of the game level for user_id 1. The participant started at easy game level and remained in this game level for several sessions. The female user started to perform better and diminished her reaction time and reduced the number of incorrect answers, which, in turn, resulted in a game level evolution from the easy level to difficult. Starting from

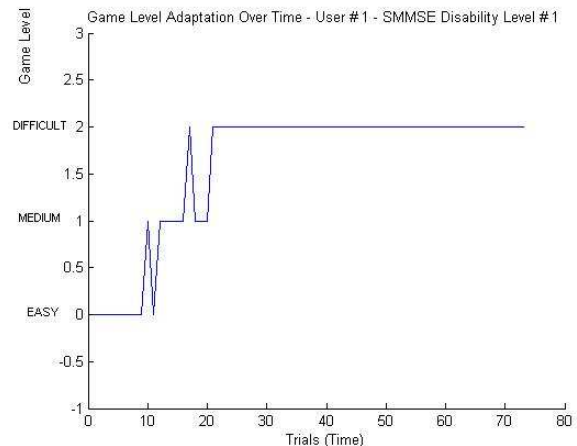


Fig. 7: Game Level evolution due to adaptation over 6 months for User Id 1

the 22nd trial on, the participant remained constantly at the highest level of difficulty in the game. Figures 8 and 9 are depicting the evolution of the reaction time and the number of incorrect answers. It is clearly visible that both reaction time and incorrectness are decreasing. A similar improvement was observed for all the participants. The user’s task improvement was proportional with their level of cognitive impairment.

Moreover, the participants recognize the songs and identify the silence periods with the same probability. Hence, the analysis of the ”no answer” situation among our elderly participants provides us with additional information. From our experiments, we have noticed that the average rate of absence of response to silence was higher than the average rate of absence to response to songs, and this phenomena is increasing with the severity of the cognitive impairment. Our conjecture is that music stimulates the interest and responsiveness of the patients.

Another interesting observation that deserves more intro-

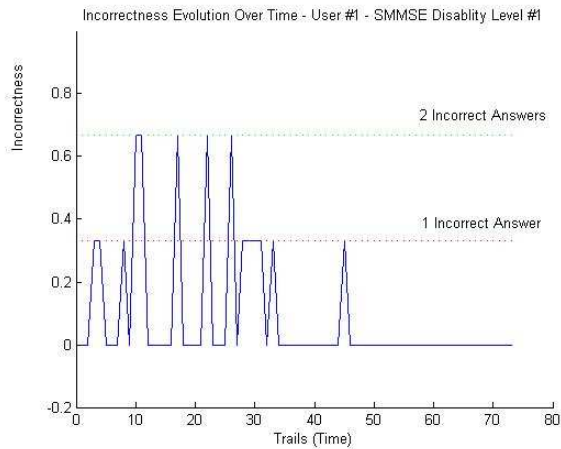


Fig. 8: Incorrectness evolution over 6 months for User Id 1

spection is the ability of users to participate simultaneously in different tasks (multitasking): they were both singing and pushing the correct button at the same time. This is usually very difficult to perform, especially amongst our participants, whom have a deteriorated capability of multitasking (multitasking divides their attention and makes them less focused on the tasks).

These results support both our hypotheses. First, our social robot was able to improve or maintain the cognitive attention of the patients with dementia and/or cognitive impairments through its encouragements in a specific music based cognitive game. Secondly, the robot's capability of adapting its behavior to the individuals' level of disability helped maximize the user's task performance in the cognitive game.

Music therapist feedback will be gauged through a questionnaire completed at the end of the final experiment (there are two more months to finish the entire 12 months experiment). Caregivers will also be asked about the improvements and the possibility of transfer of knowledge (interactive format with the patients, family members, and the robot). Once the entire experiment is finished, a new SMMSE test will be presented to the participants in order to measure the evolution of the cognitive capabilities.

VIII. CONCLUSIONS

This research aims to develop a socially assistive therapist robot for individuals suffering from dementia and/or other cognitive impairments that will improve, through social interaction, their cognitive abilities and, therefore, their quality of life. Our assistive human-robot interaction model is being tested with a biomimetic robotic system with human users suffering from dementia. Our model focuses on engaging the users in a musical game through speech and gesture on the part of the assistive therapist robot. To keep patients engaged we use an adaptive algorithm that adjusts the difficulty of the game to the abilities of the player, thus not making the game either too easy or too difficult for the patient.

The longitudinal pilot study results already show promise for our approach. We have observed an improvement in the

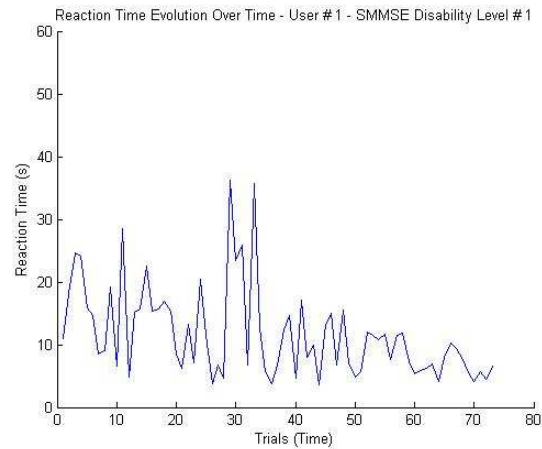


Fig. 9: Reaction Time evolution over 6 months for User Id 1

game performance of the participants in the trial, which shows that their cognitive abilities may not have deteriorated as much. Also, we observed that they became more engaged with the robot and the game playing with each session. We see this as a very positive step, as engagement is deemed as one of the most important elements in caring for patients with dementia.

More experimental results validating our hypotheses will be available in the near future, as we are establishing new collaborations with more eldercare facilities.

REFERENCES

- [1] Can alzheimer's disease be prevented? *U.S. NATIONAL INSTITUTES OF HEALTH. NATIONAL INSTITUTE OF AGING*, 2008.
- [2] Clair A. and Ebberts A. The effects of music therapy on interactions between family caregivers and their care receivers with late stage dementia. *Journal of Music Therapy*, 34:148–164, 1997.
- [3] American Alzheimer Association. About alzheimer's disease statistics. *American Alzheimer Association*, November 2007.
- [4] Ron Brookmeyer, Elizabeth Johnson, Kathryn Ziegler-Graham, and H. Michael Arrighi. Forecasting the global burden of alzheimers disease. *Second Alzheimer's Association International Conference on Prevention of Dementia*, 3:186–191, July 2007.
- [5] D. Feil-Seifer and M. J. Matarić. Defining socially assistive robotics. In *Proc. IEEE International Conference on Rehabilitation Robotics (ICORR'05)*, pages 465–468, Chicago, IL, USA, June 2005.
- [6] C. Kidd, W. Taggart, and S. Turkle. A sociable robot to encourage social interaction among the elderly. In *IEEE International Conference on Robotics and Automation (ICRA)*, Orlando, USA, May 2006.
- [7] A. Libin and J. Cohen-Mansfield. Therapeutic robot for nursing home residents with dementia: Preliminary inquiry. *Am J Alzheimers Dis Other Demen*, 19(2):111–116, 2004.
- [8] P. Marti, L. Giusti, and M. Bacigalupo. Dialogues beyond words. *Interaction Studies*, 2008.
- [9] A. Tapus and M. J. Matarić. Emulating empathy in socially assistive robotics. In *Proceedings of the American Association of Artificial Intelligence (AAAI) Spring Symposium on - Multidisciplinary Collaboration for Socially Assistive Robotics*, Palo Alto, USA, 2004.
- [10] A. Tapus and M. J. Matarić. Socially assistive robotic music therapist for maintaining attention of older adults with cognitive impairments. In *Proceedings of AAAI Fall Symposium AI in Eldercare: New Solutions to Old Problems*, Washington D.C., USA, November 2008.
- [11] A. Tapus, C. Tapus, and Maja J Matarić. User-robot personality matching and robot behavior adaptation for post-stroke rehabilitation therapy. *Intelligent Service Robotics*, 1(2):169–183, April 2008.