

Classification of Discrete and Rhythmic Movement for Humanoid Trajectory Planning

Evan Drumwright and Maja J Matarić
Interaction Lab/USC Robotics Research Labs
941 West 37th Place, SAL 300, Mailcode 0781
University of Southern California
Los Angeles, CA 90089-0781
Email: {drumwrig|mataric}@robotics.usc.edu

Abstract—Recent approaches towards trajectory planning for humanoid robots have divided trajectories into two categories: point-to-point and rhythmic. The former has been implemented traditionally using splines while the latter recently has been implemented using mechanisms like pattern generators and neural oscillators. Researchers typically use knowledge of the task to be executed or empirical comparison to determine whether a point-to-point planner or a rhythmic planner is to be used. However, task knowledge is not always available *a priori* and empirical comparison is time consuming. We present a classifier that automatically determines whether a task is point-to-point or rhythmic using a sample of motion from that task. We evaluate this method on manually labeled motion-capture data of human tasks as well as on Dynamic Motor Primitives, a powerful mechanism for generating point-to-point and rhythmic trajectories. Additionally, we show that our classifier is capable of classifying movements that humans are unable to label as either discrete or rhythmic.

I. INTRODUCTION

Researchers have approached the theory of motor control from different aspects. In particular, some researchers have operated under the assumption that point-to-point (discrete) movements, such as reaching, are instances of rhythmic behaviors with aborted limit cycles. Other scientists believe that rhythmic movements, like locomotion, are generated as a series of discrete movements. Schaal, Sternad, Osu, and Kawato [1] contains references to both arguments. Researchers have recently proposed separate models of computation for planning discrete and rhythmic movements.

If one accepts that different mechanisms should be used for planning discrete and rhythmic trajectories, some method needs to exist for determining whether a movement is discrete or oscillatory. Researchers typically use knowledge of the task to be performed or empirical comparison to select the appropriate planner. However, task knowledge is not always available and empirical comparison is time consuming. We present a classifier that automatically determines the movement type based upon a motion sample of the task to be performed. Additionally, we demonstrate the effectiveness of this classifier for use in planning point-to-point and rhythmic movements, using the Dynamic Motor Primitives mechanism developed by Ijspeert et al. [2].

We assume that movements are exclusively either discrete or rhythmic. Although movements that contain both discrete

and rhythmic signals might best be considered as two or more movements, we make no such distinction in this paper.

II. RELATED WORK

Dimitrijevic, Gerasimenko, and Pinter [3] and Duysens and Van de Crommert [4] provide evidence for a central pattern generator in humans used for producing rhythmic movements. Schaal, Sternad, Osu, and Kawato [1] conducted functional magnetic resonance imaging (fMRI) studies and determined that the human brain uses different areas to perform discrete movements than it uses to perform rhythmic movements. These articles have led roboticists and biologists to propose using separate computational models for generating discrete and rhythmic trajectories.

Biologists and roboticists have used central pattern generators (CPGs) and neural oscillators to model and produce rhythmic movement. For example, CPGs have been used to generate walking and swimming movements [5] and to perform ball-bouncing and drumming tasks [6]. And neural oscillators have been used to perform drumming movements [7], bipedal locomotion [8], and juggling [9].

Roboticists and animators have traditionally used polynomials (cubic or quintic) [10] to generate point-to-point trajectories. Splines [11] are employed when the trajectory is required to pass through several via-points. More complex methods are used when the trajectory is required to exhibit certain properties; for example, Uno, Kawato, and Suzuki [12] developed a trajectory planner that predicts hand trajectories in good agreement with experimental data by minimizing torque-change.

Dynamical systems have recently been proposed by Ijspeert, Nakanishi, and Schaal [2] as a means to perform both discrete and rhythmic movements. Their system does distinguish between discrete and rhythmic movements, but it provides a common interface for generating the two types of motion (i.e., virtually the same commands are used to learn and generate both discrete and rhythmic movement) and exhibits some nice properties described in the next section.

III. DYNAMIC MOTOR PRIMITIVES

Dynamic Motor Primitives (DMPs) were proposed by Ijspeert et al. [2] as a method to generate trajectories without

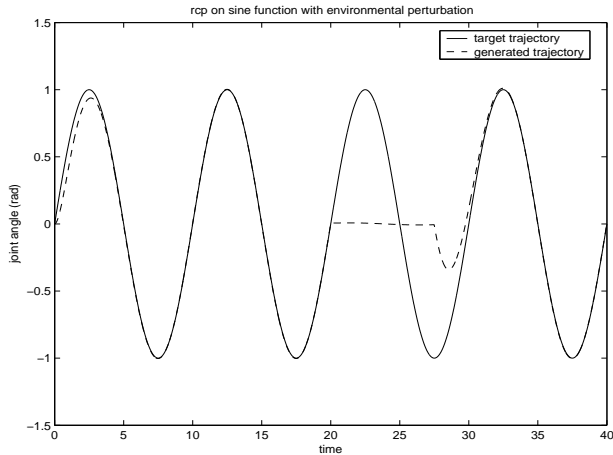


Fig. 1. A rhythmic control primitive (DMP) that generates a sine wave. The solid line shows the sine wave; the dotted line shows the trajectory generated by the primitive. Note the environmental perturbation that holds the joint angle to 0 from time 20 to 27.5. After the perturbation ceases, the generated trajectory smoothly converges back to the target trajectory.

dependence on time. Such an approach has an advantage over traditional trajectory planners, which can suffer in the presence of perturbations in the environment. For example, if a manipulator is prevented from following some part of a time-indexed trajectory, it may generate excessive motor commands when allowed to resume following the trajectory due to the need to “catch up”. In contrast, if a manipulator is prevented from following some part of a DMP-generated trajectory, it will smoothly converge back to the trajectory when allowed to resume. Figure 1 illustrates this phenomenon.

DMPs exist in two forms: discrete and rhythmic control policies. Both control policies are dynamical systems that output a vector of position, velocity, and acceleration suitable for use by a feedforward controller. Given any state of the system (i.e., operational-space component or joint-angle), the control policy generates a gradient towards the target trajectory.

As just noted, DMPs can operate in either joint-space or operational-space. A separate DMP is used for each DOF (in joint-space) or each component of an operational-space vector. A mixture of discrete and rhythmic control policies can be used to realize complex movements.

A roboticist typically chooses whether to use a discrete or rhythmic control policy based on his/her knowledge of the task. The performance of the DMP would then reflect the fitness of the roboticist’s selection. For example, Figure 2 illustrates attempts to use both discrete and rhythmic control policies to perform point-to-point parabolic and rhythmic sine movements. As the figure shows, selection of the proper DMP type is critical to the control policy’s performance.

It is inefficient to test the performance of both discrete and rhythmic control policies on a task to determine which fits the trajectory better. Whether DMPs, neural oscillators, or pattern generators are used, the period of the movement must be known. If the period is unknown, as is the case when attempting to follow an arbitrary trajectory, it must be

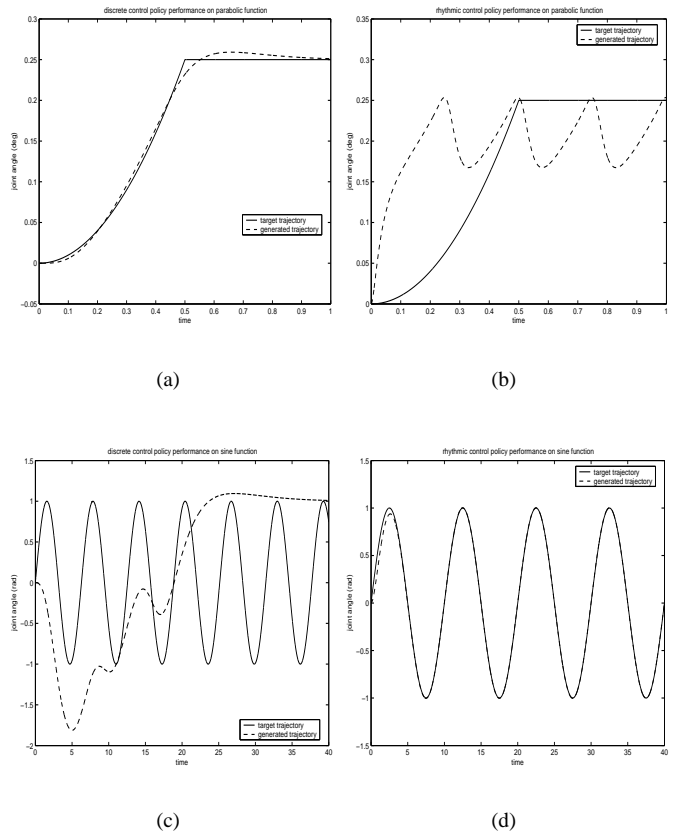


Fig. 2. Performance of discrete and rhythmic control policies on discrete and rhythmic movements. Figures (a) and (b) show discrete and rhythmic control policies on a parabolic trajectory (point-to-point task). Figures (c) and (d) show discrete and rhythmic control policies on a sine trajectory (rhythmic task). Note that parameter tuning was not performed on either trajectory; the default periodicity parameter was used for the rhythmic control policy.

determined, typically through exhaustive search. This computationally expensive process may be avoidable if the trajectory can be classified as point-to-point. Our classifier provides such a means to avoid this process.

IV. METHODOLOGY

We choose to classify discrete and rhythmic movements without regard to specific planning mechanisms, though we evaluate our classifier’s performance on the DMP paradigm. Ignoring specific planning mechanisms gives an indication of expected performance over a wide range of planners (e.g., pattern generators, neural oscillators, etc.) while evaluation using DMPs gives an indication of expected performance on a single, powerful mechanism. We stress that we did not tailor our classifier towards a particular planner; we built the classifier using artificially constructed data.

Note that we want our method to successfully classify not only such truly periodic functions such as sine and cosine waves (and various sums of them) but also periodic functions

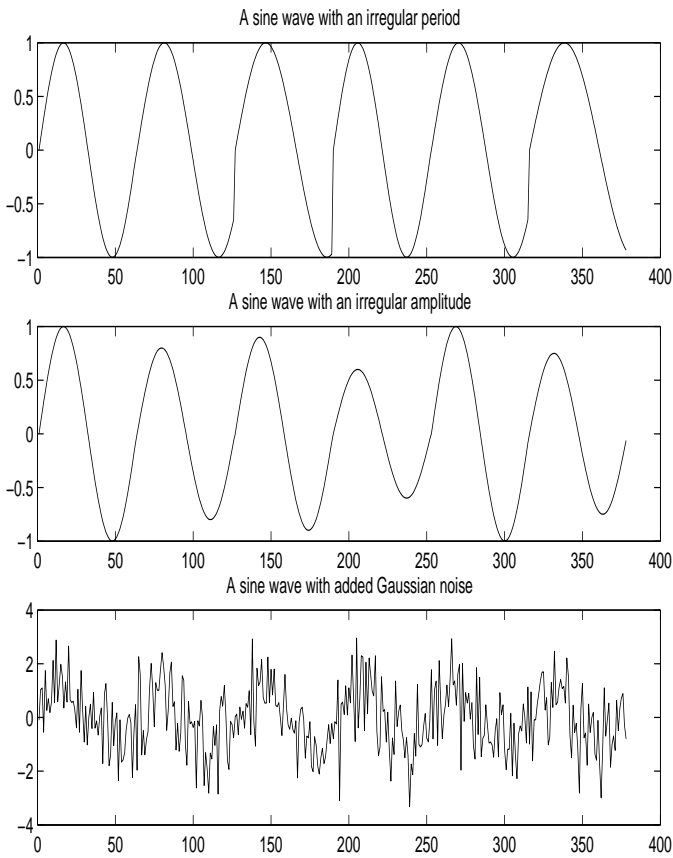


Fig. 3. A sine wave distorted in various ways

corrupted by noise, nearly periodic functions, and periodic functions with irregular amplitude (see Figure 3).

We generated 40,000 trajectories— 20,000 discrete and 20,000 rhythmic— as exemplars for our classifier. 15,000 (75%) of the discrete trajectories were each composed of a random number (sampled from a discrete uniform distribution over 1 to 10) of piecewise polynomials, each polynomial being of random degree (sampled uniformly from 1 to 10). The remaining 5,000 (25%) of the discrete trajectories were each composed of a sum of a random number (sampled from a discrete uniform distribution over 4 to 10) of sine and cosine waves with random period (sampled from a Gaussian distribution with mean 0 and variance 25) over the interval $[0, 20\pi]$. Figure 4 depicts some sample discrete trajectories. The rhythmic trajectories were each composed of a sum of a random number (sampled from a discrete uniform distribution over 1 to 3) of sine and cosine waves with random period (sampled from a Gaussian distribution with mean 0 and variance 25) over the interval $[0, 20\pi]$. Figure 5 depicts some sample discrete trajectories.

After the trajectories were generated, the Fourier transforms of the trajectories in polar coordinates were obtained, as detailed by Smith [13]. The resulting magnitudes were normalized, and the 60 largest magnitudes of each trajectory were used as features for classification. These largest magnitudes

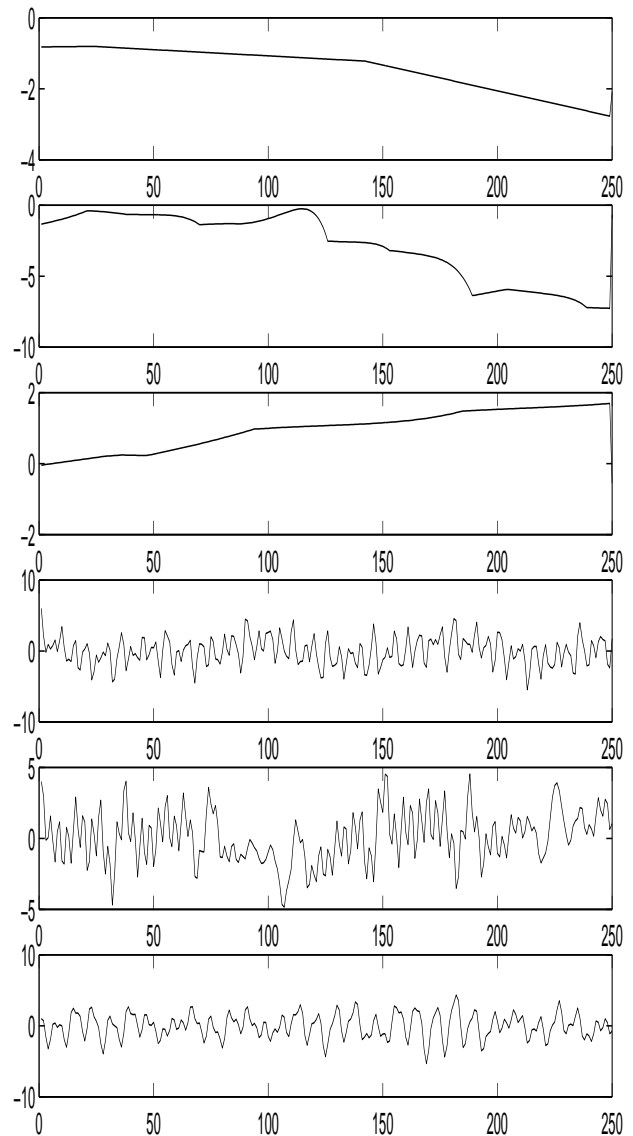


Fig. 4. Six discrete trajectories: the top three are generated by piecewise polynomials, the bottom three generated by a sum of sine and cosine waves. Note that the sum of sine and cosine waves result in trajectories that contain no discernible period. This phenomenon is intuitive when recalling that Fourier transforms of non-periodic signals typically result in many peaks in the frequency domain, each peak of which corresponds to a summed cosine signal.

are useful in separating discrete and rhythmic signals; signals that appear periodic (rhythmic) typically have a few large magnitudes and many very small magnitudes while signals that seem to be aperiodic (discrete) typically display a wide range of magnitudes. Figure 6 depicts one aperiodic and one periodic signal and their corresponding magnitudes. Note that we arrived at the number of magnitudes to use (sixty) serendipitously; using only ten of the largest magnitudes resulted in poor classification performance, while using sixty resulted in excellent performance.

A Support Vector Machine classifier (SVM) [14] with linear kernels was used to classify the trajectories. In particular, the

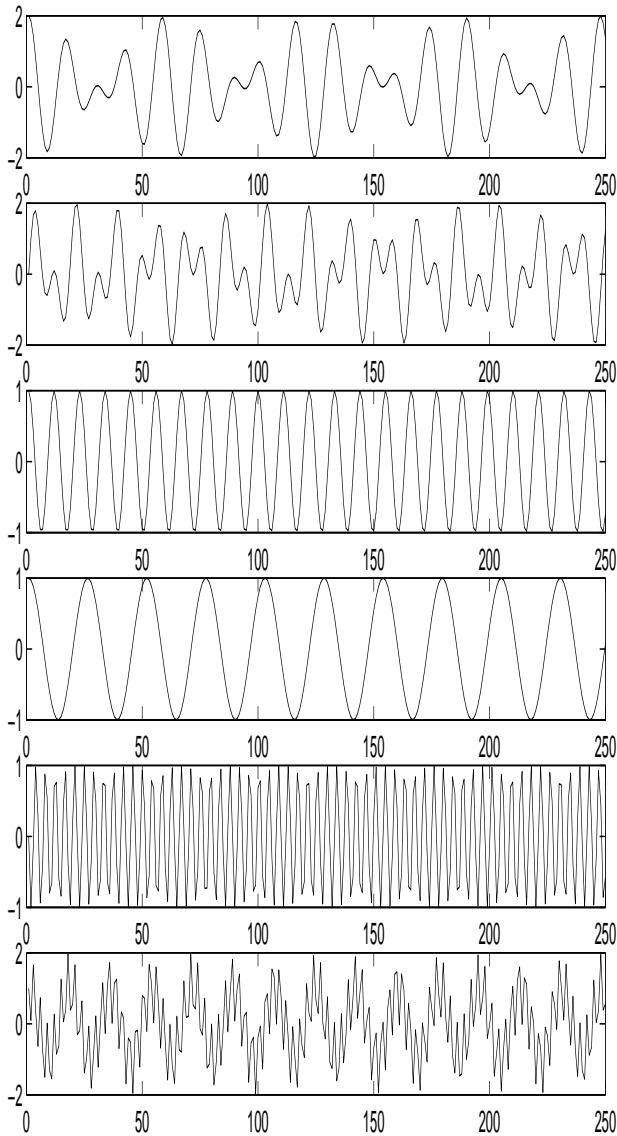


Fig. 5. Six rhythmic trajectories

SVM-Light [15] software was used to build the SVM classifier. SVM-Light learned the SVM from the 40,000 exemplars in 41 seconds on a 1.33 Ghz G4 processor with 1.25 GB of RAM. Classification performance on the training data was 99.71%.

V. EVALUATION

We evaluated our classifier on two types of data: human-labeled and machine-labeled. The human-labeled data consists of motion-capture of human subjects involved in various activities. The machine-labeled data is composed of artificially constructed trajectories and motion-capture data; the labels are determined by empirically comparing the performance of both discrete and rhythmic planning mechanisms on the given trajectories.

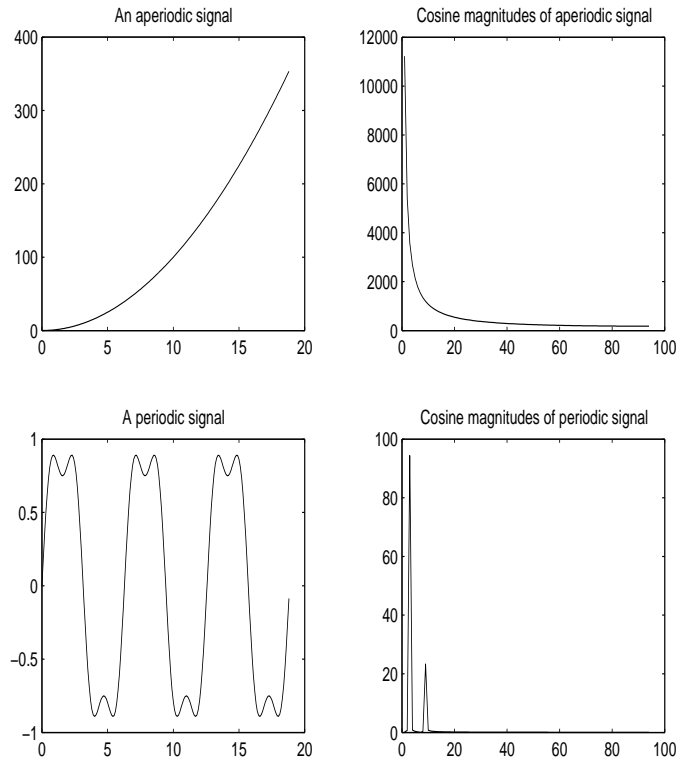


Fig. 6. Aperiodic and periodic signals and their corresponding unnormalized cosine magnitudes

A. Evaluation using manually-labeled motion-capture data

We evaluated the SVM classifier on manually labeled motion-capture data in order to attempt to predict the classifier's performance over a wide range of trajectory planners. The data was obtained from Credo Interactive's Lifeforms [16] and Megamocap [17] products. Rhythmic motions such as walking, waving, and swimming were used, as were point-to-point motions such as punching, throwing, and putting. Each degree-of-freedom of each motion was manually labeled as either discrete or oscillatory, according to our judgement. We judged a trajectory to be rhythmic if the signal was discernibly periodic, even if that signal was corrupted by noise or demonstrated an irregular period or amplitude. Figure 7 depicts some of the more difficult signals upon which the classifier was tested; it correctly labeled all of these signals as rhythmic. Those trajectories which clearly lacked periodicity were labeled as discrete. If there was some doubt as to whether a trajectory was periodic, we rejected it from consideration. Those signals rejected included those trajectories for which periodicity was questionable and those trajectories which contained a discernible periodic signal but considerable aperiodic signals as well. Figure 8 depicts examples of both kinds of trajectories. Finally, it should be noted that rhythmic motions often contained DOFs with discrete trajectories.

We classified 2,507 trajectories from motion-capture. Of these, 1,389 trajectories were labeled as discrete and the remaining 1,118 were labeled as rhythmic. Table I summarizes

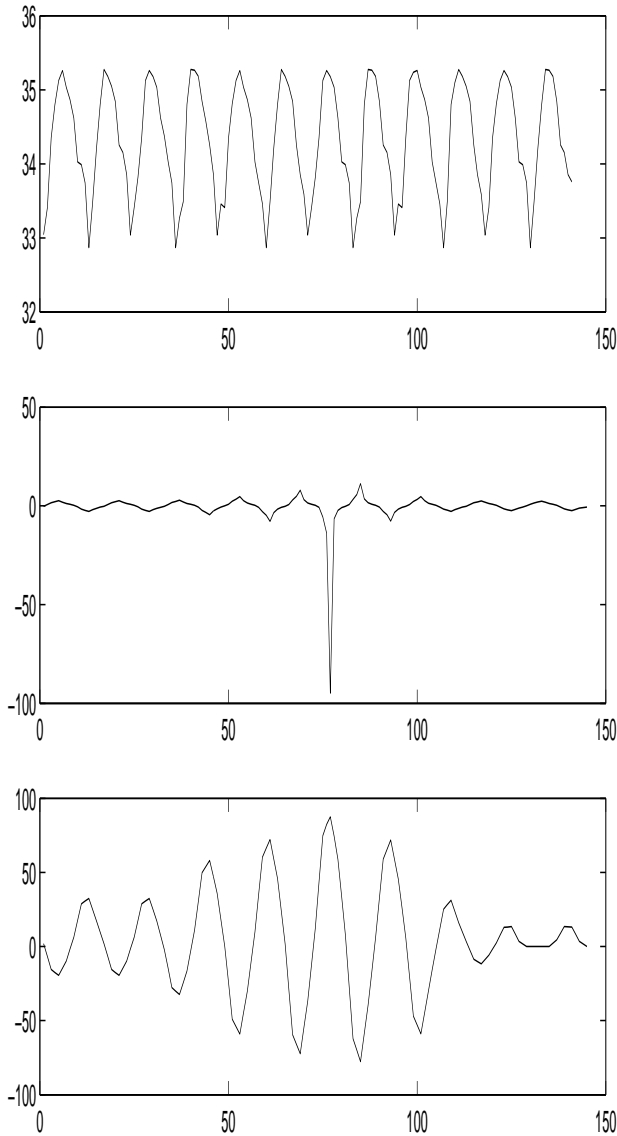


Fig. 7. Three periodic trajectories taken from motion-capture data. The top trajectory contains noise. The middle trajectory exhibits varying amplitudes. The bottom trajectory exhibits varying amplitudes, noise, and a slightly irregular period.

the classification performance.

B. Evaluation using DMPs on artificially-generated trajectories

We randomly generated 1,990 trajectories, each of which we labeled according to whether the discrete or rhythmic control policy produced the lesser error from the target. Half of the trajectories were generated by summing a random number (sampled from a discrete uniform distribution over 1 to 10) of sine and cosine signals. A base frequency, the absolute value of a Gaussian distributed random number (with mean 0 and variance 1), was generated, and each sine and cosine signal used an integral multiple of this frequency. The multiple was generated randomly from a discrete uniform distribution from

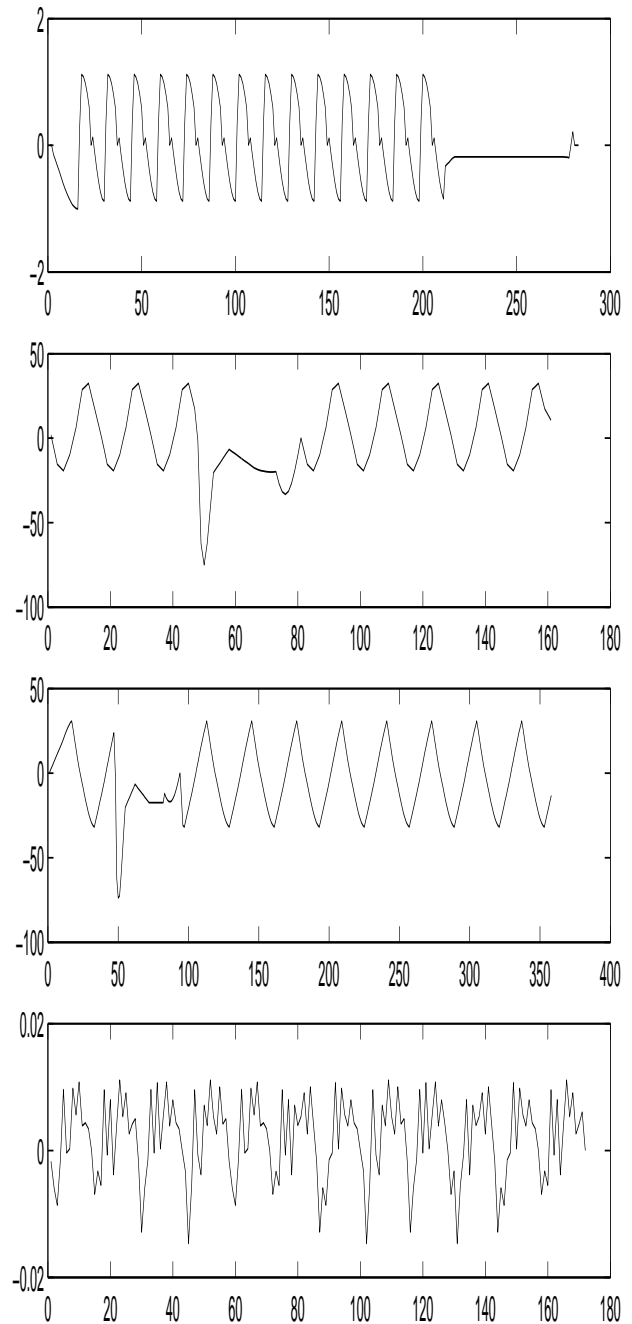


Fig. 8. Four trajectories taken from motion-capture that were unable to be judged discrete or oscillatory. The top three trajectories depict periodic signals in the midst of aperiodic signals. It was not possible for us to judge whether the bottom trajectory is periodic or aperiodic.

1 to 5. The other half of the trajectories were generated via piecewise polynomials as described in Section IV. 1,516 of the generated trajectories were labeled as rhythmic; the remaining 474 trajectories were labeled as discrete.

Note that we used empirical evaluation to determine whether the discrete or rhythmic control policy produced the lesser error when following a target trajectory. Using a relatively coarse search granularity to determine a good periodicity

TABLE I
CLASSIFICATION PERFORMANCE ON THE MANUALLY LABELED
MOTION-CAPTURE DATA

Movement type	Classified correctly	Total	Accuracy
Discrete	1387	1389	99.86%
Oscillatory	1118	1118	100.00%
Both	2505	2507	99.92%

TABLE II
CLASSIFICATION PERFORMANCE ON THE DMP LABELED, RANDOMLY
GENERATED TRAJECTORIES

Movement type	Classified correctly	Total	Accuracy
Discrete	474	474	100.0%
Oscillatory	1516	1516	100.0%
Both	1990	1990	100.0%

value for learning the rhythmic control policy still required over 48 hours to evaluate 2000 trajectories on 1.33 Ghz G4. Additionally, we were able to restrict the range of the periodicity parameter considerably using *a priori* knowledge. In real-world situations, the number of trajectories to be evaluated might be one or two orders of magnitude lower, but the search will still be very time consuming due to lack of foreknowledge of a good range for the periodicity value. It may be possible to use gradient-descent search to speed evaluation time, but implementing such a search (at least for DMPs) is far from trivial. Additionally, gradient-search would need to be implemented for each rhythmic planning method (i.e., neural oscillators, pattern generators, etc.) These points illustrate the utility of our classification system.

Our hope was that the label generated by evaluating the trajectory using the control policies matched the label generated by feeding the trajectory into the classifier. In this way, we evaluated the suitability of our method towards classifying trajectories for use with DMPs. As Table II indicates, our method is suited well towards this purpose.

C. Evaluation using DMPs on ambiguous motion-capture data

We evaluated our classifier on trajectories that are difficult for humans to classify as a final test. These trajectories were drawn from the motion-capture data mentioned in Section V-A. However, rather than use the same dataset, we selected only those trajectories which were difficult to label as either discrete or rhythmic (i.e., those trajectories rejected from evaluation in Section V-A. Again, Figure 8 illustrates samples of these trajectories.

We labeled each trajectory as either discrete or oscillatory depending on whether the discrete or rhythmic motor primitive produced the lesser deviation from the reference trajectory. Thus, labeling was conducted in the same manner as in Section V-B. Afterwards, we tested the classifier on this dataset, yielding the results in Table III. Note that this evaluation is important, because it determines the classifier’s performance on a planning mechanism for trajectories that are too difficult to manually label.

TABLE III
CLASSIFICATION PERFORMANCE ON THE DMP LABELED,
MOTION-CAPTURE TRAJECTORIES

Movement type	Classified correctly	Total	Accuracy
Discrete	80	80	100.0%
Oscillatory	174	174	100.0%
Both	254	254	100.0%

VI. DISCUSSION

We have shown that we can classify point-to-point and rhythmic movements that would be followed by various planning mechanisms with high accuracy. Additionally, we have shown that our method, with no training towards a specific planning mechanism, classified discrete and rhythmic trajectories perfectly for use with Dynamic Motor Primitives.

In many cases, humans have no difficulty determining whether a trajectory is point-to-point or rhythmic, and thus can select the proper planner appropriately. In other situations, our classifier will prove to be a useful tool. Those situations include the case where a trajectory is too difficult to label as discrete or rhythmic (e.g., those trajectories in Figure 8) and the case where planners for a large number of trajectories need to be selected.

Our results also lead to potential implications for formal methods of planner selection. It may be possible to determine a mapping from tasks to planners, based on certain high-level attributes of the tasks. We believe that whether a movement is discrete or rhythmic is one such attribute, and the method described in this paper provides a way to determine it.

VII. ACKNOWLEDGEMENTS

We wish to thank Stefan Schaal for providing his Dynamic Motor Primitives software.

NOTE

This paper is an expanded version of a paper submitted to Robotics Science and Systems 2005. It contains minor modifications to the text as well as results of new experiments.

REFERENCES

- [1] S. Schaal, D. Sternad, R. Osu, and M. Kawato, “Rhythmic arm movement is not discrete,” *Nature Neuroscience*, vol. 7, pp. 1136–1143, Oct 2004.
- [2] A. Ijspeert, J. Nakanishi, and S. Schaal, “Learning attractor landscapes for learning motor primitives,” in *Advances in Neural Information Processing Systems 15*, S. Becker, S. Thrun, and K. Obermayer, Eds., 2002, pp. 1547–1554.
- [3] M. R. Dimitrijevic, Y. Gerasimenko, and M. M. Pinter, “Evidence for a spinal central pattern generator in humans,” *Annals of the New York Academy of Sciences*, vol. 860, pp. 360–376, 1998.
- [4] J. Duysens and H. W. A. A. V. de Crommert, “Neural control of locomotion; part 1: The central pattern generator from cats to humans,” *Gait and Posture*, vol. 7, no. 2, pp. 131–141, Mar 1998.
- [5] A. J. Ijspeert, “A connectionist central pattern generator for the aquatic and terrestrial gaits of a simulated salamander,” *Biological Cybernetics*, vol. 84, pp. 331–348, 2001.
- [6] S. Schaal, “Programmable pattern generators,” in *Proc. of the 3rd Intl. Conf. on Computational Intelligence in Neuroscience*, Oct 1998, pp. 48–51.

- [7] S. Kotosaka and S. Schaal, "Synchronized robot drumming by neural oscillator," *Journal of the Robotics Society of Japan*, vol. 19, no. 1, pp. 116–123, 2001.
- [8] G. Taga, Y. Yamaguchi, and H. Shimizu, "Self-organized control of bipedal locomotion by neural oscillators in unpredictable environment," *Biological Cybernetics*, vol. 65, pp. 147–159, 1991.
- [9] S. Miyakoshi, M. Yamakita, and Y. Furuta, "Juggling control using neural oscillators," in *Proc. of the 1994 IEEE/RSJ Intl. Conf. on Intelligent Robots and Systems (IROS)*, vol. 2, Federal Armed Forces University (Munich), 1994, pp. 1186–1193.
- [10] J. J. Craig, *Introduction to Robotics*. Reading, MA: Addison-Wesley.
- [11] C. DeBoor, *A Practical Guide to Splines*. New York: Springer-Verlag, 1978.
- [12] Y. Uno, M. Kawato, and R. Suzuki, "Formation and control of optimal trajectory in human multijoint arm movement - minimum torque-change model," *Biological Cybernetics*, vol. 61, pp. 89–101, 1989.
- [13] S. W. Smith, *The Scientist and Engineer's Guide to Digital Signal Processing*. California Technical Publishing, 1997.
- [14] V. N. Vapnik, *The Nature of Statistical Learning Theory*. Springer, 1995.
- [15] T. Joachims, "Svm-Light," http://www.cs.cornell.edu/People/tj/svm_light, 2004.
- [16] "Credo Interactive, Lifeforms Studio 4.0," <http://www.credo-interactive.com>, 2001.
- [17] "Credo Interactive, Mega Mocap V2," <http://www.credo-interactive.com>, 2002.