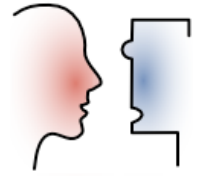


---

# The Belief Roadmap: Efficient Planning in Belief Space by Factoring the Covariance

Samuel Prentice and Nicholas Roy  
Presentation by Elaine Short

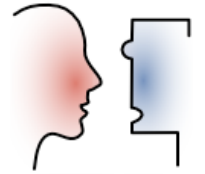
---



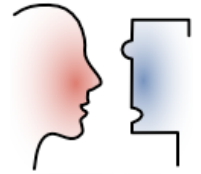
- Motivation
- Review of PRM and EKF
- Factoring the Covariance
- The Algorithm
- Experimental Validation



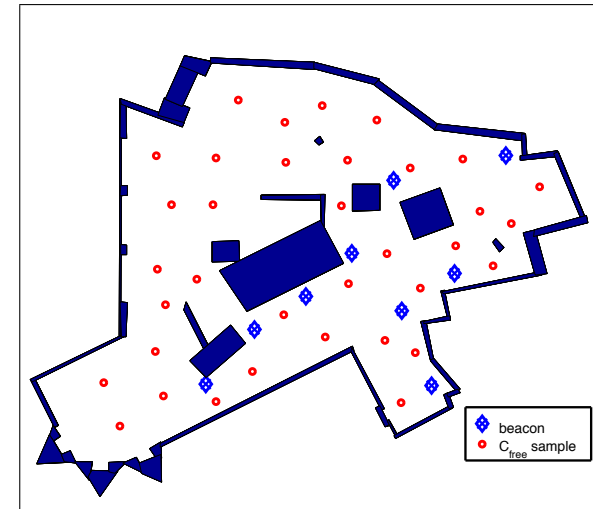
# Motivation



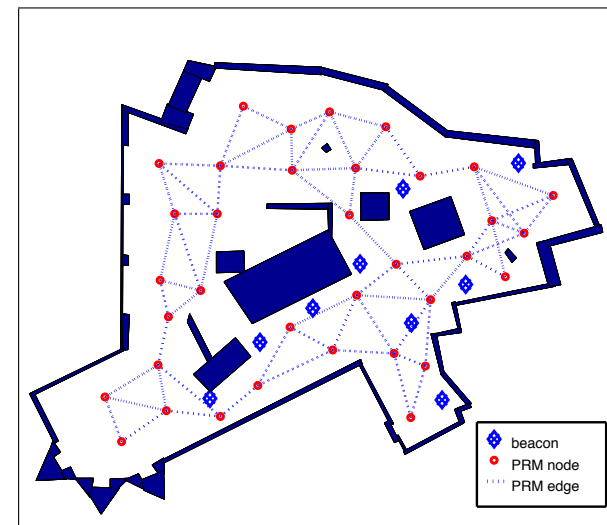
- In the real world, a robotic agent will have uncertainty in its knowledge of its own state.
- To incorporate this into planning we can use POMDPs, but they are difficult to solve.
- Instead, use Probabilistic Road Maps, incorporating uncertainty using Extended Kalman Filtering.
- Now plan in belief space, minimizing cost which includes the uncertainty in the movement.



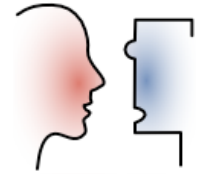
- Probabilistic Road Maps:
  - Choose a bunch of points in the collision-free subset of the search space
  - Connect those points where there exists a straight line path between them in  $C_{free}$ .
  - Find shortest path on the resulting graph



(a) Sampled Distribution Means



(b) Edges Added



state =  $g(\text{state}, \text{control}, \text{noise})$   
measured state =  $h(\text{state}, \text{noise})$

Cov. of  $s$   
(state)

Jacobian of  $g$  w.r.t  $s$  (state)

Jacobian of  $g$  w.r.t  $w$   
(noise)

Cov. of  $w$   
(noise)

- Robot state represented by a Gaussian (mean and covariance).
- Control and observations are applied sequentially, are linear transforms on the Gaussian (generally, control will make it wider, and observation will make it narrower).
- Extended Kalman Filter linearizes the nonlinear control and observation functions.

$$\bar{\mu}_t = g(\mu_{t-1}, u_t)$$

$$\bar{\Sigma}_t = G_t \Sigma_{t-1} G_t^T + V_t W_t V_t^T$$

$$\mu_t = \bar{\mu}_t + K_t (h(\bar{\mu}_t) - z_t)$$

$$\Sigma_t = \bar{\Sigma}_t - K_t H_t \bar{\Sigma}_t,$$

$$R_t \triangleq V_t W_t V_t^T$$

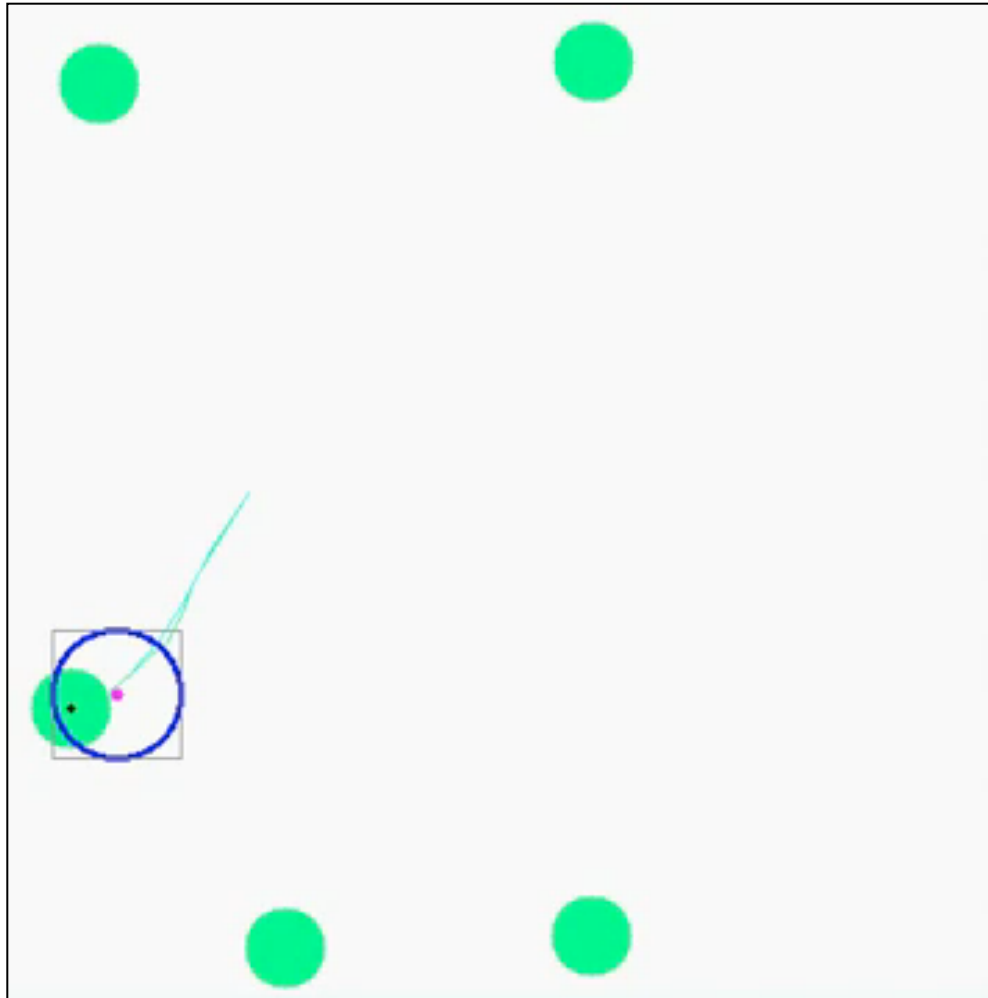
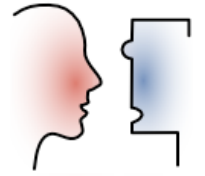
$$\bar{\Omega}_t = \bar{\Sigma}_t^{-1} = (G_t \Sigma_{t-1} G_t^T + R_t)^{-1}$$

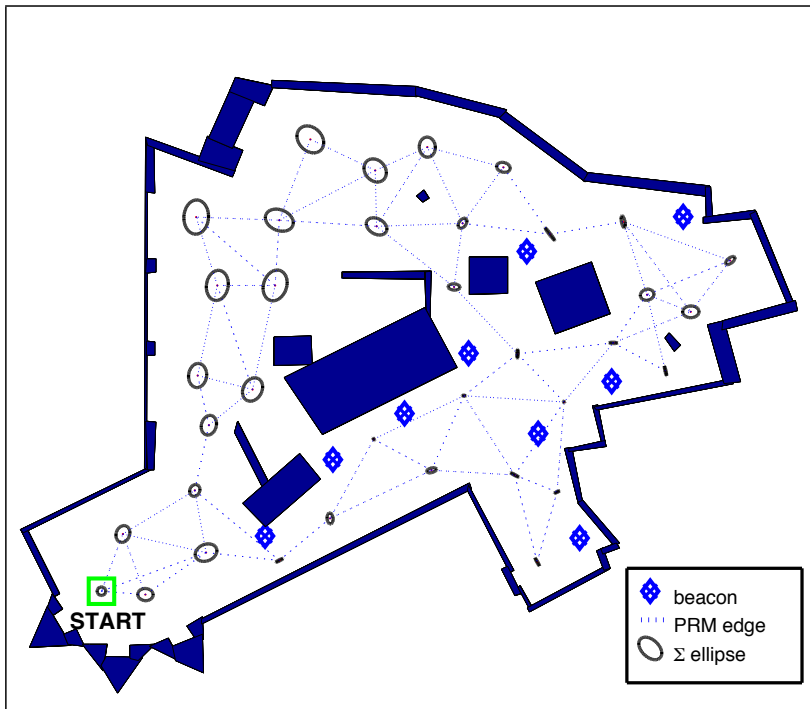
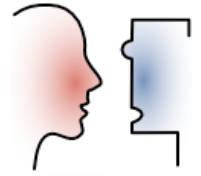
$$\Omega_t = \bar{\Omega}_t + H_t^T Q_t^{-1} H_t.$$

$$M_t \triangleq H_t^T Q_t^{-1} H_t$$

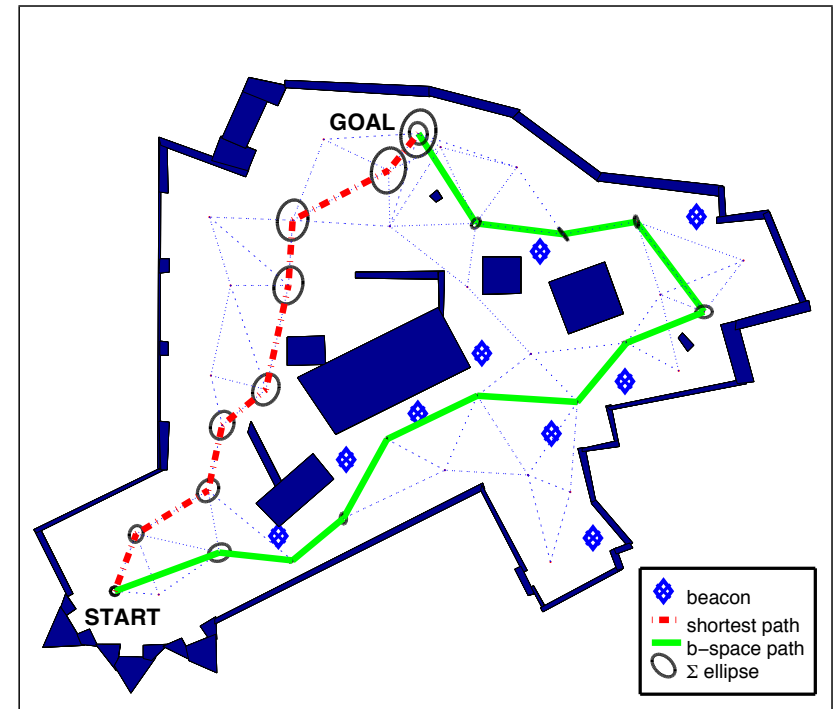


# Kalman Filter

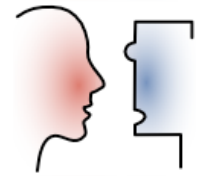




(c) Resulting Belief Space Graph

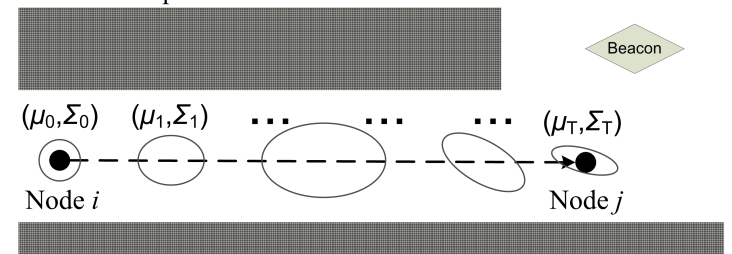


(d) Advantage of Belief Space Planning

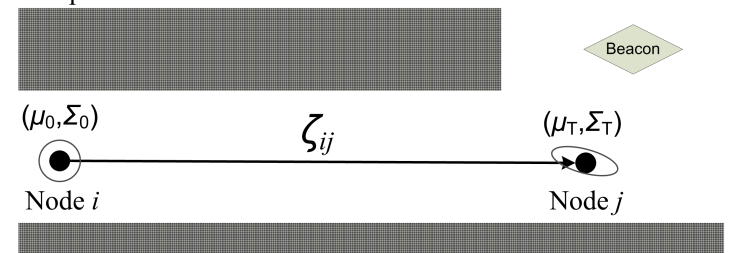


- The robot has control over its mean, but not the covariance.
- We would like to efficiently calculate the cost (in terms of the covariance) of each step in the graph.
- Rather than compute the new covariance for each control step, calculate one transformation matrix from  $(\mu_o, \Sigma_o)$  to  $(\mu_T, \Sigma_T)$

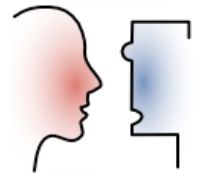
Standard EKF Updates



One-Step Transfer Function







$$\begin{aligned}\Psi_t = \begin{bmatrix} B \\ C \end{bmatrix}_t &= \begin{bmatrix} W & X \\ Y & Z \end{bmatrix}_t \begin{bmatrix} B \\ C \end{bmatrix}_{t-1} \\ &= \begin{bmatrix} 0 & I \\ I & M \end{bmatrix}_t \begin{bmatrix} 0 & G^{-T} \\ G & RG^{-T} \end{bmatrix}_t \begin{bmatrix} B \\ C \end{bmatrix}_{t-1}\end{aligned}$$

**Problem:** this is susceptible to rounding errors

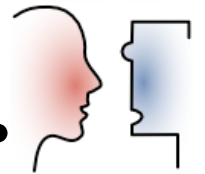
**Solution:** use Hamiltonian method of composition, with new operator “star”

$$S_t^C = \begin{bmatrix} G & R \\ 0 & G^T \end{bmatrix}_t \quad S_t^M = \begin{bmatrix} I & 0 \\ -M & I \end{bmatrix}_t \quad S_t = S_t^C \star S_t^M$$

This is analogous to taking a bunch of scattering media (like lenses) and stacking them, then describing the result with a single equation.

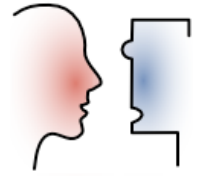


# In other words...



$$\mathcal{S}_{1:T} = \begin{bmatrix} G_{1:T} & R_{1:T} \\ -M_{1:T} & G_{1:T}^T \end{bmatrix} = \mathcal{S}_1 \star \mathcal{S}_2 \star \cdots \star \mathcal{S}_T \quad \begin{bmatrix} \cdot & \Sigma_T \\ \cdot & \cdot \end{bmatrix} = \begin{bmatrix} I & \Sigma_0 \\ 0 & I \end{bmatrix} \star \mathcal{S}_{1:T}.$$

- To get from point  $a$  to point  $b$ , use the star operation to compose the matrices for all the time steps necessary to get from  $a$  to  $b$ .
- Then a new starting condition can be applied using the star composition of the starting condition and the previously calculated composed transformation matrix.




---

**Algorithm 1** The Belief Roadmap Build Process.

---

**Require:** Map  $\mathcal{C}$  over mean robot poses

- 1: Sample mean poses  $\{\mu_i\}$  from  $\mathcal{C}_{free}$  using a standard PRM sampling strategy to build belief graph node set  $\{n_i\}$  such that  $n_i[\mu] = \mu_i$
  - 2: Create edge set  $\{e_{ij}\}$  between nodes  $(n_i, n_j)$  if the straight-line path between  $(n_i[\mu], n_j[\mu])$  is collision-free
  - 3: Build one-step transfer functions  $\{\zeta_{ij}\} \forall e_{ij} \in \{e_{ij}\}$
  - 4: **return** Belief graph  $\mathcal{G} = \{\{n_i\}, \{e_{ij}\}, \{\zeta_{ij}\}\}$
-




---

## Algorithm 2 The Belief Roadmap Search Process.

---

**Require:** Start belief  $(\mu_0, \Sigma_0)$ , goal location  $\mu_{goal}$  and belief graph  $\mathcal{G}$

**Ensure:** Path  $p$  from  $\mu_0$  to  $\mu_{goal}$  with minimum goal covariance  $\Sigma_{goal}$ .

- 1: Append  $\mathcal{G}$  with nodes  $\{n_0, n_{goal}\}$ , edges  $\{\{e_{0,j}\}, \{e_{i,goal}\}\}$ , and one-step transfer functions  $\{\{\zeta_{0,j}\}, \{\zeta_{i,goal}\}\}$
  - 2: Augment node structure with best path  $p=\emptyset$  and covariance  $\Sigma=\emptyset$ , such that  $n_i=\{\mu, \Sigma, p\}$
  - 3: Create search queue with initial position and covariance  $Q \leftarrow n_0 = \{\mu_0, \Sigma_0, \emptyset\}$
  - 4: **while**  $Q$  is not empty **do**
  - 5:   Pop  $n \leftarrow Q$
  - 6:   **if**  $n = n_{goal}$  **then**
  - 7:     Continue
  - 8:   **end if**
  - 9:   **for all**  $n'$  such that  $\exists e_{n,n'}$  **and not**  $n' \ni n[p]$  **do**
  - 10:     Compute one-step update  $\Psi' = \zeta_{n,n'} \cdot \Psi$ , where  $\Psi = \begin{bmatrix} n[\Sigma] \\ I \end{bmatrix}$
  - 11:      $\Sigma' \leftarrow \Psi'_{11} \cdot \Psi'_{21}^{-1}$
  - 12:     **if**  $tr(\Sigma') < tr(n'[\Sigma])$  **then**
  - 13:        $n' \leftarrow \{n'[\mu], \Sigma', n[p] \cup \{n'\}\}$
  - 14:       Push  $n' \rightarrow Q$
  - 15:     **end if**
  - 16:   **end for**
  - 17: **end while**
  - 18: **return**  $n_{goal}[p]$
- 

---

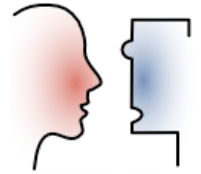
## Algorithm 3 The Min-Max Belief Roadmap (minmax-BRM) algorithm.

---

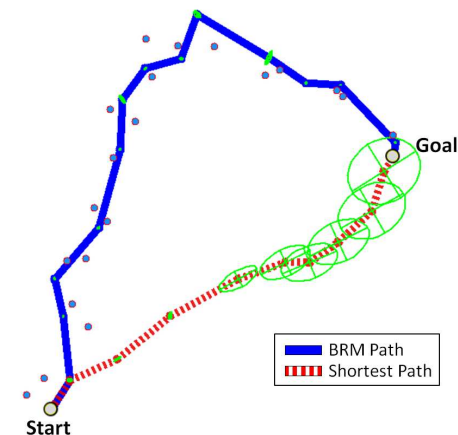
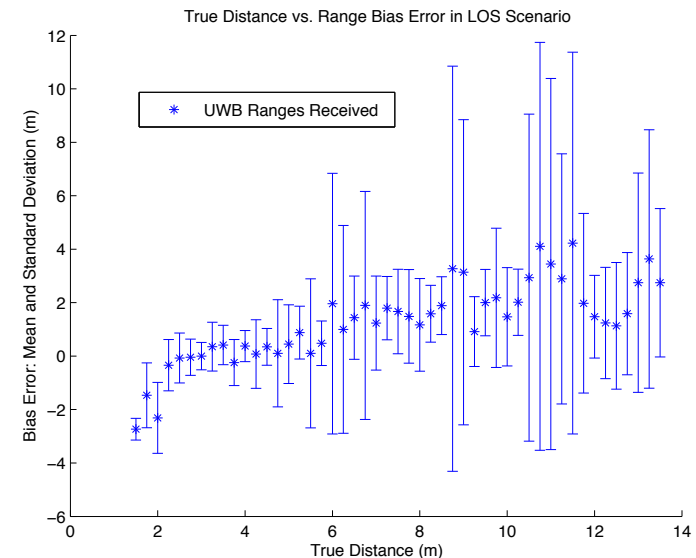
**Require:** Start belief  $(\mu_0, \Sigma_0)$ , goal location  $\mu_{goal}$  and belief graph  $\mathcal{G}$

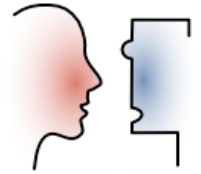
**Ensure:** Path  $p$  from  $\mu_0$  to  $\mu_{goal}$  with minimum maximum covariance.

- 1:  $\mathcal{G} = \{\{n_i\}, \{e_{ij}\}, \{\mathcal{S}_{ij}\}\} \leftarrow \text{BUILD\_BRM\_GRAPH}(\mathcal{B}^\mu)$
  - 2: Append  $\mathcal{G}$  with nodes  $\{n_0, n_{goal}\}$ , edges  $\{\{e_{0,j}\}, \{e_{i,goal}\}\}$ , and one-step descriptors  $\{\{\mathcal{S}_{0,j}\}, \{\mathcal{S}_{i,goal}\}\}$
  - 3: Augment node structure with best path  $p = \emptyset$  and maximum covariance  $\Sigma_{max}^p = \infty$  along path  $p$ , such that  $n_i = \{\mu, \Sigma, p, \Sigma_{max}^p\}$
  - 4: Create search queue with initial position and covariance  $Q \leftarrow n_0 = \{\mu_0, \Sigma_0, \emptyset, \infty\}$
  - 5: **while**  $Q$  is not empty **do**
  - 6:   Pop  $n \leftarrow Q$
  - 7:   **if**  $n = n_{goal}$  **then**
  - 8:     Continue
  - 9:   **end if**
  - 10:   **for all**  $n'$  such that  $\exists e_{n,n'}$  **and**  $n' \ni n[p]$  **do**
  - 11:     Compute one-step update  $\Psi' = \zeta_{n,n'} \cdot \Psi$ , where  $\Psi = \begin{bmatrix} n[\Sigma] \\ I \end{bmatrix}$
  - 12:      $\Sigma' \leftarrow \Psi'_{11} \cdot \Psi'_{21}^{-1}$
  - 13:     **if**  $max(tr(\Sigma'), tr(n[\Sigma_{max}^p])) < tr(n'[\Sigma_{max}^p])$  **then**
  - 14:        $n' \leftarrow \{n'[\mu], \Sigma', \{n[p], n'\}, max(\Sigma', n[\Sigma_{max}^p])\}$
  - 15:       Push  $n' \rightarrow Q$
  - 16:     **end if**
  - 17:   **end for**
  - 18: **end while**
  - 19: **return**  $n_{goal}[p]$
-

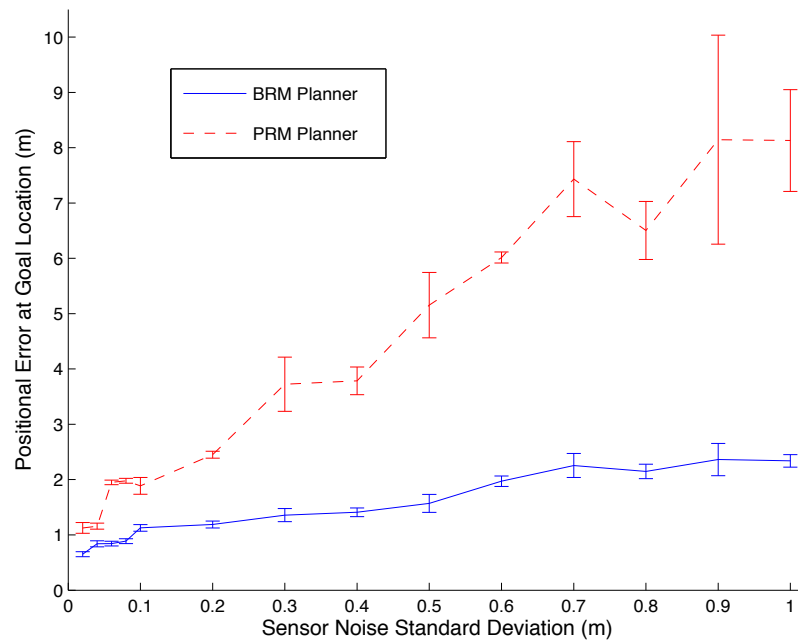


- Ultra-wide bandwidth radio beacons
- Can be modeled with Gaussian noise
- In simulation, robot navigating through a small, obstacle-free environment with sensors distributed along a randomized trajectory in the space.

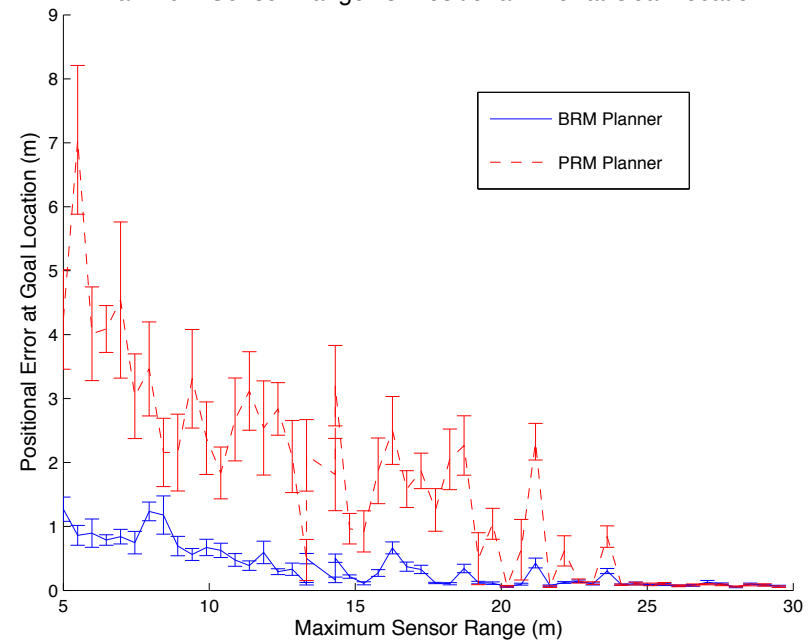




Sensor Model Uncertainty vs. Positional Error at Goal Location

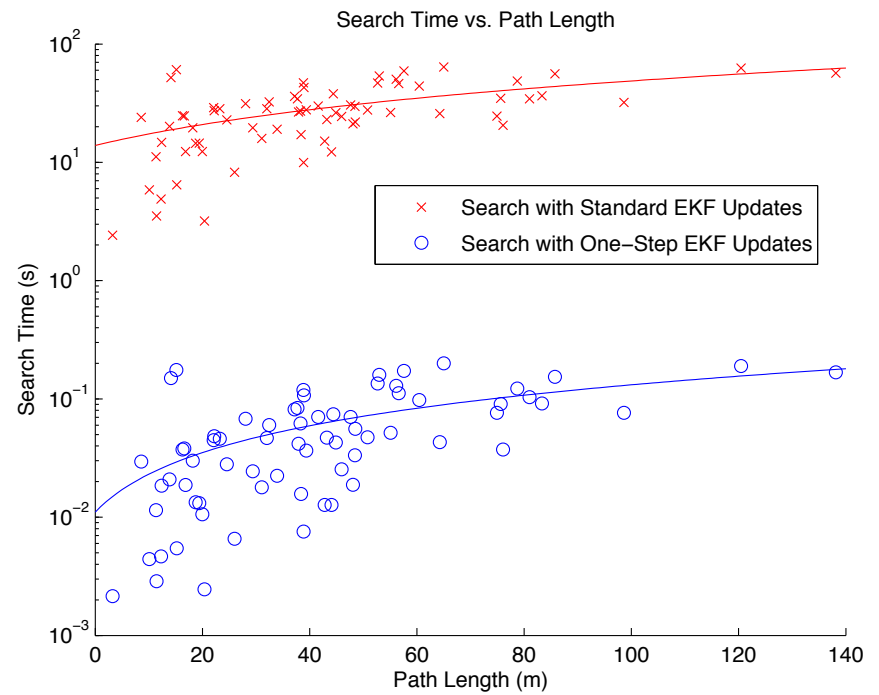
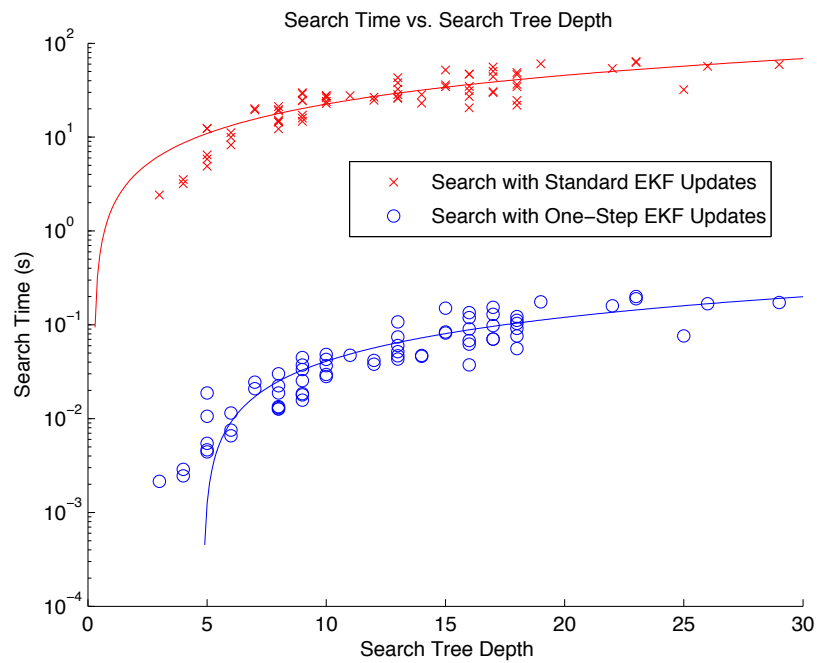
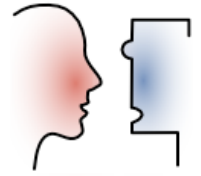


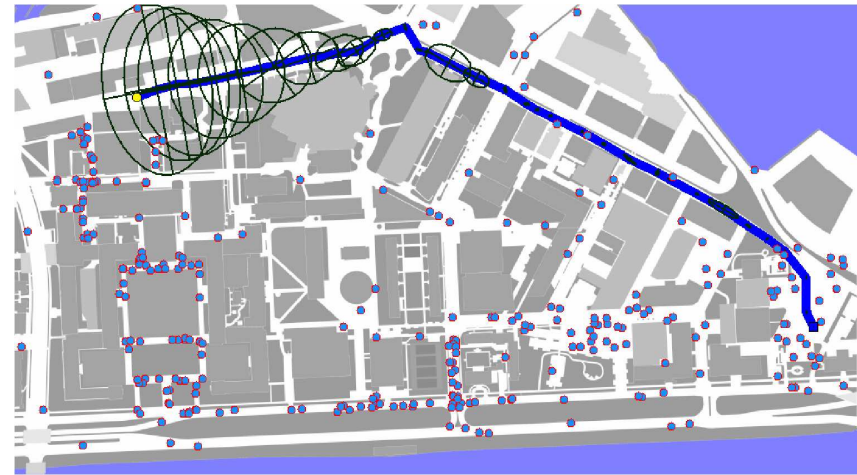
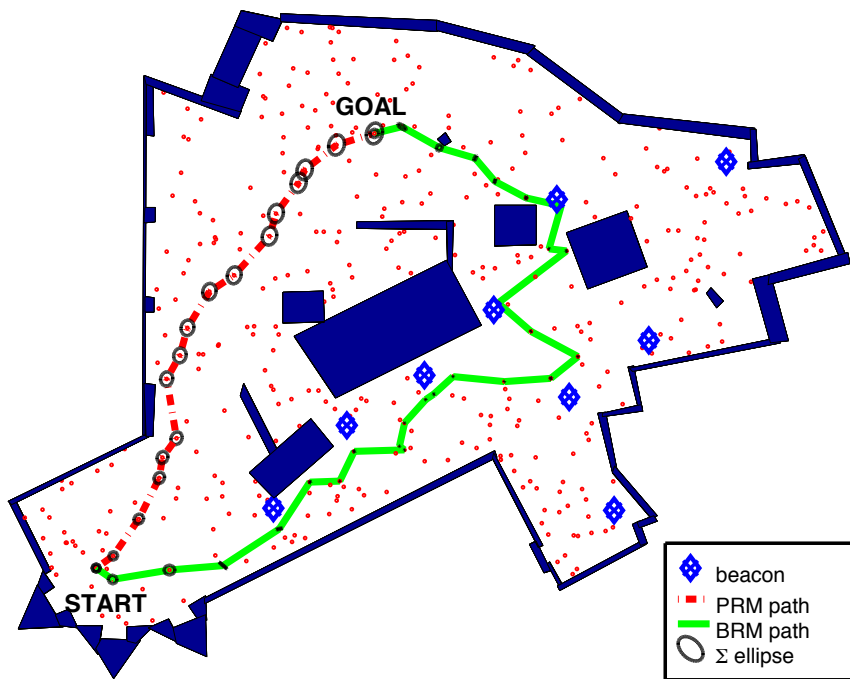
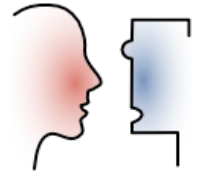
Maximum Sensor Range vs. Positional Error at Goal Location





# Experiment 2





(a) PRM: Shortest Path



(b) BRM: Lowest Expected Uncertainty Path